

**SNAPSHOT of HOME Program Performance--As of 09/30/2019**  
**Local Participating Jurisdictions with Rental Production Activities**



Participating Jurisdiction (PJ): **Huntington Park**

State: **CA**

PJ's Total HOME Allocation Received: **\$19,567,491**

PJ's Size Grouping\*: **C**

PJ Since (FY): **1992**

Category	PJ	State Average	State Rank	Nat'l Average	Nat'l Ranking (Percentile):*		
					Group	C	Overall
<b>Program Progress:</b>			PJs in State: <b>94</b>				
% of Funds Committed	<b>89.06</b> %	<b>94.07</b> %	<b>63</b>	<b>94.31</b> %	<b>18</b>	<b>15</b>	
% of Funds Disbursed	<b>88.33</b> %	<b>92.86</b> %	<b>63</b>	<b>92.60</b> %	<b>22</b>	<b>18</b>	
Leveraging Ratio for Rental Activities	<b>5.1</b>	<b>6.4</b>	<b>0</b>	<b>5.93</b>	<b>0</b>	<b>0</b>	
% of Completed Rental Disbursements to All Rental Commitments***	<b>74.60</b> %	<b>96.28</b> %	<b>91</b>	<b>97.51</b> %	<b>2</b>	<b>2</b>	
% of Completed CHDO Disbursements to All CHDO Reservations***	<b>66.69</b> %	<b>92.46</b> %	<b>89</b>	<b>92.69</b> %	<b>3</b>	<b>3</b>	
<b>Low-Income Benefit:</b>							
% of 0-50% AMI Renters to All Renters	<b>75.00</b> %	<b>83.90</b> %	<b>78</b>	<b>82.65</b> %	<b>24</b>	<b>21</b>	
% of 0-30% AMI Renters to All Renters***	<b>45.95</b> %	<b>42.17</b> %	<b>36</b>	<b>46.79</b> %	<b>50</b>	<b>50</b>	
<b>Lease-Up:</b>							
% of Occupied Rental Units to All Completed Rental Units***	<b>97.97</b> %	<b>98.32</b> %	<b>67</b>	<b>98.07</b> %	<b>22</b>	<b>23</b>	
<b>Overall Ranking:</b>			In State: <b>86 / 94</b>	Nationally:	<b>7</b>	<b>6</b>	
<b>HOME Cost Per Unit and Number of Completed Units:</b>							
Rental Unit	<b>\$46,563</b>	<b>\$50,052</b>		<b>\$36,425</b>	<b>148</b> Units	<b>41.70</b> %	
Homebuyer Unit	<b>\$162,716</b>	<b>\$25,713</b>		<b>\$17,930</b>	<b>21</b> Units	<b>5.90</b> %	
Homeowner-Rehab Unit	<b>\$56,630</b>	<b>\$27,952</b>		<b>\$21,966</b>	<b>36</b> Units	<b>10.10</b> %	
TBRA Unit	<b>\$8,339</b>	<b>\$3,289</b>		<b>\$3,676</b>	<b>150</b> Units	<b>42.30</b> %	

\* - A = PJ's Annual Allocation is greater than or equal to \$3.5 million (32 PJs)

B = PJ's Annual Allocation is less than \$3.5 million and greater than or equal to \$1 million (173 PJs)

C = PJ's Annual Allocation is less than \$1 million (375 PJs)

\*\* - E.g., a percentile rank of 70 means that the performance exceeds that of 70% of PJs.

\*\*\*- This category is double-weighted in compiling both the State Overall Ranking and the National Overall Ranking of each PJ.

Source: Data entered by HOME Participating Jurisdictions into HUD's Integrated Disbursement and Information System (IDIS)

## Program and Beneficiary Characteristics for Completed Units

Participating Jurisdiction (PJ): Huntington Park CA

**Total Development Costs:**  
(average reported cost per unit in  
HOME-assisted projects)

	Rental	Homebuyer	Homeowner
<b>PJ:</b>	\$135,410	\$153,832	\$60,258
<b>State:*</b>	\$190,858	\$131,515	\$30,342
<b>National:**</b>	\$135,225	\$88,236	\$26,222

**CHDO Operating Expenses:**  
(% of allocation)

<b>PJ:</b>	<span style="border: 1px solid black; padding: 2px;">0.0</span> %
<b>National Avg:</b>	<span style="border: 1px solid black; padding: 2px;">1.1</span> %

	Rental %	Homebuyer %	Homeowner %	TBRA %
<b>RACE:</b>				
White:	<span style="border: 1px solid black; padding: 2px;">10.3</span>	<span style="border: 1px solid black; padding: 2px;">0.0</span>	<span style="border: 1px solid black; padding: 2px;">2.8</span>	<span style="border: 1px solid black; padding: 2px;">0.0</span>
Black/African American:	<span style="border: 1px solid black; padding: 2px;">2.8</span>	<span style="border: 1px solid black; padding: 2px;">0.0</span>	<span style="border: 1px solid black; padding: 2px;">0.0</span>	<span style="border: 1px solid black; padding: 2px;">0.0</span>
Asian:	<span style="border: 1px solid black; padding: 2px;">0.0</span>	<span style="border: 1px solid black; padding: 2px;">0.0</span>	<span style="border: 1px solid black; padding: 2px;">0.0</span>	<span style="border: 1px solid black; padding: 2px;">0.0</span>
American Indian/Alaska Native:	<span style="border: 1px solid black; padding: 2px;">0.0</span>	<span style="border: 1px solid black; padding: 2px;">0.0</span>	<span style="border: 1px solid black; padding: 2px;">0.0</span>	<span style="border: 1px solid black; padding: 2px;">0.0</span>
Native Hawaiian/Pacific Islander:	<span style="border: 1px solid black; padding: 2px;">0.0</span>	<span style="border: 1px solid black; padding: 2px;">0.0</span>	<span style="border: 1px solid black; padding: 2px;">0.0</span>	<span style="border: 1px solid black; padding: 2px;">0.0</span>
American Indian/Alaska Native and White:	<span style="border: 1px solid black; padding: 2px;">0.0</span>	<span style="border: 1px solid black; padding: 2px;">0.0</span>	<span style="border: 1px solid black; padding: 2px;">0.0</span>	<span style="border: 1px solid black; padding: 2px;">0.0</span>
Asian and White:	<span style="border: 1px solid black; padding: 2px;">0.0</span>	<span style="border: 1px solid black; padding: 2px;">0.0</span>	<span style="border: 1px solid black; padding: 2px;">0.0</span>	<span style="border: 1px solid black; padding: 2px;">0.0</span>
Black/African American and White:	<span style="border: 1px solid black; padding: 2px;">0.0</span>	<span style="border: 1px solid black; padding: 2px;">0.0</span>	<span style="border: 1px solid black; padding: 2px;">0.0</span>	<span style="border: 1px solid black; padding: 2px;">0.0</span>
American Indian/Alaska Native and Black:	<span style="border: 1px solid black; padding: 2px;">0.0</span>	<span style="border: 1px solid black; padding: 2px;">0.0</span>	<span style="border: 1px solid black; padding: 2px;">0.0</span>	<span style="border: 1px solid black; padding: 2px;">0.0</span>
Other Multi Racial:	<span style="border: 1px solid black; padding: 2px;">0.0</span>	<span style="border: 1px solid black; padding: 2px;">0.0</span>	<span style="border: 1px solid black; padding: 2px;">0.0</span>	<span style="border: 1px solid black; padding: 2px;">0.0</span>
Asian/Pacific Islander:	<span style="border: 1px solid black; padding: 2px;">0.0</span>	<span style="border: 1px solid black; padding: 2px;">0.0</span>	<span style="border: 1px solid black; padding: 2px;">0.0</span>	<span style="border: 1px solid black; padding: 2px;">0.0</span>

### ETHNICITY:

Hispanic	<span style="border: 1px solid black; padding: 2px;">86.9</span>	<span style="border: 1px solid black; padding: 2px;">100.0</span>	<span style="border: 1px solid black; padding: 2px;">97.2</span>	<span style="border: 1px solid black; padding: 2px;">100.0</span>
----------	--	---	--	---

### HOUSEHOLD SIZE:

1 Person:	<span style="border: 1px solid black; padding: 2px;">66.2</span>	<span style="border: 1px solid black; padding: 2px;">0.0</span>	<span style="border: 1px solid black; padding: 2px;">16.7</span>	<span style="border: 1px solid black; padding: 2px;">100.0</span>
2 Persons:	<span style="border: 1px solid black; padding: 2px;">20.7</span>	<span style="border: 1px solid black; padding: 2px;">5.0</span>	<span style="border: 1px solid black; padding: 2px;">2.8</span>	<span style="border: 1px solid black; padding: 2px;">0.0</span>
3 Persons:	<span style="border: 1px solid black; padding: 2px;">3.4</span>	<span style="border: 1px solid black; padding: 2px;">20.0</span>	<span style="border: 1px solid black; padding: 2px;">19.4</span>	<span style="border: 1px solid black; padding: 2px;">0.0</span>
4 Persons:	<span style="border: 1px solid black; padding: 2px;">4.1</span>	<span style="border: 1px solid black; padding: 2px;">35.0</span>	<span style="border: 1px solid black; padding: 2px;">22.2</span>	<span style="border: 1px solid black; padding: 2px;">0.0</span>
5 Persons:	<span style="border: 1px solid black; padding: 2px;">1.4</span>	<span style="border: 1px solid black; padding: 2px;">25.0</span>	<span style="border: 1px solid black; padding: 2px;">16.7</span>	<span style="border: 1px solid black; padding: 2px;">0.0</span>
6 Persons:	<span style="border: 1px solid black; padding: 2px;">2.8</span>	<span style="border: 1px solid black; padding: 2px;">10.0</span>	<span style="border: 1px solid black; padding: 2px;">8.3</span>	<span style="border: 1px solid black; padding: 2px;">0.0</span>
7 Persons:	<span style="border: 1px solid black; padding: 2px;">1.4</span>	<span style="border: 1px solid black; padding: 2px;">5.0</span>	<span style="border: 1px solid black; padding: 2px;">2.8</span>	<span style="border: 1px solid black; padding: 2px;">0.0</span>
8 or more Persons:	<span style="border: 1px solid black; padding: 2px;">0.0</span>	<span style="border: 1px solid black; padding: 2px;">0.0</span>	<span style="border: 1px solid black; padding: 2px;">11.1</span>	<span style="border: 1px solid black; padding: 2px;">0.0</span>

### HOUSEHOLD TYPE:

Single/Non-Elderly:	<span style="border: 1px solid black; padding: 2px;">6.2</span>	<span style="border: 1px solid black; padding: 2px;">15.0</span>	<span style="border: 1px solid black; padding: 2px;">11.1</span>	<span style="border: 1px solid black; padding: 2px;">0.0</span>
Elderly:	<span style="border: 1px solid black; padding: 2px;">77.2</span>	<span style="border: 1px solid black; padding: 2px;">0.0</span>	<span style="border: 1px solid black; padding: 2px;">27.8</span>	<span style="border: 1px solid black; padding: 2px;">100.0</span>
Related/Single Parent:	<span style="border: 1px solid black; padding: 2px;">3.4</span>	<span style="border: 1px solid black; padding: 2px;">0.0</span>	<span style="border: 1px solid black; padding: 2px;">8.3</span>	<span style="border: 1px solid black; padding: 2px;">0.0</span>
Related/Two Parent:	<span style="border: 1px solid black; padding: 2px;">10.3</span>	<span style="border: 1px solid black; padding: 2px;">70.0</span>	<span style="border: 1px solid black; padding: 2px;">50.0</span>	<span style="border: 1px solid black; padding: 2px;">0.0</span>
Other:	<span style="border: 1px solid black; padding: 2px;">2.8</span>	<span style="border: 1px solid black; padding: 2px;">15.0</span>	<span style="border: 1px solid black; padding: 2px;">2.8</span>	<span style="border: 1px solid black; padding: 2px;">0.0</span>

### SUPPLEMENTAL RENTAL ASSISTANCE:

Section 8:	<span style="border: 1px solid black; padding: 2px;">24.8</span>	<span style="border: 1px solid black; padding: 2px;">0.0</span> #
HOME TBRA:	<span style="border: 1px solid black; padding: 2px;">10.3</span>	
Other:	<span style="border: 1px solid black; padding: 2px;">0.0</span>	
No Assistance:	<span style="border: 1px solid black; padding: 2px;">64.8</span>	

**# of Section 504 Compliant Units:** 27

\* The State average includes all local and the State PJs within that state

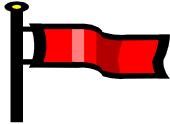
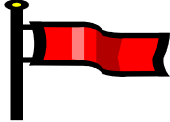
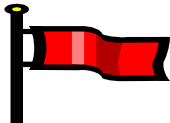
\*\* The National average includes all local and State PJs, and Insular Areas

# Section 8 vouchers can be used for First-Time Homebuyer Downpayment Assistance.



— HOME PROGRAM —  
**SNAPSHOT WORKSHEET - RED FLAG INDICATORS**  
 Local Participating Jurisdictions with Rental Production Activities

Participating Jurisdiction (PJ): Huntington Park State: CA Group Rank: 7  
 (Percentile)  
 State Rank: 86 / 94 PJs Overall Rank: 6  
 (Percentile)  
 Summary: 3 / Of the 5 Indicators are Red Flags

FACTOR	DESCRIPTION	THRESHOLD*	PJ RESULTS	RED FLAG
4	% OF COMPLETED RENTAL DISBURSEMENTS TO ALL RENTAL COMMITMENTS	< 96.71%	74.6	
5	% OF COMPLETED CHDO DISBURSEMENTS TO ALL CHDO RESERVATIONS	< 86.60%	66.69	
6	% OF RENTERS BELOW 50% OF AREA MEDIAN INCOME	< 70%**	75	
8	% OF OCCUPIED RENTAL UNITS TO ALL RENTAL UNITS	< 96.96%	97.97	
"ALLOCATION-YEARS" NOT DISBURSED***		> 2.730	4.92	

\* This Threshold indicates approximately the lowest 20% of the PJs

\*\* This percentage may indicate a problem with meeting the 90% of rental units and TBRA provided to households at 60% AMI requirement

\*\*\* Total of undisbursed HOME and ADDI funds through FY 2013 HOME and ADDI allocation amount. This is not a SNAPSHOT indicator, but a good indicator of program progress.

Source: Data entered by HOME Participating Jurisdictions into HUD's Integrated Disbursement and Information System (IDIS)

HOME Program Performance SNAPSHOT

Page 3

