

**SNAPSHOT of HOME Program Performance--As of 09/30/2019**  
**Local Participating Jurisdictions with Rental Production Activities**



Participating Jurisdiction (PJ): **Hudson County Consortium**

State: **NJ**

PJ's Total HOME Allocation Received: **\$88,770,239**

PJ's Size Grouping\*: **B**

PJ Since (FY): **1992**

Category	PJ	State Average	State Rank	Nat'l Average	Nat'l Ranking (Percentile):*		
					Group	B	Overall
<b>Program Progress:</b>			PJs in State: <div>27</div>				
% of Funds Committed	<div>94.91</div> %	<div>91.95</div> %	<div>11</div>	<div>94.31</div> %	<div>56</div>	<div>56</div>	
% of Funds Disbursed	<div>92.78</div> %	<div>90.02</div> %	<div>0</div>	<div>92.60</div> %	<div>52</div>	<div>50</div>	
Leveraging Ratio for Rental Activities	<div>3</div>	<div>6.56</div>	<div>0</div>	<div>5.93</div>	<div>0</div>	<div>0</div>	
% of Completed Rental Disbursements to All Rental Commitments***	<div>94.45</div> %	<div>96.52</div> %	<div>22</div>	<div>97.51</div> %	<div>18</div>	<div>14</div>	
% of Completed CHDO Disbursements to All CHDO Reservations***	<div>84.79</div> %	<div>89.08</div> %	<div>23</div>	<div>92.69</div> %	<div>16</div>	<div>16</div>	
<b>Low-Income Benefit:</b>							
% of 0-50% AMI Renters to All Renters	<div>79.46</div> %	<div>84.07</div> %	<div>23</div>	<div>82.65</div> %	<div>30</div>	<div>34</div>	
% of 0-30% AMI Renters to All Renters***	<div>31.54</div> %	<div>47.08</div> %	<div>21</div>	<div>46.79</div> %	<div>15</div>	<div>24</div>	
<b>Lease-Up:</b>							
% of Occupied Rental Units to All Completed Rental Units***	<div>99.66</div> %	<div>97.17</div> %	<div>12</div>	<div>98.07</div> %	<div>40</div>	<div>38</div>	
<b>Overall Ranking:</b>			In State: <div>19 / 27</div>		Nationally: <div>18</div>		
<b>HOME Cost Per Unit and Number of Completed Units:</b>							
Rental Unit	<div>\$40,688</div>	<div>\$36,989</div>		<div>\$36,425</div>	<div>1,490</div> Units	<div>80.30</div> %	
Homebuyer Unit	<div>\$44,261</div>	<div>\$19,624</div>		<div>\$17,930</div>	<div>119</div> Units	<div>6.40</div> %	
Homeowner-Rehab Unit	<div>\$17,793</div>	<div>\$16,486</div>		<div>\$21,966</div>	<div>246</div> Units	<div>13.30</div> %	
TBRA Unit	<div>\$0</div>	<div>\$8,392</div>		<div>\$3,676</div>	<div>0</div> Units	<div>0.00</div> %	

\* - A = PJ's Annual Allocation is greater than or equal to \$3.5 million (32 PJs)

B = PJ's Annual Allocation is less than \$3.5 million and greater than or equal to \$1 million (173 PJs)

C = PJ's Annual Allocation is less than \$1 million (375 PJs)

\*\* - E.g., a percentile rank of 70 means that the performance exceeds that of 70% of PJs.

\*\*\*- This category is double-weighted in compiling both the State Overall Ranking and the National Overall Ranking of each PJ.

Source: Data entered by HOME Participating Jurisdictions into HUD's Integrated Disbursement and Information System (IDIS)

## Program and Beneficiary Characteristics for Completed Units

**Participating Jurisdiction (PJ):** Hudson County Consortium NJ

**Total Development Costs:**  
(average reported cost per unit in  
HOME-assisted projects)

	Rental	Homebuyer	Homeowner
<b>PJ:</b>	\$126,798	\$79,057	\$19,330
<b>State:*</b>	\$161,670	\$112,543	\$18,059
<b>National:**</b>	\$135,225	\$88,236	\$26,222

**CHDO Operating Expenses:**  
(% of allocation)

<b>PJ:</b>	<span style="border: 1px solid black; padding: 2px;">0.4</span> %
<b>National Avg:</b>	<span style="border: 1px solid black; padding: 2px;">1.1</span> %

<b>RACE:</b>	Rental %	Homebuyer %	Homeowner %	TBRA %
White:	<span style="border: 1px solid black; padding: 2px;">26.6</span>	<span style="border: 1px solid black; padding: 2px;">20.2</span>	<span style="border: 1px solid black; padding: 2px;">61.8</span>	<span style="border: 1px solid black; padding: 2px;">0.0</span>
Black/African American:	<span style="border: 1px solid black; padding: 2px;">10.0</span>	<span style="border: 1px solid black; padding: 2px;">5.9</span>	<span style="border: 1px solid black; padding: 2px;">3.7</span>	<span style="border: 1px solid black; padding: 2px;">0.0</span>
Asian:	<span style="border: 1px solid black; padding: 2px;">0.6</span>	<span style="border: 1px solid black; padding: 2px;">0.0</span>	<span style="border: 1px solid black; padding: 2px;">0.4</span>	<span style="border: 1px solid black; padding: 2px;">0.0</span>
American Indian/Alaska Native:	<span style="border: 1px solid black; padding: 2px;">0.1</span>	<span style="border: 1px solid black; padding: 2px;">0.8</span>	<span style="border: 1px solid black; padding: 2px;">0.0</span>	<span style="border: 1px solid black; padding: 2px;">0.0</span>
Native Hawaiian/Pacific Islander:	<span style="border: 1px solid black; padding: 2px;">0.1</span>	<span style="border: 1px solid black; padding: 2px;">0.0</span>	<span style="border: 1px solid black; padding: 2px;">0.0</span>	<span style="border: 1px solid black; padding: 2px;">0.0</span>
American Indian/Alaska Native and White:	<span style="border: 1px solid black; padding: 2px;">0.9</span>	<span style="border: 1px solid black; padding: 2px;">0.0</span>	<span style="border: 1px solid black; padding: 2px;">0.0</span>	<span style="border: 1px solid black; padding: 2px;">0.0</span>
Asian and White:	<span style="border: 1px solid black; padding: 2px;">0.0</span>	<span style="border: 1px solid black; padding: 2px;">0.0</span>	<span style="border: 1px solid black; padding: 2px;">0.0</span>	<span style="border: 1px solid black; padding: 2px;">0.0</span>
Black/African American and White:	<span style="border: 1px solid black; padding: 2px;">0.0</span>	<span style="border: 1px solid black; padding: 2px;">0.0</span>	<span style="border: 1px solid black; padding: 2px;">0.0</span>	<span style="border: 1px solid black; padding: 2px;">0.0</span>
American Indian/Alaska Native and Black:	<span style="border: 1px solid black; padding: 2px;">0.0</span>	<span style="border: 1px solid black; padding: 2px;">0.0</span>	<span style="border: 1px solid black; padding: 2px;">0.0</span>	<span style="border: 1px solid black; padding: 2px;">0.0</span>
Other Multi Racial:	<span style="border: 1px solid black; padding: 2px;">0.1</span>	<span style="border: 1px solid black; padding: 2px;">0.0</span>	<span style="border: 1px solid black; padding: 2px;">0.8</span>	<span style="border: 1px solid black; padding: 2px;">0.0</span>
Asian/Pacific Islander:	<span style="border: 1px solid black; padding: 2px;">1.1</span>	<span style="border: 1px solid black; padding: 2px;">0.0</span>	<span style="border: 1px solid black; padding: 2px;">0.4</span>	<span style="border: 1px solid black; padding: 2px;">0.0</span>

### ETHNICITY:

Hispanic	<span style="border: 1px solid black; padding: 2px;">60.5</span>	<span style="border: 1px solid black; padding: 2px;">73.1</span>	<span style="border: 1px solid black; padding: 2px;">32.9</span>	<span style="border: 1px solid black; padding: 2px;">0.0</span>
----------	--	--	--	---

### HOUSEHOLD SIZE:

1 Person:	<span style="border: 1px solid black; padding: 2px;">48.3</span>	<span style="border: 1px solid black; padding: 2px;">23.5</span>	<span style="border: 1px solid black; padding: 2px;">37.0</span>	<span style="border: 1px solid black; padding: 2px;">0.0</span>
2 Persons:	<span style="border: 1px solid black; padding: 2px;">27.5</span>	<span style="border: 1px solid black; padding: 2px;">25.2</span>	<span style="border: 1px solid black; padding: 2px;">28.5</span>	<span style="border: 1px solid black; padding: 2px;">0.0</span>
3 Persons:	<span style="border: 1px solid black; padding: 2px;">13.7</span>	<span style="border: 1px solid black; padding: 2px;">23.5</span>	<span style="border: 1px solid black; padding: 2px;">13.8</span>	<span style="border: 1px solid black; padding: 2px;">0.0</span>
4 Persons:	<span style="border: 1px solid black; padding: 2px;">7.5</span>	<span style="border: 1px solid black; padding: 2px;">16.0</span>	<span style="border: 1px solid black; padding: 2px;">10.6</span>	<span style="border: 1px solid black; padding: 2px;">0.0</span>
5 Persons:	<span style="border: 1px solid black; padding: 2px;">2.6</span>	<span style="border: 1px solid black; padding: 2px;">10.1</span>	<span style="border: 1px solid black; padding: 2px;">7.7</span>	<span style="border: 1px solid black; padding: 2px;">0.0</span>
6 Persons:	<span style="border: 1px solid black; padding: 2px;">0.5</span>	<span style="border: 1px solid black; padding: 2px;">1.7</span>	<span style="border: 1px solid black; padding: 2px;">2.0</span>	<span style="border: 1px solid black; padding: 2px;">0.0</span>
7 Persons:	<span style="border: 1px solid black; padding: 2px;">0.0</span>	<span style="border: 1px solid black; padding: 2px;">0.0</span>	<span style="border: 1px solid black; padding: 2px;">0.4</span>	<span style="border: 1px solid black; padding: 2px;">0.0</span>
8 or more Persons:	<span style="border: 1px solid black; padding: 2px;">0.0</span>	<span style="border: 1px solid black; padding: 2px;">0.0</span>	<span style="border: 1px solid black; padding: 2px;">0.0</span>	<span style="border: 1px solid black; padding: 2px;">0.0</span>

### HOUSEHOLD TYPE:

Single/Non-Elderly:	<span style="border: 1px solid black; padding: 2px;">23.1</span>	<span style="border: 1px solid black; padding: 2px;">26.9</span>	<span style="border: 1px solid black; padding: 2px;">12.6</span>	<span style="border: 1px solid black; padding: 2px;">0.0</span>
Elderly:	<span style="border: 1px solid black; padding: 2px;">40.1</span>	<span style="border: 1px solid black; padding: 2px;">2.5</span>	<span style="border: 1px solid black; padding: 2px;">43.9</span>	<span style="border: 1px solid black; padding: 2px;">0.0</span>
Related/Single Parent:	<span style="border: 1px solid black; padding: 2px;">22.9</span>	<span style="border: 1px solid black; padding: 2px;">25.2</span>	<span style="border: 1px solid black; padding: 2px;">15.0</span>	<span style="border: 1px solid black; padding: 2px;">0.0</span>
Related/Two Parent:	<span style="border: 1px solid black; padding: 2px;">11.4</span>	<span style="border: 1px solid black; padding: 2px;">32.8</span>	<span style="border: 1px solid black; padding: 2px;">20.3</span>	<span style="border: 1px solid black; padding: 2px;">0.0</span>
Other:	<span style="border: 1px solid black; padding: 2px;">2.5</span>	<span style="border: 1px solid black; padding: 2px;">12.6</span>	<span style="border: 1px solid black; padding: 2px;">6.1</span>	<span style="border: 1px solid black; padding: 2px;">0.0</span>

### SUPPLEMENTAL RENTAL ASSISTANCE:

Section 8:	<span style="border: 1px solid black; padding: 2px;">23.6</span>	<span style="border: 1px solid black; padding: 2px;">0.8</span> <sup>#</sup>
HOME TBRA:	<span style="border: 1px solid black; padding: 2px;">0.5</span>	
Other:	<span style="border: 1px solid black; padding: 2px;">7.1</span>	
No Assistance:	<span style="border: 1px solid black; padding: 2px;">68.8</span>	

**# of Section 504 Compliant Units:** 178

\* The State average includes all local and the State PJs within that state

\*\* The National average includes all local and State PJs, and Insular Areas

# Section 8 vouchers can be used for First-Time Homebuyer Downpayment Assistance.



— HOME PROGRAM —  
**SNAPSHOT WORKSHEET - RED FLAG INDICATORS**  
 Local Participating Jurisdictions with Rental Production Activities

Participating Jurisdiction (PJ): Hudson County Consortium

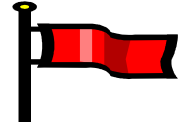
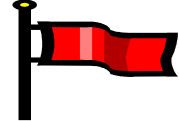
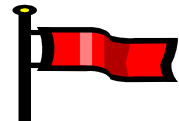
State: NJ

Group Rank: 18  
 (Percentile)

State Rank: 19 / 27 PJs

Overall Rank: 24  
 (Percentile)

Summary: 3 / Of the 5 Indicators are Red Flags

FACTOR	DESCRIPTION	THRESHOLD*	PJ RESULTS	RED FLAG
4	% OF COMPLETED RENTAL DISBURSEMENTS TO ALL RENTAL COMMITMENTS	< 96.71%	94.45	
5	% OF COMPLETED CHDO DISBURSEMENTS TO ALL CHDO RESERVATIONS	< 86.60%	84.79	
6	% OF RENTERS BELOW 50% OF AREA MEDIAN INCOME	< 70%**	79.46	
8	% OF OCCUPIED RENTAL UNITS TO ALL RENTAL UNITS	< 96.96%	99.66	
"ALLOCATION-YEARS" NOT DISBURSED***		> 2.730	4.17	

\* This Threshold indicates approximately the lowest 20% of the PJs

\*\* This percentage may indicate a problem with meeting the 90% of rental units and TBRA provided to households at 60% AMI requirement

\*\*\* Total of undisbursed HOME and ADDI funds through FY 2013 HOME and ADDI allocation amount. This is not a SNAPSHOT indicator, but a good indicator of program progress.

