

**SNAPSHOT of HOME Program Performance--As of 12/31/18**  
**Local Participating Jurisdictions with Rental Production Activities**



Participating Jurisdiction (PJ):

State:

PJ's Total HOME Allocation Received:

PJ's Size Grouping\*:

PJ Since (FY):

Category	PJ	State Average	State Rank	Nat'l Average	Nat'l Ranking (Percentile):*		
					Group	A	Overall
<b><u>Program Progress:</u></b>			PJs in State: <div>39</div>				
% of Funds Committed	<div>92.12</div> %	<div>91.99</div> %	<div>19</div>	<div>93.33</div> %	<div>11</div>	<div>40</div>	
% of Funds Disbursed	<div>88.57</div> %	<div>89.16</div> %	<div>26</div>	<div>91.21</div> %	<div>7</div>	<div>31</div>	
Leveraging Ratio for Rental Activities	<div>3.71</div>	<div>4.96</div>	<div>15</div>	<div>5.83</div>	<div>30</div>	<div>36</div>	
% of Completed Rental Disbursements to All Rental Commitments***	<div>91.87</div> %	<div>93.11</div> %	<div>32</div>	<div>97.18</div> %	<div>11</div>	<div>12</div>	
% of Completed CHDO Disbursements to All CHDO Reservations***	<div>98.82</div> %	<div>88.14</div> %	<div>6</div>	<div>92.23</div> %	<div>100</div>	<div>87</div>	
<b><u>Low-Income Benefit:</u></b>							
% of 0-50% AMI Renters to All Renters	<div>59.70</div> %	<div>72.92</div> %	<div>38</div>	<div>82.65</div> %	<div>0</div>	<div>5</div>	
% of 0-30% AMI Renters to All Renters***	<div>23.76</div> %	<div>37.57</div> %	<div>32</div>	<div>46.76</div> %	<div>0</div>	<div>15</div>	
<b><u>Lease-Up:</u></b>							
% of Occupied Rental Units to All Completed Rental Units***	<div>99.70</div> %	<div>98.95</div> %	<div>29</div>	<div>98.01</div> %	<div>52</div>	<div>39</div>	
<b><u>Overall Ranking:</u></b>			In State: <div>24</div> / <div>39</div>		Nationally: <div>11</div>		
<b><u>HOME Cost Per Unit and Number of Completed Units:</u></b>							
Rental Unit	<div>\$32,066</div>	<div>\$26,705</div>		<div>\$36,077</div>	<div>4,390</div> Units	<div>30.50</div> %	
Homebuyer Unit	<div>\$9,660</div>	<div>\$12,162</div>		<div>\$17,772</div>	<div>9,540</div> Units	<div>66.20</div> %	
Homeowner-Rehab Unit	<div>\$37,025</div>	<div>\$36,149</div>		<div>\$21,883</div>	<div>286</div> Units	<div>2.00</div> %	
TBRA Unit	<div>\$0</div>	<div>\$3,741</div>		<div>\$3,586</div>	<div>201</div> Units	<div>1.40</div> %	

\* - A = PJ's Annual Allocation is greater than or equal to \$3.5 million (27 PJs)

B = PJ's Annual Allocation is less than \$3.5 million and greater than or equal to \$1 million (169 PJs)

C = PJ's Annual Allocation is less than \$1 million (384 PJs)

\*\* - E.g., a percentile rank of 70 means that the performance exceeds that of 70% of PJs.

\*\*\*- This category is double-weighted in compiling both the State Overall Ranking and the National Overall Ranking of each PJ.

Source: Data entered by HOME Participating Jurisdictions into HUD's Integrated Disbursement and Information System (IDIS)

## Program and Beneficiary Characteristics for Completed Units

Participating Jurisdiction (PJ): Houston TX

**Total Development Costs:**  
(average reported cost per unit in  
HOME-assisted projects)

	Rental	Homebuyer	Homeowner
<b>PJ:</b>	\$71,885	\$54,984	\$43,973
<b>State:*</b>	\$91,497	\$69,782	\$41,522
<b>National:**</b>	\$132,994	\$87,513	\$26,112

**CHDO Operating Expenses:**  
(% of allocation)

<b>PJ:</b>	<span style="border: 1px solid black; padding: 2px;">0.9</span> %
<b>National Avg:</b>	<span style="border: 1px solid black; padding: 2px;">1.1</span> %

	Rental %	Homebuyer %	Homeowner %	TBRA %		Rental %	Homebuyer %	Homeowner %	TBRA %
<b>RACE:</b>					<b>HOUSEHOLD TYPE:</b>				
White:	<span style="border: 1px solid black; padding: 2px;">13.9</span>	<span style="border: 1px solid black; padding: 2px;">5.6</span>	<span style="border: 1px solid black; padding: 2px;">8.4</span>	<span style="border: 1px solid black; padding: 2px;">14.9</span>	Single/Non-Elderly:	<span style="border: 1px solid black; padding: 2px;">36.5</span>	<span style="border: 1px solid black; padding: 2px;">13.7</span>	<span style="border: 1px solid black; padding: 2px;">13.6</span>	<span style="border: 1px solid black; padding: 2px;">85.1</span>
Black/African American:	<span style="border: 1px solid black; padding: 2px;">52.8</span>	<span style="border: 1px solid black; padding: 2px;">30.4</span>	<span style="border: 1px solid black; padding: 2px;">68.2</span>	<span style="border: 1px solid black; padding: 2px;">74.6</span>	Elderly:	<span style="border: 1px solid black; padding: 2px;">19.8</span>	<span style="border: 1px solid black; padding: 2px;">0.8</span>	<span style="border: 1px solid black; padding: 2px;">70.6</span>	<span style="border: 1px solid black; padding: 2px;">0.5</span>
Asian:	<span style="border: 1px solid black; padding: 2px;">1.4</span>	<span style="border: 1px solid black; padding: 2px;">1.8</span>	<span style="border: 1px solid black; padding: 2px;">0.0</span>	<span style="border: 1px solid black; padding: 2px;">1.0</span>	Related/Single Parent:	<span style="border: 1px solid black; padding: 2px;">25.4</span>	<span style="border: 1px solid black; padding: 2px;">34.2</span>	<span style="border: 1px solid black; padding: 2px;">4.5</span>	<span style="border: 1px solid black; padding: 2px;">5.5</span>
American Indian/Alaska Native:	<span style="border: 1px solid black; padding: 2px;">0.1</span>	<span style="border: 1px solid black; padding: 2px;">0.7</span>	<span style="border: 1px solid black; padding: 2px;">0.0</span>	<span style="border: 1px solid black; padding: 2px;">0.5</span>	Related/Two Parent:	<span style="border: 1px solid black; padding: 2px;">14.6</span>	<span style="border: 1px solid black; padding: 2px;">48.4</span>	<span style="border: 1px solid black; padding: 2px;">11.2</span>	<span style="border: 1px solid black; padding: 2px;">0.0</span>
Native Hawaiian/Pacific Islander:	<span style="border: 1px solid black; padding: 2px;">0.1</span>	<span style="border: 1px solid black; padding: 2px;">0.0</span>	<span style="border: 1px solid black; padding: 2px;">0.0</span>	<span style="border: 1px solid black; padding: 2px;">0.0</span>	Other:	<span style="border: 1px solid black; padding: 2px;">3.7</span>	<span style="border: 1px solid black; padding: 2px;">3.0</span>	<span style="border: 1px solid black; padding: 2px;">0.0</span>	<span style="border: 1px solid black; padding: 2px;">9.0</span>
American Indian/Alaska Native and White:	<span style="border: 1px solid black; padding: 2px;">0.0</span>	<span style="border: 1px solid black; padding: 2px;">0.0</span>	<span style="border: 1px solid black; padding: 2px;">0.0</span>	<span style="border: 1px solid black; padding: 2px;">0.0</span>					
Asian and White:	<span style="border: 1px solid black; padding: 2px;">0.1</span>	<span style="border: 1px solid black; padding: 2px;">0.0</span>	<span style="border: 1px solid black; padding: 2px;">0.0</span>	<span style="border: 1px solid black; padding: 2px;">0.0</span>					
Black/African American and White:	<span style="border: 1px solid black; padding: 2px;">0.2</span>	<span style="border: 1px solid black; padding: 2px;">0.1</span>	<span style="border: 1px solid black; padding: 2px;">0.0</span>	<span style="border: 1px solid black; padding: 2px;">0.5</span>					
American Indian/Alaska Native and Black:	<span style="border: 1px solid black; padding: 2px;">0.0</span>	<span style="border: 1px solid black; padding: 2px;">0.0</span>	<span style="border: 1px solid black; padding: 2px;">0.0</span>	<span style="border: 1px solid black; padding: 2px;">0.0</span>					
Other Multi Racial:	<span style="border: 1px solid black; padding: 2px;">0.5</span>	<span style="border: 1px solid black; padding: 2px;">0.8</span>	<span style="border: 1px solid black; padding: 2px;">0.3</span>	<span style="border: 1px solid black; padding: 2px;">0.0</span>					
Asian/Pacific Islander:	<span style="border: 1px solid black; padding: 2px;">0.0</span>	<span style="border: 1px solid black; padding: 2px;">2.6</span>	<span style="border: 1px solid black; padding: 2px;">0.0</span>	<span style="border: 1px solid black; padding: 2px;">0.0</span>					
<b>ETHNICITY:</b>									
Hispanic	<span style="border: 1px solid black; padding: 2px;">30.8</span>	<span style="border: 1px solid black; padding: 2px;">57.7</span>	<span style="border: 1px solid black; padding: 2px;">23.1</span>	<span style="border: 1px solid black; padding: 2px;">8.5</span>					
<b>HOUSEHOLD SIZE:</b>					<b>SUPPLEMENTAL RENTAL ASSISTANCE:</b>				
1 Person:	<span style="border: 1px solid black; padding: 2px;">49.1</span>	<span style="border: 1px solid black; padding: 2px;">14.1</span>	<span style="border: 1px solid black; padding: 2px;">52.1</span>	<span style="border: 1px solid black; padding: 2px;">87.6</span>	Section 8:	<span style="border: 1px solid black; padding: 2px;">21.5</span>	<span style="border: 1px solid black; padding: 2px;">0.1</span> #		
2 Persons:	<span style="border: 1px solid black; padding: 2px;">18.9</span>	<span style="border: 1px solid black; padding: 2px;">16.7</span>	<span style="border: 1px solid black; padding: 2px;">23.8</span>	<span style="border: 1px solid black; padding: 2px;">8.0</span>	HOME TBRA:	<span style="border: 1px solid black; padding: 2px;">1.9</span>			
3 Persons:	<span style="border: 1px solid black; padding: 2px;">15.2</span>	<span style="border: 1px solid black; padding: 2px;">22.5</span>	<span style="border: 1px solid black; padding: 2px;">10.8</span>	<span style="border: 1px solid black; padding: 2px;">2.0</span>	Other:	<span style="border: 1px solid black; padding: 2px;">10.5</span>			
4 Persons:	<span style="border: 1px solid black; padding: 2px;">11.7</span>	<span style="border: 1px solid black; padding: 2px;">24.1</span>	<span style="border: 1px solid black; padding: 2px;">5.6</span>	<span style="border: 1px solid black; padding: 2px;">0.5</span>	No Assistance:	<span style="border: 1px solid black; padding: 2px;">66.1</span>			
5 Persons:	<span style="border: 1px solid black; padding: 2px;">3.4</span>	<span style="border: 1px solid black; padding: 2px;">14.1</span>	<span style="border: 1px solid black; padding: 2px;">4.2</span>	<span style="border: 1px solid black; padding: 2px;">0.5</span>					
6 Persons:	<span style="border: 1px solid black; padding: 2px;">1.2</span>	<span style="border: 1px solid black; padding: 2px;">5.6</span>	<span style="border: 1px solid black; padding: 2px;">2.1</span>	<span style="border: 1px solid black; padding: 2px;">0.0</span>					
7 Persons:	<span style="border: 1px solid black; padding: 2px;">0.2</span>	<span style="border: 1px solid black; padding: 2px;">1.9</span>	<span style="border: 1px solid black; padding: 2px;">0.7</span>	<span style="border: 1px solid black; padding: 2px;">1.0</span>					
8 or more Persons:	<span style="border: 1px solid black; padding: 2px;">0.4</span>	<span style="border: 1px solid black; padding: 2px;">0.8</span>	<span style="border: 1px solid black; padding: 2px;">0.3</span>	<span style="border: 1px solid black; padding: 2px;">0.5</span>	<b># of Section 504 Compliant Units:</b>	<span style="border: 1px solid black; padding: 2px;">398</span>			

\* The State average includes all local and the State PJs within that state

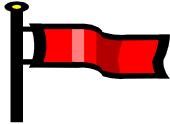
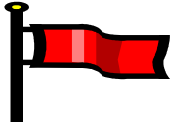
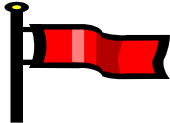
\*\* The National average includes all local and State PJs, and Insular Areas

# Section 8 vouchers can be used for First-Time Homebuyer Downpayment Assistance.



— HOME PROGRAM —  
**SNAPSHOT WORKSHEET - RED FLAG INDICATORS**  
 Local Participating Jurisdictions with Rental Production Activities

Participating Jurisdiction (PJ): Houston State: TX Group Rank: 11  
 (Percentile)  
 State Rank: 24 / 39 PJs Overall Rank: 27  
 (Percentile)  
 Summary: 3 / Of the 5 Indicators are Red Flags

FACTOR	DESCRIPTION	THRESHOLD*	PJ RESULTS	RED FLAG
4	% OF COMPLETED RENTAL DISBURSEMENTS TO ALL RENTAL COMMITMENTS	< 96.55%	91.87	
5	% OF COMPLETED CHDO DISBURSEMENTS TO ALL CHDO RESERVATIONS	< 86.05%	98.82	
6	% OF RENTERS BELOW 50% OF AREA MEDIAN INCOME	< 70%**	59.7	
8	% OF OCCUPIED RENTAL UNITS TO ALL RENTAL UNITS	< 96.82%	99.7	
"ALLOCATION-YEARS" NOT DISBURSED***		> 3.200	4.83	

\* This Threshold indicates approximately the lowest 20% of the PJs

\*\* This percentage may indicate a problem with meeting the 90% of rental units and TBRA provided to households at 60% AMI requirement

\*\*\* Total of undisbursed HOME and ADDI funds through FY 2013 HOME and ADDI allocation amount. This is not a SNAPSHOT indicator, but a good indicator of program progress.

