

**SNAPSHOT of HOME Program Performance--As of 12/31/18**  
**Local Participating Jurisdictions with Rental Production Activities**



Participating Jurisdiction (PJ):

State:

PJ's Total HOME Allocation Received:

PJ's Size Grouping\*:

PJ Since (FY):

Category	PJ	State Average	State Rank	Nat'l Average	Nat'l Ranking (Percentile):*		
					Group	C	Overall
<b><u>Program Progress:</u></b>				PJs in State: <div>94</div>			
% of Funds Committed	<div>88.95</div> %	<div>92.72</div> %	<div>61</div>	<div>93.33</div> %	<div>23</div>	<div>19</div>	
% of Funds Disbursed	<div>86.63</div> %	<div>90.79</div> %	<div>66</div>	<div>91.21</div> %	<div>23</div>	<div>21</div>	
Leveraging Ratio for Rental Activities	<div>3.89</div>	<div>6.3</div>	<div>58</div>	<div>5.83</div>	<div>43</div>	<div>37</div>	
% of Completed Rental Disbursements to All Rental Commitments***	<div>100.00</div> %	<div>95.54</div> %	<div>1</div>	<div>97.18</div> %	<div>100</div>	<div>100</div>	
% of Completed CHDO Disbursements to All CHDO Reservations***	<div>84.13</div> %	<div>92.60</div> %	<div>73</div>	<div>92.23</div> %	<div>17</div>	<div>16</div>	
<b><u>Low-Income Benefit:</u></b>							
% of 0-50% AMI Renters to All Renters	<div>77.33</div> %	<div>83.88</div> %	<div>71</div>	<div>82.65</div> %	<div>29</div>	<div>27</div>	
% of 0-30% AMI Renters to All Renters***	<div>31.98</div> %	<div>41.96</div> %	<div>63</div>	<div>46.76</div> %	<div>29</div>	<div>25</div>	
<b><u>Lease-Up:</u></b>							
% of Occupied Rental Units to All Completed Rental Units***	<div>95.93</div> %	<div>98.25</div> %	<div>76</div>	<div>98.01</div> %	<div>18</div>	<div>17</div>	
<b><u>Overall Ranking:</u></b>			In State: <div>64</div> / <div>94</div>		Nationally: <div>37</div> <div>32</div>		
<b><u>HOME Cost Per Unit and Number of Completed Units:</u></b>							
Rental Unit	<div>\$93,974</div>	<div>\$49,661</div>		<div>\$36,077</div>	<div>172</div> Units	<div>61.40</div> %	
Homebuyer Unit	<div>\$19,841</div>	<div>\$25,349</div>		<div>\$17,772</div>	<div>22</div> Units	<div>7.90</div> %	
Homeowner-Rehab Unit	<div>\$4,815</div>	<div>\$27,925</div>		<div>\$21,883</div>	<div>20</div> Units	<div>7.10</div> %	
TBRA Unit	<div>\$10,759</div>	<div>\$3,189</div>		<div>\$3,586</div>	<div>66</div> Units	<div>23.60</div> %	

\* - A = PJ's Annual Allocation is greater than or equal to \$3.5 million (27 PJs)

B = PJ's Annual Allocation is less than \$3.5 million and greater than or equal to \$1 million (169 PJs)

C = PJ's Annual Allocation is less than \$1 million (384 PJs)

\*\* - E.g., a percentile rank of 70 means that the performance exceeds that of 70% of PJs.

\*\*\*- This category is double-weighted in compiling both the State Overall Ranking and the National Overall Ranking of each PJ.

Source: Data entered by HOME Participating Jurisdictions into HUD's Integrated Disbursement and Information System (IDIS)

## Program and Beneficiary Characteristics for Completed Units

Participating Jurisdiction (PJ): Garden Grove CA

**Total Development Costs:**  
(average reported cost per unit in  
HOME-assisted projects)

	Rental	Homebuyer	Homeowner
<b>PJ:</b>	\$213,636	\$179,148	\$4,815
<b>State:*</b>	\$186,651	\$130,042	\$30,279
<b>National:**</b>	\$132,994	\$87,513	\$26,112

**CHDO Operating Expenses:**  
(% of allocation)

<b>PJ:</b>	<span style="border: 1px solid black; padding: 2px;">0.2</span> %
<b>National Avg:</b>	<span style="border: 1px solid black; padding: 2px;">1.1</span> %

	Rental %	Homebuyer %	Homeowner %	TBRA %
<b>RACE:</b>				
White:	<span style="border: 1px solid black; padding: 2px;">6.7</span>	<span style="border: 1px solid black; padding: 2px;">18.2</span>	<span style="border: 1px solid black; padding: 2px;">85.0</span>	<span style="border: 1px solid black; padding: 2px;">25.0</span>
Black/African American:	<span style="border: 1px solid black; padding: 2px;">0.6</span>	<span style="border: 1px solid black; padding: 2px;">4.5</span>	<span style="border: 1px solid black; padding: 2px;">0.0</span>	<span style="border: 1px solid black; padding: 2px;">0.0</span>
Asian:	<span style="border: 1px solid black; padding: 2px;">13.3</span>	<span style="border: 1px solid black; padding: 2px;">36.4</span>	<span style="border: 1px solid black; padding: 2px;">0.0</span>	<span style="border: 1px solid black; padding: 2px;">0.0</span>
American Indian/Alaska Native:	<span style="border: 1px solid black; padding: 2px;">0.0</span>	<span style="border: 1px solid black; padding: 2px;">0.0</span>	<span style="border: 1px solid black; padding: 2px;">0.0</span>	<span style="border: 1px solid black; padding: 2px;">0.0</span>
Native Hawaiian/Pacific Islander:	<span style="border: 1px solid black; padding: 2px;">0.6</span>	<span style="border: 1px solid black; padding: 2px;">0.0</span>	<span style="border: 1px solid black; padding: 2px;">0.0</span>	<span style="border: 1px solid black; padding: 2px;">0.0</span>
American Indian/Alaska Native and White:	<span style="border: 1px solid black; padding: 2px;">0.0</span>	<span style="border: 1px solid black; padding: 2px;">0.0</span>	<span style="border: 1px solid black; padding: 2px;">0.0</span>	<span style="border: 1px solid black; padding: 2px;">0.0</span>
Asian and White:	<span style="border: 1px solid black; padding: 2px;">0.0</span>	<span style="border: 1px solid black; padding: 2px;">0.0</span>	<span style="border: 1px solid black; padding: 2px;">0.0</span>	<span style="border: 1px solid black; padding: 2px;">0.0</span>
Black/African American and White:	<span style="border: 1px solid black; padding: 2px;">0.0</span>	<span style="border: 1px solid black; padding: 2px;">0.0</span>	<span style="border: 1px solid black; padding: 2px;">0.0</span>	<span style="border: 1px solid black; padding: 2px;">0.0</span>
American Indian/Alaska Native and Black:	<span style="border: 1px solid black; padding: 2px;">0.0</span>	<span style="border: 1px solid black; padding: 2px;">0.0</span>	<span style="border: 1px solid black; padding: 2px;">0.0</span>	<span style="border: 1px solid black; padding: 2px;">0.0</span>
Other Multi Racial:	<span style="border: 1px solid black; padding: 2px;">1.2</span>	<span style="border: 1px solid black; padding: 2px;">0.0</span>	<span style="border: 1px solid black; padding: 2px;">0.0</span>	<span style="border: 1px solid black; padding: 2px;">0.0</span>
Asian/Pacific Islander:	<span style="border: 1px solid black; padding: 2px;">0.0</span>	<span style="border: 1px solid black; padding: 2px;">0.0</span>	<span style="border: 1px solid black; padding: 2px;">5.0</span>	<span style="border: 1px solid black; padding: 2px;">0.0</span>

### ETHNICITY:

Hispanic	<span style="border: 1px solid black; padding: 2px;">77.6</span>	<span style="border: 1px solid black; padding: 2px;">40.9</span>	<span style="border: 1px solid black; padding: 2px;">10.0</span>	<span style="border: 1px solid black; padding: 2px;">75.0</span>
----------	--	--	--	--

### HOUSEHOLD SIZE:

1 Person:	<span style="border: 1px solid black; padding: 2px;">7.9</span>	<span style="border: 1px solid black; padding: 2px;">9.1</span>	<span style="border: 1px solid black; padding: 2px;">65.0</span>	<span style="border: 1px solid black; padding: 2px;">0.0</span>
2 Persons:	<span style="border: 1px solid black; padding: 2px;">13.9</span>	<span style="border: 1px solid black; padding: 2px;">4.5</span>	<span style="border: 1px solid black; padding: 2px;">20.0</span>	<span style="border: 1px solid black; padding: 2px;">50.0</span>
3 Persons:	<span style="border: 1px solid black; padding: 2px;">26.7</span>	<span style="border: 1px solid black; padding: 2px;">63.6</span>	<span style="border: 1px solid black; padding: 2px;">10.0</span>	<span style="border: 1px solid black; padding: 2px;">0.0</span>
4 Persons:	<span style="border: 1px solid black; padding: 2px;">23.0</span>	<span style="border: 1px solid black; padding: 2px;">9.1</span>	<span style="border: 1px solid black; padding: 2px;">5.0</span>	<span style="border: 1px solid black; padding: 2px;">25.0</span>
5 Persons:	<span style="border: 1px solid black; padding: 2px;">16.4</span>	<span style="border: 1px solid black; padding: 2px;">9.1</span>	<span style="border: 1px solid black; padding: 2px;">0.0</span>	<span style="border: 1px solid black; padding: 2px;">25.0</span>
6 Persons:	<span style="border: 1px solid black; padding: 2px;">5.5</span>	<span style="border: 1px solid black; padding: 2px;">0.0</span>	<span style="border: 1px solid black; padding: 2px;">0.0</span>	<span style="border: 1px solid black; padding: 2px;">0.0</span>
7 Persons:	<span style="border: 1px solid black; padding: 2px;">4.2</span>	<span style="border: 1px solid black; padding: 2px;">0.0</span>	<span style="border: 1px solid black; padding: 2px;">0.0</span>	<span style="border: 1px solid black; padding: 2px;">0.0</span>
8 or more Persons:	<span style="border: 1px solid black; padding: 2px;">2.4</span>	<span style="border: 1px solid black; padding: 2px;">4.5</span>	<span style="border: 1px solid black; padding: 2px;">0.0</span>	<span style="border: 1px solid black; padding: 2px;">0.0</span>

### HOUSEHOLD TYPE:

Single/Non-Elderly:	<span style="border: 1px solid black; padding: 2px;">12.7</span>	<span style="border: 1px solid black; padding: 2px;">9.1</span>	<span style="border: 1px solid black; padding: 2px;">20.0</span>	<span style="border: 1px solid black; padding: 2px;">0.0</span>
Elderly:	<span style="border: 1px solid black; padding: 2px;">4.8</span>	<span style="border: 1px solid black; padding: 2px;">0.0</span>	<span style="border: 1px solid black; padding: 2px;">65.0</span>	<span style="border: 1px solid black; padding: 2px;">50.0</span>
Related/Single Parent:	<span style="border: 1px solid black; padding: 2px;">8.5</span>	<span style="border: 1px solid black; padding: 2px;">22.7</span>	<span style="border: 1px solid black; padding: 2px;">15.0</span>	<span style="border: 1px solid black; padding: 2px;">0.0</span>
Related/Two Parent:	<span style="border: 1px solid black; padding: 2px;">52.7</span>	<span style="border: 1px solid black; padding: 2px;">63.6</span>	<span style="border: 1px solid black; padding: 2px;">0.0</span>	<span style="border: 1px solid black; padding: 2px;">50.0</span>
Other:	<span style="border: 1px solid black; padding: 2px;">20.6</span>	<span style="border: 1px solid black; padding: 2px;">4.5</span>	<span style="border: 1px solid black; padding: 2px;">0.0</span>	<span style="border: 1px solid black; padding: 2px;">0.0</span>

### SUPPLEMENTAL RENTAL ASSISTANCE:

Section 8:	<span style="border: 1px solid black; padding: 2px;">0.6</span>	<span style="border: 1px solid black; padding: 2px;">4.5</span> #
HOME TBRA:	<span style="border: 1px solid black; padding: 2px;">0.0</span>	
Other:	<span style="border: 1px solid black; padding: 2px;">5.5</span>	
No Assistance:	<span style="border: 1px solid black; padding: 2px;">93.9</span>	

**# of Section 504 Compliant Units:** 0

\* The State average includes all local and the State PJs within that state

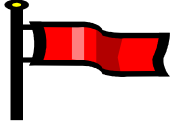
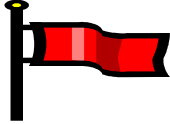
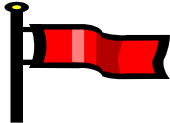
\*\* The National average includes all local and State PJs, and Insular Areas

# Section 8 vouchers can be used for First-Time Homebuyer Downpayment Assistance.



— HOME PROGRAM —  
**SNAPSHOT WORKSHEET - RED FLAG INDICATORS**  
 Local Participating Jurisdictions with Rental Production Activities

Participating Jurisdiction (PJ): Garden Grove State: CA Group Rank: 37  
 (Percentile)  
 State Rank: 64 / 94 PJs Overall Rank: 32  
 (Percentile)  
 Summary: 3 / Of the 5 Indicators are Red Flags

FACTOR	DESCRIPTION	THRESHOLD*	PJ RESULTS	RED FLAG
4	% OF COMPLETED RENTAL DISBURSEMENTS TO ALL RENTAL COMMITMENTS	< 96.55%	100	
5	% OF COMPLETED CHDO DISBURSEMENTS TO ALL CHDO RESERVATIONS	< 86.05%	84.13	
6	% OF RENTERS BELOW 50% OF AREA MEDIAN INCOME	< 70%**	77.33	
8	% OF OCCUPIED RENTAL UNITS TO ALL RENTAL UNITS	< 96.82%	95.93	
"ALLOCATION-YEARS" NOT DISBURSED***		> 3.200	3.37	

\* This Threshold indicates approximately the lowest 20% of the PJs

\*\* This percentage may indicate a problem with meeting the 90% of rental units and TBRA provided to households at 60% AMI requirement

\*\*\* Total of undisbursed HOME and ADDI funds through FY 2013 HOME and ADDI allocation amount. This is not a SNAPSHOT indicator, but a good indicator of program progress.

