

**SNAPSHOT of HOME Program Performance--As of 09/30/2019**  
**Local Participating Jurisdictions with Rental Production Activities**



Participating Jurisdiction (PJ):

State:

PJ's Total HOME Allocation Received:

PJ's Size Grouping\*:

PJ Since (FY):

Category	PJ	State Average	State Rank	Nat'l Average	Nat'l Ranking (Percentile):*		
					Group	C	Overall
<b>Program Progress:</b>				PJs in State: <div>39</div>			
% of Funds Committed	<div>92.03</div> %	<div>93.68</div> %	<div>26</div>	<div>94.31</div> %	<div>31</div>	<div>30</div>	
% of Funds Disbursed	<div>91.79</div> %	<div>91.91</div> %	<div>23</div>	<div>92.60</div> %	<div>41</div>	<div>40</div>	
Leveraging Ratio for Rental Activities	<div>0</div>	<div>4.93</div>	<div>0</div>	<div>5.93</div>	<div>0</div>	<div>0</div>	
% of Completed Rental Disbursements to All Rental Commitments***	<div>100.00</div> %	<div>96.29</div> %	<div>1</div>	<div>97.51</div> %	<div>100</div>	<div>100</div>	
% of Completed CHDO Disbursements to All CHDO Reservations***	<div>74.18</div> %	<div>92.01</div> %	<div>36</div>	<div>92.69</div> %	<div>7</div>	<div>6</div>	
<b>Low-Income Benefit:</b>							
% of 0-50% AMI Renters to All Renters	<div>79.17</div> %	<div>72.88</div> %	<div>26</div>	<div>82.65</div> %	<div>33</div>	<div>32</div>	
% of 0-30% AMI Renters to All Renters***	<div>41.67</div> %	<div>38.29</div> %	<div>26</div>	<div>46.79</div> %	<div>44</div>	<div>42</div>	
<b>Lease-Up:</b>							
% of Occupied Rental Units to All Completed Rental Units***	<div>95.83</div> %	<div>98.51</div> %	<div>35</div>	<div>98.07</div> %	<div>15</div>	<div>15</div>	
<b>Overall Ranking:</b>			In State: <div>27</div> / <div>39</div>		Nationally: <div>26</div> <div>23</div>		
<b>HOME Cost Per Unit and Number of Completed Units:</b>							
Rental Unit	<div>\$55,474</div>	<div>\$27,431</div>		<div>\$36,425</div>	<div>24</div> Units	<div>4.10</div> %	
Homebuyer Unit	<div>\$12,633</div>	<div>\$12,273</div>		<div>\$17,930</div>	<div>255</div> Units	<div>43.70</div> %	
Homeowner-Rehab Unit	<div>\$29,118</div>	<div>\$36,612</div>		<div>\$21,966</div>	<div>288</div> Units	<div>49.30</div> %	
TBRA Unit	<div>\$3,647</div>	<div>\$4,028</div>		<div>\$3,676</div>	<div>17</div> Units	<div>2.90</div> %	

\* - A = PJ's Annual Allocation is greater than or equal to \$3.5 million (32 PJs)

B = PJ's Annual Allocation is less than \$3.5 million and greater than or equal to \$1 million (173 PJs)

C = PJ's Annual Allocation is less than \$1 million (375 PJs)

\*\* - E.g., a percentile rank of 70 means that the performance exceeds that of 70% of PJs.

\*\*\*- This category is double-weighted in compiling both the State Overall Ranking and the National Overall Ranking of each PJ.

Source: Data entered by HOME Participating Jurisdictions into HUD's Integrated Disbursement and Information System (IDIS)

## Program and Beneficiary Characteristics for Completed Units

Participating Jurisdiction (PJ): Galveston TX

**Total Development Costs:**  
(average reported cost per unit in  
HOME-assisted projects)

	Rental	Homebuyer	Homeowner
PJ:	\$55,474	\$46,806	\$71,107
State:*	\$92,751	\$70,231	\$41,929
National:**	\$135,225	\$88,236	\$26,222

**CHDO Operating Expenses:**  
(% of allocation)

PJ:	<span style="border: 1px solid black; padding: 2px;">0.0</span> %
National Avg:	<span style="border: 1px solid black; padding: 2px;">1.1</span> %

	Rental %	Homebuyer %	Homeowner %	TBRA %
<b>RACE:</b>				
White:	<span style="border: 1px solid black; padding: 2px;">34.8</span>	<span style="border: 1px solid black; padding: 2px;">30.6</span>	<span style="border: 1px solid black; padding: 2px;">22.6</span>	<span style="border: 1px solid black; padding: 2px;">0.0</span>
Black/African American:	<span style="border: 1px solid black; padding: 2px;">52.2</span>	<span style="border: 1px solid black; padding: 2px;">22.4</span>	<span style="border: 1px solid black; padding: 2px;">47.2</span>	<span style="border: 1px solid black; padding: 2px;">0.0</span>
Asian:	<span style="border: 1px solid black; padding: 2px;">0.0</span>	<span style="border: 1px solid black; padding: 2px;">0.0</span>	<span style="border: 1px solid black; padding: 2px;">0.3</span>	<span style="border: 1px solid black; padding: 2px;">0.0</span>
American Indian/Alaska Native:	<span style="border: 1px solid black; padding: 2px;">4.3</span>	<span style="border: 1px solid black; padding: 2px;">0.8</span>	<span style="border: 1px solid black; padding: 2px;">0.3</span>	<span style="border: 1px solid black; padding: 2px;">0.0</span>
Native Hawaiian/Pacific Islander:	<span style="border: 1px solid black; padding: 2px;">0.0</span>	<span style="border: 1px solid black; padding: 2px;">0.0</span>	<span style="border: 1px solid black; padding: 2px;">0.3</span>	<span style="border: 1px solid black; padding: 2px;">0.0</span>
American Indian/Alaska Native and White:	<span style="border: 1px solid black; padding: 2px;">0.0</span>	<span style="border: 1px solid black; padding: 2px;">0.0</span>	<span style="border: 1px solid black; padding: 2px;">0.3</span>	<span style="border: 1px solid black; padding: 2px;">0.0</span>
Asian and White:	<span style="border: 1px solid black; padding: 2px;">0.0</span>	<span style="border: 1px solid black; padding: 2px;">0.0</span>	<span style="border: 1px solid black; padding: 2px;">0.0</span>	<span style="border: 1px solid black; padding: 2px;">0.0</span>
Black/African American and White:	<span style="border: 1px solid black; padding: 2px;">0.0</span>	<span style="border: 1px solid black; padding: 2px;">0.0</span>	<span style="border: 1px solid black; padding: 2px;">0.0</span>	<span style="border: 1px solid black; padding: 2px;">0.0</span>
American Indian/Alaska Native and Black:	<span style="border: 1px solid black; padding: 2px;">0.0</span>	<span style="border: 1px solid black; padding: 2px;">0.0</span>	<span style="border: 1px solid black; padding: 2px;">0.3</span>	<span style="border: 1px solid black; padding: 2px;">0.0</span>
Other Multi Racial:	<span style="border: 1px solid black; padding: 2px;">0.0</span>	<span style="border: 1px solid black; padding: 2px;">0.0</span>	<span style="border: 1px solid black; padding: 2px;">1.0</span>	<span style="border: 1px solid black; padding: 2px;">0.0</span>
Asian/Pacific Islander:	<span style="border: 1px solid black; padding: 2px;">0.0</span>	<span style="border: 1px solid black; padding: 2px;">0.0</span>	<span style="border: 1px solid black; padding: 2px;">0.0</span>	<span style="border: 1px solid black; padding: 2px;">0.0</span>

<b>ETHNICITY:</b>				
Hispanic	<span style="border: 1px solid black; padding: 2px;">8.7</span>	<span style="border: 1px solid black; padding: 2px;">45.5</span>	<span style="border: 1px solid black; padding: 2px;">27.1</span>	<span style="border: 1px solid black; padding: 2px;">0.0</span>

<b>HOUSEHOLD SIZE:</b>				
1 Person:	<span style="border: 1px solid black; padding: 2px;">13.0</span>	<span style="border: 1px solid black; padding: 2px;">25.5</span>	<span style="border: 1px solid black; padding: 2px;">57.3</span>	<span style="border: 1px solid black; padding: 2px;">0.0</span>
2 Persons:	<span style="border: 1px solid black; padding: 2px;">43.5</span>	<span style="border: 1px solid black; padding: 2px;">24.7</span>	<span style="border: 1px solid black; padding: 2px;">22.9</span>	<span style="border: 1px solid black; padding: 2px;">0.0</span>
3 Persons:	<span style="border: 1px solid black; padding: 2px;">21.7</span>	<span style="border: 1px solid black; padding: 2px;">19.6</span>	<span style="border: 1px solid black; padding: 2px;">8.7</span>	<span style="border: 1px solid black; padding: 2px;">0.0</span>
4 Persons:	<span style="border: 1px solid black; padding: 2px;">17.4</span>	<span style="border: 1px solid black; padding: 2px;">15.3</span>	<span style="border: 1px solid black; padding: 2px;">3.8</span>	<span style="border: 1px solid black; padding: 2px;">0.0</span>
5 Persons:	<span style="border: 1px solid black; padding: 2px;">0.0</span>	<span style="border: 1px solid black; padding: 2px;">10.6</span>	<span style="border: 1px solid black; padding: 2px;">3.8</span>	<span style="border: 1px solid black; padding: 2px;">0.0</span>
6 Persons:	<span style="border: 1px solid black; padding: 2px;">4.3</span>	<span style="border: 1px solid black; padding: 2px;">3.1</span>	<span style="border: 1px solid black; padding: 2px;">2.1</span>	<span style="border: 1px solid black; padding: 2px;">0.0</span>
7 Persons:	<span style="border: 1px solid black; padding: 2px;">0.0</span>	<span style="border: 1px solid black; padding: 2px;">0.0</span>	<span style="border: 1px solid black; padding: 2px;">1.0</span>	<span style="border: 1px solid black; padding: 2px;">0.0</span>
8 or more Persons:	<span style="border: 1px solid black; padding: 2px;">0.0</span>	<span style="border: 1px solid black; padding: 2px;">0.4</span>	<span style="border: 1px solid black; padding: 2px;">0.0</span>	<span style="border: 1px solid black; padding: 2px;">0.0</span>

<b>HOUSEHOLD TYPE:</b>				
Single/Non-Elderly:	<span style="border: 1px solid black; padding: 2px;">34.8</span>	<span style="border: 1px solid black; padding: 2px;">31.8</span>	<span style="border: 1px solid black; padding: 2px;">16.3</span>	<span style="border: 1px solid black; padding: 2px;">0.0</span>
Elderly:	<span style="border: 1px solid black; padding: 2px;">4.3</span>	<span style="border: 1px solid black; padding: 2px;">3.9</span>	<span style="border: 1px solid black; padding: 2px;">60.1</span>	<span style="border: 1px solid black; padding: 2px;">0.0</span>
Related/Single Parent:	<span style="border: 1px solid black; padding: 2px;">60.9</span>	<span style="border: 1px solid black; padding: 2px;">27.1</span>	<span style="border: 1px solid black; padding: 2px;">8.0</span>	<span style="border: 1px solid black; padding: 2px;">0.0</span>
Related/Two Parent:	<span style="border: 1px solid black; padding: 2px;">0.0</span>	<span style="border: 1px solid black; padding: 2px;">30.2</span>	<span style="border: 1px solid black; padding: 2px;">10.1</span>	<span style="border: 1px solid black; padding: 2px;">0.0</span>
Other:	<span style="border: 1px solid black; padding: 2px;">0.0</span>	<span style="border: 1px solid black; padding: 2px;">6.3</span>	<span style="border: 1px solid black; padding: 2px;">1.7</span>	<span style="border: 1px solid black; padding: 2px;">0.0</span>

<b>SUPPLEMENTAL RENTAL ASSISTANCE:</b>		
Section 8:	<span style="border: 1px solid black; padding: 2px;">21.7</span>	<span style="border: 1px solid black; padding: 2px;">1.6</span> #
HOME TBRA:	<span style="border: 1px solid black; padding: 2px;">0.0</span>	
Other:	<span style="border: 1px solid black; padding: 2px;">13.0</span>	
No Assistance:	<span style="border: 1px solid black; padding: 2px;">65.2</span>	

**# of Section 504 Compliant Units:** 10

\* The State average includes all local and the State PJs within that state

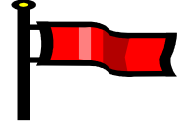
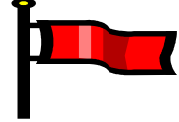
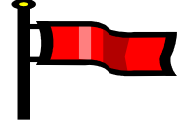
\*\* The National average includes all local and State PJs, and Insular Areas

# Section 8 vouchers can be used for First-Time Homebuyer Downpayment Assistance.



— HOME PROGRAM —  
**SNAPSHOT WORKSHEET - RED FLAG INDICATORS**  
 Local Participating Jurisdictions with Rental Production Activities

Participating Jurisdiction (PJ): Galveston State: TX Group Rank: 26  
 (Percentile)  
 State Rank: 27 / 39 PJs Overall Rank: 23  
 (Percentile)  
 Summary: 3 / Of the 5 Indicators are Red Flags

FACTOR	DESCRIPTION	THRESHOLD*	PJ RESULTS	RED FLAG
4	% OF COMPLETED RENTAL DISBURSEMENTS TO ALL RENTAL COMMITMENTS	< 96.71%	100	
5	% OF COMPLETED CHDO DISBURSEMENTS TO ALL CHDO RESERVATIONS	< 86.60%	74.18	
6	% OF RENTERS BELOW 50% OF AREA MEDIAN INCOME	< 70%**	79.17	
8	% OF OCCUPIED RENTAL UNITS TO ALL RENTAL UNITS	< 96.96%	95.83	
"ALLOCATION-YEARS" NOT DISBURSED***		> 2.730	4.77	

\* This Threshold indicates approximately the lowest 20% of the PJs

\*\* This percentage may indicate a problem with meeting the 90% of rental units and TBRA provided to households at 60% AMI requirement

\*\*\* Total of undisbursed HOME and ADDI funds through FY 2013 HOME and ADDI allocation amount. This is not a SNAPSHOT indicator, but a good indicator of program progress.

Source: Data entered by HOME Participating Jurisdictions into HUD's Integrated Disbursement and Information System (IDIS)

HOME Program Performance SNAPSHOT

Page 3

