

**SNAPSHOT of HOME Program Performance--As of 06/30/2019**  
**Local Participating Jurisdictions with Rental Production Activities**



Participating Jurisdiction (PJ): **Contra Costa County Consortium**

State: **CA**

PJ's Total HOME Allocation Received: **\$69,565,132**

PJ's Size Grouping\*: **B**

PJ Since (FY): **1992**

Category	PJ	State Average	State Rank	Nat'l Average	Nat'l Ranking (Percentile):*		
					Group	B	Overall
<b>Program Progress:</b>				PJs in State:	94		
% of Funds Committed	95.42 %	93.52 %	20	93.76 %	73	70	
% of Funds Disbursed	92.89 %	92.23 %	30	91.96 %	64	60	
Leveraging Ratio for Rental Activities	13.49	6.37	1	5.92	100	100	
% of Completed Rental Disbursements to All Rental Commitments***	95.44 %	95.97 %	66	97.48 %	21	16	
% of Completed CHDO Disbursements to All CHDO Reservations***	79.62 %	92.80 %	80	92.73 %	10	10	
<b>Low-Income Benefit:</b>							
% of 0-50% AMI Renters to All Renters	97.65 %	83.88 %	8	82.66 %	96	92	
% of 0-30% AMI Renters to All Renters***	52.52 %	41.99 %	29	46.75 %	67	64	
<b>Lease-Up:</b>							
% of Occupied Rental Units to All Completed Rental Units***	100.00 %	98.24 %	1	98.06 %	100	100	
<b>Overall Ranking:</b>			In State:	28 / 94	Nationally:	60	64
<b>HOME Cost Per Unit and Number of Completed Units:</b>							
Rental Unit	\$43,761	\$50,037		\$36,351	1,190 Units	88.50	%
Homebuyer Unit	\$36,509	\$25,580		\$17,857	114 Units	8.50	%
Homeowner-Rehab Unit	\$25,091	\$27,945		\$21,935	41 Units	3.00	%
TBRA Unit	\$0	\$3,261		\$3,647	0 Units	0.00	%

\* - A = PJ's Annual Allocation is greater than or equal to \$3.5 million (32 PJs)

B = PJ's Annual Allocation is less than \$3.5 million and greater than or equal to \$1 million (173 PJs)

C = PJ's Annual Allocation is less than \$1 million (375 PJs)

\*\* - E.g., a percentile rank of 70 means that the performance exceeds that of 70% of PJs.

\*\*\*- This category is double-weighted in compiling both the State Overall Ranking and the National Overall Ranking of each PJ.

Source: Data entered by HOME Participating Jurisdictions into HUD's Integrated Disbursement and Information System (IDIS)

## Program and Beneficiary Characteristics for Completed Units

**Participating Jurisdiction (PJ):** Contra Costa County Consortium CA

**Total Development Costs:**  
(average reported cost per unit in  
HOME-assisted projects)

	Rental	Homebuyer	Homeowner
<b>PJ:</b>	\$290,015	\$141,306	\$29,364
<b>State:*</b>	\$189,306	\$131,001	\$30,320
<b>National:**</b>	\$134,750	\$87,964	\$26,180

**CHDO Operating Expenses:**  
(% of allocation)

<b>PJ:</b>	<span style="border: 1px solid black; padding: 2px;">0.4</span> %
<b>National Avg:</b>	<span style="border: 1px solid black; padding: 2px;">1.1</span> %

	Rental %	Homebuyer %	Homeowner %	TBRA %
<b>RACE:</b>				
White:	<span style="border: 1px solid black; padding: 2px;">33.7</span>	<span style="border: 1px solid black; padding: 2px;">14.9</span>	<span style="border: 1px solid black; padding: 2px;">63.4</span>	<span style="border: 1px solid black; padding: 2px;">0.0</span>
Black/African American:	<span style="border: 1px solid black; padding: 2px;">29.1</span>	<span style="border: 1px solid black; padding: 2px;">21.9</span>	<span style="border: 1px solid black; padding: 2px;">26.8</span>	<span style="border: 1px solid black; padding: 2px;">0.0</span>
Asian:	<span style="border: 1px solid black; padding: 2px;">8.7</span>	<span style="border: 1px solid black; padding: 2px;">4.4</span>	<span style="border: 1px solid black; padding: 2px;">0.0</span>	<span style="border: 1px solid black; padding: 2px;">0.0</span>
American Indian/Alaska Native:	<span style="border: 1px solid black; padding: 2px;">1.0</span>	<span style="border: 1px solid black; padding: 2px;">0.9</span>	<span style="border: 1px solid black; padding: 2px;">0.0</span>	<span style="border: 1px solid black; padding: 2px;">0.0</span>
Native Hawaiian/Pacific Islander:	<span style="border: 1px solid black; padding: 2px;">0.8</span>	<span style="border: 1px solid black; padding: 2px;">0.0</span>	<span style="border: 1px solid black; padding: 2px;">0.0</span>	<span style="border: 1px solid black; padding: 2px;">0.0</span>
American Indian/Alaska Native and White:	<span style="border: 1px solid black; padding: 2px;">0.0</span>	<span style="border: 1px solid black; padding: 2px;">0.0</span>	<span style="border: 1px solid black; padding: 2px;">0.0</span>	<span style="border: 1px solid black; padding: 2px;">0.0</span>
Asian and White:	<span style="border: 1px solid black; padding: 2px;">0.3</span>	<span style="border: 1px solid black; padding: 2px;">0.0</span>	<span style="border: 1px solid black; padding: 2px;">0.0</span>	<span style="border: 1px solid black; padding: 2px;">0.0</span>
Black/African American and White:	<span style="border: 1px solid black; padding: 2px;">0.3</span>	<span style="border: 1px solid black; padding: 2px;">0.0</span>	<span style="border: 1px solid black; padding: 2px;">0.0</span>	<span style="border: 1px solid black; padding: 2px;">0.0</span>
American Indian/Alaska Native and Black:	<span style="border: 1px solid black; padding: 2px;">0.0</span>	<span style="border: 1px solid black; padding: 2px;">0.0</span>	<span style="border: 1px solid black; padding: 2px;">0.0</span>	<span style="border: 1px solid black; padding: 2px;">0.0</span>
Other Multi Racial:	<span style="border: 1px solid black; padding: 2px;">4.2</span>	<span style="border: 1px solid black; padding: 2px;">0.9</span>	<span style="border: 1px solid black; padding: 2px;">0.0</span>	<span style="border: 1px solid black; padding: 2px;">0.0</span>
Asian/Pacific Islander:	<span style="border: 1px solid black; padding: 2px;">2.5</span>	<span style="border: 1px solid black; padding: 2px;">1.8</span>	<span style="border: 1px solid black; padding: 2px;">2.4</span>	<span style="border: 1px solid black; padding: 2px;">0.0</span>

<b>ETHNICITY:</b>				
Hispanic	<span style="border: 1px solid black; padding: 2px;">19.3</span>	<span style="border: 1px solid black; padding: 2px;">55.3</span>	<span style="border: 1px solid black; padding: 2px;">7.3</span>	<span style="border: 1px solid black; padding: 2px;">0.0</span>

<b>HOUSEHOLD SIZE:</b>				
1 Person:	<span style="border: 1px solid black; padding: 2px;">49.3</span>	<span style="border: 1px solid black; padding: 2px;">4.4</span>	<span style="border: 1px solid black; padding: 2px;">46.3</span>	<span style="border: 1px solid black; padding: 2px;">0.0</span>
2 Persons:	<span style="border: 1px solid black; padding: 2px;">22.4</span>	<span style="border: 1px solid black; padding: 2px;">9.6</span>	<span style="border: 1px solid black; padding: 2px;">24.4</span>	<span style="border: 1px solid black; padding: 2px;">0.0</span>
3 Persons:	<span style="border: 1px solid black; padding: 2px;">11.6</span>	<span style="border: 1px solid black; padding: 2px;">19.3</span>	<span style="border: 1px solid black; padding: 2px;">9.8</span>	<span style="border: 1px solid black; padding: 2px;">0.0</span>
4 Persons:	<span style="border: 1px solid black; padding: 2px;">9.7</span>	<span style="border: 1px solid black; padding: 2px;">31.6</span>	<span style="border: 1px solid black; padding: 2px;">12.2</span>	<span style="border: 1px solid black; padding: 2px;">0.0</span>
5 Persons:	<span style="border: 1px solid black; padding: 2px;">4.8</span>	<span style="border: 1px solid black; padding: 2px;">21.9</span>	<span style="border: 1px solid black; padding: 2px;">4.9</span>	<span style="border: 1px solid black; padding: 2px;">0.0</span>
6 Persons:	<span style="border: 1px solid black; padding: 2px;">1.4</span>	<span style="border: 1px solid black; padding: 2px;">11.4</span>	<span style="border: 1px solid black; padding: 2px;">2.4</span>	<span style="border: 1px solid black; padding: 2px;">0.0</span>
7 Persons:	<span style="border: 1px solid black; padding: 2px;">0.7</span>	<span style="border: 1px solid black; padding: 2px;">1.8</span>	<span style="border: 1px solid black; padding: 2px;">0.0</span>	<span style="border: 1px solid black; padding: 2px;">0.0</span>
8 or more Persons:	<span style="border: 1px solid black; padding: 2px;">0.1</span>	<span style="border: 1px solid black; padding: 2px;">0.0</span>	<span style="border: 1px solid black; padding: 2px;">0.0</span>	<span style="border: 1px solid black; padding: 2px;">0.0</span>

<b>HOUSEHOLD TYPE:</b>				
Single/Non-Elderly:	<span style="border: 1px solid black; padding: 2px;">13.9</span>	<span style="border: 1px solid black; padding: 2px;">6.1</span>	<span style="border: 1px solid black; padding: 2px;">17.1</span>	<span style="border: 1px solid black; padding: 2px;">0.0</span>
Elderly:	<span style="border: 1px solid black; padding: 2px;">50.2</span>	<span style="border: 1px solid black; padding: 2px;">0.9</span>	<span style="border: 1px solid black; padding: 2px;">41.5</span>	<span style="border: 1px solid black; padding: 2px;">0.0</span>
Related/Single Parent:	<span style="border: 1px solid black; padding: 2px;">19.7</span>	<span style="border: 1px solid black; padding: 2px;">28.9</span>	<span style="border: 1px solid black; padding: 2px;">29.3</span>	<span style="border: 1px solid black; padding: 2px;">0.0</span>
Related/Two Parent:	<span style="border: 1px solid black; padding: 2px;">13.1</span>	<span style="border: 1px solid black; padding: 2px;">57.0</span>	<span style="border: 1px solid black; padding: 2px;">12.2</span>	<span style="border: 1px solid black; padding: 2px;">0.0</span>
Other:	<span style="border: 1px solid black; padding: 2px;">3.2</span>	<span style="border: 1px solid black; padding: 2px;">7.0</span>	<span style="border: 1px solid black; padding: 2px;">0.0</span>	<span style="border: 1px solid black; padding: 2px;">0.0</span>

<b>SUPPLEMENTAL RENTAL ASSISTANCE:</b>		
Section 8:	<span style="border: 1px solid black; padding: 2px;">16.4</span>	<span style="border: 1px solid black; padding: 2px;">0.0</span> #
HOME TBRA:	<span style="border: 1px solid black; padding: 2px;">0.0</span>	
Other:	<span style="border: 1px solid black; padding: 2px;">21.0</span>	
No Assistance:	<span style="border: 1px solid black; padding: 2px;">62.6</span>	

**# of Section 504 Compliant Units:** 267

\* The State average includes all local and the State PJs within that state

\*\* The National average includes all local and State PJs, and Insular Areas

# Section 8 vouchers can be used for First-Time Homebuyer Downpayment Assistance.



— HOME PROGRAM —  
**SNAPSHOT WORKSHEET - RED FLAG INDICATORS**  
 Local Participating Jurisdictions with Rental Production Activities

**Participating Jurisdiction (PJ):** Contra Costa County Consortium

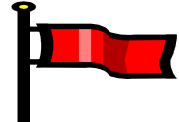
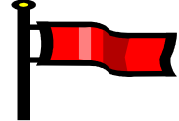
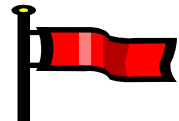
**State:** CA

**Group Rank:** 60  
 (Percentile)

**State Rank:** 28 / 94 PJs

**Overall Rank:** 64  
 (Percentile)

**Summary:** 3 / Of the 5 Indicators are Red Flags

FACTOR	DESCRIPTION	THRESHOLD*	PJ RESULTS	RED FLAG
4	% OF COMPLETED RENTAL DISBURSEMENTS TO ALL RENTAL COMMITMENTS	< 96.70%	95.44	
5	% OF COMPLETED CHDO DISBURSEMENTS TO ALL CHDO RESERVATIONS	< 86.48%	79.62	
6	% OF RENTERS BELOW 50% OF AREA MEDIAN INCOME	< 70%**	97.65	
8	% OF OCCUPIED RENTAL UNITS TO ALL RENTAL UNITS	< 96.82%	100	
"ALLOCATION-YEARS" NOT DISBURSED***		> 2.990	4.03	

\* This Threshold indicates approximately the lowest 20% of the PJs

\*\* This percentage may indicate a problem with meeting the 90% of rental units and TBRA provided to households at 60% AMI requirement

\*\*\* Total of undisbursed HOME and ADDI funds through FY 2013 HOME and ADDI allocation amount. This is not a SNAPSHOT indicator, but a good indicator of program progress.

Source: Data entered by HOME Participating Jurisdictions into HUD's Integrated Disbursement and Information System (IDIS)

HOME Program Performance SNAPSHOT

Page 3

