

**SNAPSHOT of HOME Program Performance--As of 12/31/18**  
**Local Participating Jurisdictions with Rental Production Activities**



Participating Jurisdiction (PJ): **Contra Costa County Consortium**

State: **CA**

PJ's Total HOME Allocation Received: **\$69,565,132**

PJ's Size Grouping\*: **B**

PJ Since (FY): **1992**

Category	PJ	State Average	State Rank	Nat'l Average	Nat'l Ranking (Percentile):*		
					Group	B	Overall
<b><u>Program Progress:</u></b>				PJs in State: <div>94</div>			
% of Funds Committed	<div>94.45</div> %	<div>92.72</div> %	<div>21</div>	<div>93.33</div> %	<div>75</div>	<div>69</div>	
% of Funds Disbursed	<div>89.02</div> %	<div>90.79</div> %	<div>49</div>	<div>91.21</div> %	<div>36</div>	<div>34</div>	
Leveraging Ratio for Rental Activities	<div>11.84</div>	<div>6.3</div>	<div>1</div>	<div>5.83</div>	<div>100</div>	<div>100</div>	
% of Completed Rental Disbursements to All Rental Commitments***	<div>95.77</div> %	<div>95.54</div> %	<div>70</div>	<div>97.18</div> %	<div>25</div>	<div>18</div>	
% of Completed CHDO Disbursements to All CHDO Reservations***	<div>77.83</div> %	<div>92.60</div> %	<div>81</div>	<div>92.23</div> %	<div>7</div>	<div>9</div>	
<b><u>Low-Income Benefit:</u></b>							
% of 0-50% AMI Renters to All Renters	<div>97.63</div> %	<div>83.88</div> %	<div>8</div>	<div>82.65</div> %	<div>95</div>	<div>92</div>	
% of 0-30% AMI Renters to All Renters***	<div>52.50</div> %	<div>41.96</div> %	<div>29</div>	<div>46.76</div> %	<div>66</div>	<div>64</div>	
<b><u>Lease-Up:</u></b>							
% of Occupied Rental Units to All Completed Rental Units***	<div>100.00</div> %	<div>98.25</div> %	<div>1</div>	<div>98.01</div> %	<div>100</div>	<div>100</div>	
<b><u>Overall Ranking:</u></b>			In State:	<div>31</div> / <div>94</div>	Nationally:	<div>58</div> <div>63</div>	
<b><u>HOME Cost Per Unit and Number of Completed Units:</u></b>							
Rental Unit	<div>\$43,042</div>	<div>\$49,661</div>		<div>\$36,077</div>	<div>1,181</div> Units	<div>88.40</div> %	
Homebuyer Unit	<div>\$36,509</div>	<div>\$25,349</div>		<div>\$17,772</div>	<div>114</div> Units	<div>8.50</div> %	
Homeowner-Rehab Unit	<div>\$25,091</div>	<div>\$27,925</div>		<div>\$21,883</div>	<div>41</div> Units	<div>3.10</div> %	
TBRA Unit	<div>\$0</div>	<div>\$3,189</div>		<div>\$3,586</div>	<div>0</div> Units	<div>0.00</div> %	

\* - A = PJ's Annual Allocation is greater than or equal to \$3.5 million (27 PJs)

B = PJ's Annual Allocation is less than \$3.5 million and greater than or equal to \$1 million (169 PJs)

C = PJ's Annual Allocation is less than \$1 million (384 PJs)

\*\* - E.g., a percentile rank of 70 means that the performance exceeds that of 70% of PJs.

\*\*\*- This category is double-weighted in compiling both the State Overall Ranking and the National Overall Ranking of each PJ.

Source: Data entered by HOME Participating Jurisdictions into HUD's Integrated Disbursement and Information System (IDIS)

## Program and Beneficiary Characteristics for Completed Units

**Participating Jurisdiction (PJ):** Contra Costa County Consortium CA

**Total Development Costs:**  
(average reported cost per unit in  
HOME-assisted projects)

	Rental	Homebuyer	Homeowner
<b>PJ:</b>	\$268,870	\$141,306	\$29,364
<b>State:*</b>	\$186,651	\$130,042	\$30,279
<b>National:**</b>	\$132,994	\$87,513	\$26,112

**CHDO Operating Expenses:**  
(% of allocation)

<b>PJ:</b>	<span style="border: 1px solid black; padding: 2px;">0.4</span> %
<b>National Avg:</b>	<span style="border: 1px solid black; padding: 2px;">1.1</span> %

	Rental %	Homebuyer %	Homeowner %	TBRA %		Rental %	Homebuyer %	Homeowner %	TBRA %
<b>RACE:</b>					<b>HOUSEHOLD TYPE:</b>				
White:	<span style="border: 1px solid black; padding: 2px;">33.9</span>	<span style="border: 1px solid black; padding: 2px;">14.9</span>	<span style="border: 1px solid black; padding: 2px;">63.4</span>	<span style="border: 1px solid black; padding: 2px;">0.0</span>	Single/Non-Elderly:	<span style="border: 1px solid black; padding: 2px;">14.0</span>	<span style="border: 1px solid black; padding: 2px;">6.1</span>	<span style="border: 1px solid black; padding: 2px;">17.1</span>	<span style="border: 1px solid black; padding: 2px;">0.0</span>
Black/African American:	<span style="border: 1px solid black; padding: 2px;">29.1</span>	<span style="border: 1px solid black; padding: 2px;">21.9</span>	<span style="border: 1px solid black; padding: 2px;">26.8</span>	<span style="border: 1px solid black; padding: 2px;">0.0</span>	Elderly:	<span style="border: 1px solid black; padding: 2px;">50.1</span>	<span style="border: 1px solid black; padding: 2px;">0.9</span>	<span style="border: 1px solid black; padding: 2px;">41.5</span>	<span style="border: 1px solid black; padding: 2px;">0.0</span>
Asian:	<span style="border: 1px solid black; padding: 2px;">8.8</span>	<span style="border: 1px solid black; padding: 2px;">4.4</span>	<span style="border: 1px solid black; padding: 2px;">0.0</span>	<span style="border: 1px solid black; padding: 2px;">0.0</span>	Related/Single Parent:	<span style="border: 1px solid black; padding: 2px;">19.8</span>	<span style="border: 1px solid black; padding: 2px;">28.9</span>	<span style="border: 1px solid black; padding: 2px;">29.3</span>	<span style="border: 1px solid black; padding: 2px;">0.0</span>
American Indian/Alaska Native:	<span style="border: 1px solid black; padding: 2px;">1.0</span>	<span style="border: 1px solid black; padding: 2px;">0.9</span>	<span style="border: 1px solid black; padding: 2px;">0.0</span>	<span style="border: 1px solid black; padding: 2px;">0.0</span>	Related/Two Parent:	<span style="border: 1px solid black; padding: 2px;">12.9</span>	<span style="border: 1px solid black; padding: 2px;">57.0</span>	<span style="border: 1px solid black; padding: 2px;">12.2</span>	<span style="border: 1px solid black; padding: 2px;">0.0</span>
Native Hawaiian/Pacific Islander:	<span style="border: 1px solid black; padding: 2px;">0.8</span>	<span style="border: 1px solid black; padding: 2px;">0.0</span>	<span style="border: 1px solid black; padding: 2px;">0.0</span>	<span style="border: 1px solid black; padding: 2px;">0.0</span>	Other:	<span style="border: 1px solid black; padding: 2px;">3.2</span>	<span style="border: 1px solid black; padding: 2px;">7.0</span>	<span style="border: 1px solid black; padding: 2px;">0.0</span>	<span style="border: 1px solid black; padding: 2px;">0.0</span>
American Indian/Alaska Native and White:	<span style="border: 1px solid black; padding: 2px;">0.0</span>	<span style="border: 1px solid black; padding: 2px;">0.0</span>	<span style="border: 1px solid black; padding: 2px;">0.0</span>	<span style="border: 1px solid black; padding: 2px;">0.0</span>					
Asian and White:	<span style="border: 1px solid black; padding: 2px;">0.3</span>	<span style="border: 1px solid black; padding: 2px;">0.0</span>	<span style="border: 1px solid black; padding: 2px;">0.0</span>	<span style="border: 1px solid black; padding: 2px;">0.0</span>					
Black/African American and White:	<span style="border: 1px solid black; padding: 2px;">0.3</span>	<span style="border: 1px solid black; padding: 2px;">0.0</span>	<span style="border: 1px solid black; padding: 2px;">0.0</span>	<span style="border: 1px solid black; padding: 2px;">0.0</span>					
American Indian/Alaska Native and Black:	<span style="border: 1px solid black; padding: 2px;">0.0</span>	<span style="border: 1px solid black; padding: 2px;">0.0</span>	<span style="border: 1px solid black; padding: 2px;">0.0</span>	<span style="border: 1px solid black; padding: 2px;">0.0</span>					
Other Multi Racial:	<span style="border: 1px solid black; padding: 2px;">3.9</span>	<span style="border: 1px solid black; padding: 2px;">0.9</span>	<span style="border: 1px solid black; padding: 2px;">0.0</span>	<span style="border: 1px solid black; padding: 2px;">0.0</span>					
Asian/Pacific Islander:	<span style="border: 1px solid black; padding: 2px;">2.5</span>	<span style="border: 1px solid black; padding: 2px;">1.8</span>	<span style="border: 1px solid black; padding: 2px;">2.4</span>	<span style="border: 1px solid black; padding: 2px;">0.0</span>					
<b>ETHNICITY:</b>									
Hispanic	<span style="border: 1px solid black; padding: 2px;">19.3</span>	<span style="border: 1px solid black; padding: 2px;">55.3</span>	<span style="border: 1px solid black; padding: 2px;">7.3</span>	<span style="border: 1px solid black; padding: 2px;">0.0</span>					
<b>HOUSEHOLD SIZE:</b>					<b>SUPPLEMENTAL RENTAL ASSISTANCE:</b>				
1 Person:	<span style="border: 1px solid black; padding: 2px;">49.3</span>	<span style="border: 1px solid black; padding: 2px;">4.4</span>	<span style="border: 1px solid black; padding: 2px;">46.3</span>	<span style="border: 1px solid black; padding: 2px;">0.0</span>	Section 8:	<span style="border: 1px solid black; padding: 2px;">16.1</span>	<span style="border: 1px solid black; padding: 2px;">0.0</span> <sup>#</sup>		
2 Persons:	<span style="border: 1px solid black; padding: 2px;">22.5</span>	<span style="border: 1px solid black; padding: 2px;">9.6</span>	<span style="border: 1px solid black; padding: 2px;">24.4</span>	<span style="border: 1px solid black; padding: 2px;">0.0</span>	HOME TBRA:	<span style="border: 1px solid black; padding: 2px;">0.0</span>			
3 Persons:	<span style="border: 1px solid black; padding: 2px;">11.6</span>	<span style="border: 1px solid black; padding: 2px;">19.3</span>	<span style="border: 1px solid black; padding: 2px;">9.8</span>	<span style="border: 1px solid black; padding: 2px;">0.0</span>	Other:	<span style="border: 1px solid black; padding: 2px;">21.2</span>			
4 Persons:	<span style="border: 1px solid black; padding: 2px;">9.7</span>	<span style="border: 1px solid black; padding: 2px;">31.6</span>	<span style="border: 1px solid black; padding: 2px;">12.2</span>	<span style="border: 1px solid black; padding: 2px;">0.0</span>	No Assistance:	<span style="border: 1px solid black; padding: 2px;">62.7</span>			
5 Persons:	<span style="border: 1px solid black; padding: 2px;">4.8</span>	<span style="border: 1px solid black; padding: 2px;">21.9</span>	<span style="border: 1px solid black; padding: 2px;">4.9</span>	<span style="border: 1px solid black; padding: 2px;">0.0</span>					
6 Persons:	<span style="border: 1px solid black; padding: 2px;">1.4</span>	<span style="border: 1px solid black; padding: 2px;">11.4</span>	<span style="border: 1px solid black; padding: 2px;">2.4</span>	<span style="border: 1px solid black; padding: 2px;">0.0</span>					
7 Persons:	<span style="border: 1px solid black; padding: 2px;">0.7</span>	<span style="border: 1px solid black; padding: 2px;">1.8</span>	<span style="border: 1px solid black; padding: 2px;">0.0</span>	<span style="border: 1px solid black; padding: 2px;">0.0</span>					
8 or more Persons:	<span style="border: 1px solid black; padding: 2px;">0.1</span>	<span style="border: 1px solid black; padding: 2px;">0.0</span>	<span style="border: 1px solid black; padding: 2px;">0.0</span>	<span style="border: 1px solid black; padding: 2px;">0.0</span>	<b># of Section 504 Compliant Units:</b>	<span style="border: 1px solid black; padding: 2px;">257</span>			

\* The State average includes all local and the State PJs within that state

\*\* The National average includes all local and State PJs, and Insular Areas

# Section 8 vouchers can be used for First-Time Homebuyer Downpayment Assistance.



— HOME PROGRAM —  
**SNAPSHOT WORKSHEET - RED FLAG INDICATORS**  
 Local Participating Jurisdictions with Rental Production Activities

**Participating Jurisdiction (PJ):** Contra Costa County Consortium

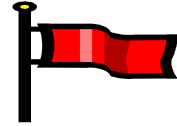
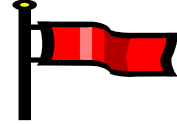
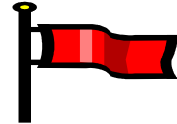
**State:** CA

**Group Rank:** 58  
 (Percentile)

**State Rank:** 31 / 94 PJs

**Overall Rank:** 63  
 (Percentile)

**Summary:** 3 / Of the 5 Indicators are Red Flags

FACTOR	DESCRIPTION	THRESHOLD*	PJ RESULTS	RED FLAG
4	% OF COMPLETED RENTAL DISBURSEMENTS TO ALL RENTAL COMMITMENTS	< 96.55%	95.77	
5	% OF COMPLETED CHDO DISBURSEMENTS TO ALL CHDO RESERVATIONS	< 86.05%	77.83	
6	% OF RENTERS BELOW 50% OF AREA MEDIAN INCOME	< 70%**	97.63	
8	% OF OCCUPIED RENTAL UNITS TO ALL RENTAL UNITS	< 96.82%	100	
"ALLOCATION-YEARS" NOT DISBURSED***		> 3.200	4.03	

\* This Threshold indicates approximately the lowest 20% of the PJs

\*\* This percentage may indicate a problem with meeting the 90% of rental units and TBRA provided to households at 60% AMI requirement

\*\*\* Total of undisbursed HOME and ADDI funds through FY 2013 HOME and ADDI allocation amount. This is not a SNAPSHOT indicator, but a good indicator of program progress.

