

**SNAPSHOT of HOME Program Performance--As of 06/30/2019**  
**Local Participating Jurisdictions with Rental Production Activities**



Participating Jurisdiction (PJ):

State:

PJ's Total HOME Allocation Received:

PJ's Size Grouping\*:

PJ Since (FY):

Category	PJ	State Average	State Rank	Nat'l Average	Nat'l Ranking (Percentile):*	
					Group	B Overall
<b>Program Progress:</b>			PJs in State: <input type="text" value="0"/>			
% of Funds Committed	<input type="text" value="90.48"/> %	<input type="text" value="91.33"/> %	<input type="text" value="12"/>	<input type="text" value="93.76"/> %	<input type="text" value="22"/>	<input type="text" value="24"/>
% of Funds Disbursed	<input type="text" value="85.67"/> %	<input type="text" value="89.30"/> %	<input type="text" value="19"/>	<input type="text" value="91.96"/> %	<input type="text" value="10"/>	<input type="text" value="14"/>
Leveraging Ratio for Rental Activities	<input type="text" value="12.13"/>	<input type="text" value="6.94"/>	<input type="text" value="1"/>	<input type="text" value="5.92"/>	<input type="text" value="100"/>	<input type="text" value="100"/>
% of Completed Rental Disbursements to All Rental Commitments***	<input type="text" value="77.73"/> %	<input type="text" value="98.15"/> %	<input type="text" value="19"/>	<input type="text" value="97.48"/> %	<input type="text" value="3"/>	<input type="text" value="2"/>
% of Completed CHDO Disbursements to All CHDO Reservations***	<input type="text" value="85.59"/> %	<input type="text" value="91.46"/> %	<input type="text" value="18"/>	<input type="text" value="92.73"/> %	<input type="text" value="19"/>	<input type="text" value="18"/>
<b>Low-Income Benefit:</b>						
% of 0-50% AMI Renters to All Renters	<input type="text" value="89.64"/> %	<input type="text" value="81.20"/> %	<input type="text" value="7"/>	<input type="text" value="82.66"/> %	<input type="text" value="77"/>	<input type="text" value="70"/>
% of 0-30% AMI Renters to All Renters***	<input type="text" value="42.49"/> %	<input type="text" value="41.81"/> %	<input type="text" value="10"/>	<input type="text" value="46.75"/> %	<input type="text" value="39"/>	<input type="text" value="43"/>
<b>Lease-Up:</b>						
% of Occupied Rental Units to All Completed Rental Units***	<input type="text" value="100.00"/> %	<input type="text" value="99.77"/> %	<input type="text" value="1"/>	<input type="text" value="98.06"/> %	<input type="text" value="100"/>	<input type="text" value="100"/>
<b>Overall Ranking:</b>			In State: <input type="text" value=""/> / <input type="text" value="0"/>	Nationally: <input type="text" value="21"/>		<input type="text" value="32"/>
<b>HOME Cost Per Unit and Number of Completed Units:</b>						
Rental Unit	<input type="text" value="\$19,314"/>	<input type="text" value="\$13,573"/>		<input type="text" value="\$36,351"/>	<input type="text" value="193"/> Units	<input type="text" value="24.20"/> %
Homebuyer Unit	<input type="text" value="\$25,832"/>	<input type="text" value="\$11,931"/>		<input type="text" value="\$17,857"/>	<input type="text" value="346"/> Units	<input type="text" value="43.50"/> %
Homeowner-Rehab Unit	<input type="text" value="\$24,179"/>	<input type="text" value="\$27,153"/>		<input type="text" value="\$21,935"/>	<input type="text" value="257"/> Units	<input type="text" value="32.30"/> %
TBRA Unit	<input type="text" value="\$0"/>	<input type="text" value="\$1,736"/>		<input type="text" value="\$3,647"/>	<input type="text" value="0"/> Units	<input type="text" value="0.00"/> %

\* - A = PJ's Annual Allocation is greater than or equal to \$3.5 million (32 PJs)

B = PJ's Annual Allocation is less than \$3.5 million and greater than or equal to \$1 million (173 PJs)

C = PJ's Annual Allocation is less than \$1 million (375 PJs)

\*\* - E.g., a percentile rank of 70 means that the performance exceeds that of 70% of PJs.

\*\*\*- This category is double-weighted in compiling both the State Overall Ranking and the National Overall Ranking of each PJ.

## Program and Beneficiary Characteristics for Completed Units

Participating Jurisdiction (PJ):

**Total Development Costs:**  
(average reported cost per unit in HOME-assisted projects)

	Rental	Homebuyer	Homeowner
<b>PJ:</b>	\$198,983	\$70,332	\$24,549
<b>State:*</b>	\$87,499	\$97,824	\$31,497
<b>National:**</b>	\$134,750	\$87,964	\$26,180

**CHDO Operating Expenses:**  
(% of allocation)

<b>PJ:</b>	<input type="text" value="0.0"/> %
<b>National Avg:</b>	<input type="text" value="1.1"/> %

RACE:	Rental	Homebuyer	Homeowner	TBRA	HOUSEHOLD TYPE:	Rental	Homebuyer	Homeowner	TBRA
	%	%	%	%		%	%	%	%
White:	<input type="text" value="33.2"/>	<input type="text" value="30.6"/>	<input type="text" value="46.7"/>	<input type="text" value="0.0"/>	Single/Non-Elderly:	<input type="text" value="20.7"/>	<input type="text" value="25.4"/>	<input type="text" value="25.3"/>	<input type="text" value="0.0"/>
Black/African American:	<input type="text" value="59.1"/>	<input type="text" value="40.8"/>	<input type="text" value="50.6"/>	<input type="text" value="0.0"/>	Elderly:	<input type="text" value="54.9"/>	<input type="text" value="2.9"/>	<input type="text" value="35.8"/>	<input type="text" value="0.0"/>
Asian:	<input type="text" value="1.0"/>	<input type="text" value="0.3"/>	<input type="text" value="0.0"/>	<input type="text" value="0.0"/>	Related/Single Parent:	<input type="text" value="15.5"/>	<input type="text" value="27.7"/>	<input type="text" value="11.3"/>	<input type="text" value="0.0"/>
American Indian/Alaska Native:	<input type="text" value="0.0"/>	<input type="text" value="0.0"/>	<input type="text" value="0.0"/>	<input type="text" value="0.0"/>	Related/Two Parent:	<input type="text" value="5.2"/>	<input type="text" value="18.8"/>	<input type="text" value="22.2"/>	<input type="text" value="0.0"/>
Native Hawaiian/Pacific Islander:	<input type="text" value="0.0"/>	<input type="text" value="0.3"/>	<input type="text" value="0.0"/>	<input type="text" value="0.0"/>	Other:	<input type="text" value="3.6"/>	<input type="text" value="5.5"/>	<input type="text" value="5.4"/>	<input type="text" value="0.0"/>
American Indian/Alaska Native and White:	<input type="text" value="0.0"/>	<input type="text" value="0.0"/>	<input type="text" value="0.0"/>	<input type="text" value="0.0"/>					
Asian and White:	<input type="text" value="0.0"/>	<input type="text" value="0.0"/>	<input type="text" value="0.0"/>	<input type="text" value="0.0"/>					
Black/African American and White:	<input type="text" value="0.5"/>	<input type="text" value="0.6"/>	<input type="text" value="0.4"/>	<input type="text" value="0.0"/>					
American Indian/Alaska Native and Black:	<input type="text" value="0.0"/>	<input type="text" value="0.0"/>	<input type="text" value="0.0"/>	<input type="text" value="0.0"/>					
Other Multi Racial:	<input type="text" value="0.5"/>	<input type="text" value="0.3"/>	<input type="text" value="0.4"/>	<input type="text" value="0.0"/>					
Asian/Pacific Islander:	<input type="text" value="0.0"/>	<input type="text" value="0.0"/>	<input type="text" value="0.0"/>	<input type="text" value="0.0"/>					
<b>ETHNICITY:</b>					<b>SUPPLEMENTAL RENTAL ASSISTANCE:</b>				
Hispanic	<input type="text" value="5.7"/>	<input type="text" value="7.5"/>	<input type="text" value="1.9"/>	<input type="text" value="0.0"/>	Section 8:	<input type="text" value="27.5"/>	<input type="text" value="0.0"/>	#	
<b>HOUSEHOLD SIZE:</b>					HOME TBRA:	<input type="text" value="0.0"/>			
1 Person:	<input type="text" value="64.2"/>	<input type="text" value="21.7"/>	<input type="text" value="41.2"/>	<input type="text" value="0.0"/>	Other:	<input type="text" value="8.8"/>			
2 Persons:	<input type="text" value="17.1"/>	<input type="text" value="21.4"/>	<input type="text" value="35.4"/>	<input type="text" value="0.0"/>	No Assistance:	<input type="text" value="63.7"/>			
3 Persons:	<input type="text" value="11.9"/>	<input type="text" value="17.6"/>	<input type="text" value="8.6"/>	<input type="text" value="0.0"/>					
4 Persons:	<input type="text" value="5.7"/>	<input type="text" value="10.4"/>	<input type="text" value="8.9"/>	<input type="text" value="0.0"/>					
5 Persons:	<input type="text" value="0.5"/>	<input type="text" value="6.4"/>	<input type="text" value="4.7"/>	<input type="text" value="0.0"/>					
6 Persons:	<input type="text" value="0.0"/>	<input type="text" value="2.3"/>	<input type="text" value="1.2"/>	<input type="text" value="0.0"/>					
7 Persons:	<input type="text" value="0.0"/>	<input type="text" value="0.6"/>	<input type="text" value="0.0"/>	<input type="text" value="0.0"/>					
8 or more Persons:	<input type="text" value="0.5"/>	<input type="text" value="0.0"/>	<input type="text" value="0.0"/>	<input type="text" value="0.0"/>	<b># of Section 504 Compliant Units:</b>	<input type="text" value="28"/>			

\* The State average includes all local and the State PJs within that state

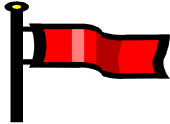
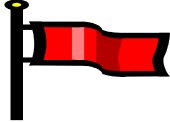
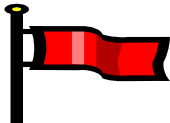
\*\* The National average includes all local and State PJs, and Insular Areas

# Section 8 vouchers can be used for First-Time Homebuyer Downpayment Assistance.



— HOME PROGRAM —  
**SNAPSHOT WORKSHEET - RED FLAG INDICATORS**  
 Local Participating Jurisdictions with Rental Production Activities

Participating Jurisdiction (PJ): Concord Consortium State: NC Group Rank: 21  
 (Percentile)  
 State Rank:      / 0 PJs Overall Rank: 32  
 (Percentile)  
 Summary: 3 / Of the 5 Indicators are Red Flags

FACTOR	DESCRIPTION	THRESHOLD*	PJ RESULTS	RED FLAG
4	% OF COMPLETED RENTAL DISBURSEMENTS TO ALL RENTAL COMMITMENTS	< 96.70%	77.73	
5	% OF COMPLETED CHDO DISBURSEMENTS TO ALL CHDO RESERVATIONS	< 86.48%	85.59	
6	% OF RENTERS BELOW 50% OF AREA MEDIAN INCOME	< 70%**	89.64	
8	% OF OCCUPIED RENTAL UNITS TO ALL RENTAL UNITS	< 96.82%	100	
"ALLOCATION-YEARS" NOT DISBURSED***		> 2.990	3.69	

\* This Threshold indicates approximately the lowest 20% of the PJs

\*\* This percentage may indicate a problem with meeting the 90% of rental units and TBRA provided to households at 60% AMI requirement

\*\*\* Total of undisbursed HOME and ADDI funds through FY 2013 HOME and ADDI allocation amount. This is not a SNAPSHOT indicator, but a good indicator of program progress.

