

**SNAPSHOT of HOME Program Performance--As of 06/30/2019**  
**Local Participating Jurisdictions with Rental Production Activities**



Participating Jurisdiction (PJ):

State:

PJ's Total HOME Allocation Received:

PJ's Size Grouping\*:

PJ Since (FY):

Category	PJ	State Average	State Rank	Nat'l Average	Nat'l Ranking (Percentile):*		
					Group	B	Overall
<b>Program Progress:</b>			PJs in State: <div>9</div>				
% of Funds Committed	<div>86.42</div> %	<div>90.55</div> %	<div>9</div>	<div>93.76</div> %	<div>6</div>	<div>12</div>	
% of Funds Disbursed	<div>82.76</div> %	<div>89.01</div> %	<div>9</div>	<div>91.96</div> %	<div>5</div>	<div>10</div>	
Leveraging Ratio for Rental Activities	<div>5.96</div>	<div>4.24</div>	<div>1</div>	<div>5.92</div>	<div>100</div>	<div>100</div>	
% of Completed Rental Disbursements to All Rental Commitments***	<div>83.88</div> %	<div>95.38</div> %	<div>9</div>	<div>97.48</div> %	<div>3</div>	<div>3</div>	
% of Completed CHDO Disbursements to All CHDO Reservations***	<div>73.15</div> %	<div>84.79</div> %	<div>9</div>	<div>92.73</div> %	<div>4</div>	<div>5</div>	
<b>Low-Income Benefit:</b>							
% of 0-50% AMI Renters to All Renters	<div>84.14</div> %	<div>80.34</div> %	<div>6</div>	<div>82.66</div> %	<div>46</div>	<div>48</div>	
% of 0-30% AMI Renters to All Renters***	<div>50.90</div> %	<div>46.73</div> %	<div>5</div>	<div>46.75</div> %	<div>61</div>	<div>60</div>	
<b>Lease-Up:</b>							
% of Occupied Rental Units to All Completed Rental Units***	<div>99.72</div> %	<div>97.84</div> %	<div>6</div>	<div>98.06</div> %	<div>40</div>	<div>38</div>	
<b>Overall Ranking:</b>			In State:	<div>5</div> / <div>9</div>	Nationally:	<div>18</div> <div>29</div>	
<b>HOME Cost Per Unit and Number of Completed Units:</b>							
Rental Unit	<div>\$21,486</div>	<div>\$27,490</div>		<div>\$36,351</div>	<div>725</div> Units	<div>38.00</div> %	
Homebuyer Unit	<div>\$23,743</div>	<div>\$20,390</div>		<div>\$17,857</div>	<div>1,011</div> Units	<div>53.00</div> %	
Homeowner-Rehab Unit	<div>\$10,059</div>	<div>\$28,263</div>		<div>\$21,935</div>	<div>117</div> Units	<div>6.10</div> %	
TBRA Unit	<div>\$5,418</div>	<div>\$6,601</div>		<div>\$3,647</div>	<div>53</div> Units	<div>2.80</div> %	

\* - A = PJ's Annual Allocation is greater than or equal to \$3.5 million (32 PJs)

B = PJ's Annual Allocation is less than \$3.5 million and greater than or equal to \$1 million (173 PJs)

C = PJ's Annual Allocation is less than \$1 million (375 PJs)

\*\* - E.g., a percentile rank of 70 means that the performance exceeds that of 70% of PJs.

\*\*\*- This category is double-weighted in compiling both the State Overall Ranking and the National Overall Ranking of each PJ.

Source: Data entered by HOME Participating Jurisdictions into HUD's Integrated Disbursement and Information System (IDIS)

## Program and Beneficiary Characteristics for Completed Units

Participating Jurisdiction (PJ): Baton Rouge LA

**Total Development Costs:**  
(average reported cost per unit in  
HOME-assisted projects)

	Rental	Homebuyer	Homeowner
<b>PJ:</b>	\$84,763	\$74,783	\$13,922
<b>State:*</b>	\$84,889	\$80,325	\$29,396
<b>National:**</b>	\$134,750	\$87,964	\$26,180

**CHDO Operating Expenses:**  
(% of allocation)

<b>PJ:</b>	<span style="border: 1px solid black; padding: 2px;">0.6</span> %
<b>National Avg:</b>	<span style="border: 1px solid black; padding: 2px;">1.1</span> %

	Rental %	Homebuyer %	Homeowner %	TBRA %
<b>RACE:</b>				
White:	<span style="border: 1px solid black; padding: 2px;">3.6</span>	<span style="border: 1px solid black; padding: 2px;">4.7</span>	<span style="border: 1px solid black; padding: 2px;">6.0</span>	<span style="border: 1px solid black; padding: 2px;">0.0</span>
Black/African American:	<span style="border: 1px solid black; padding: 2px;">94.7</span>	<span style="border: 1px solid black; padding: 2px;">94.6</span>	<span style="border: 1px solid black; padding: 2px;">93.2</span>	<span style="border: 1px solid black; padding: 2px;">0.0</span>
Asian:	<span style="border: 1px solid black; padding: 2px;">0.0</span>	<span style="border: 1px solid black; padding: 2px;">0.2</span>	<span style="border: 1px solid black; padding: 2px;">0.0</span>	<span style="border: 1px solid black; padding: 2px;">0.0</span>
American Indian/Alaska Native:	<span style="border: 1px solid black; padding: 2px;">0.1</span>	<span style="border: 1px solid black; padding: 2px;">0.0</span>	<span style="border: 1px solid black; padding: 2px;">0.0</span>	<span style="border: 1px solid black; padding: 2px;">0.0</span>
Native Hawaiian/Pacific Islander:	<span style="border: 1px solid black; padding: 2px;">0.1</span>	<span style="border: 1px solid black; padding: 2px;">0.0</span>	<span style="border: 1px solid black; padding: 2px;">0.0</span>	<span style="border: 1px solid black; padding: 2px;">0.0</span>
American Indian/Alaska Native and White:	<span style="border: 1px solid black; padding: 2px;">0.0</span>	<span style="border: 1px solid black; padding: 2px;">0.0</span>	<span style="border: 1px solid black; padding: 2px;">0.0</span>	<span style="border: 1px solid black; padding: 2px;">0.0</span>
Asian and White:	<span style="border: 1px solid black; padding: 2px;">0.1</span>	<span style="border: 1px solid black; padding: 2px;">0.0</span>	<span style="border: 1px solid black; padding: 2px;">0.0</span>	<span style="border: 1px solid black; padding: 2px;">0.0</span>
Black/African American and White:	<span style="border: 1px solid black; padding: 2px;">1.0</span>	<span style="border: 1px solid black; padding: 2px;">0.0</span>	<span style="border: 1px solid black; padding: 2px;">0.0</span>	<span style="border: 1px solid black; padding: 2px;">0.0</span>
American Indian/Alaska Native and Black:	<span style="border: 1px solid black; padding: 2px;">0.0</span>	<span style="border: 1px solid black; padding: 2px;">0.0</span>	<span style="border: 1px solid black; padding: 2px;">0.0</span>	<span style="border: 1px solid black; padding: 2px;">0.0</span>
Other Multi Racial:	<span style="border: 1px solid black; padding: 2px;">0.1</span>	<span style="border: 1px solid black; padding: 2px;">0.1</span>	<span style="border: 1px solid black; padding: 2px;">0.0</span>	<span style="border: 1px solid black; padding: 2px;">0.0</span>
Asian/Pacific Islander:	<span style="border: 1px solid black; padding: 2px;">0.0</span>	<span style="border: 1px solid black; padding: 2px;">0.0</span>	<span style="border: 1px solid black; padding: 2px;">0.0</span>	<span style="border: 1px solid black; padding: 2px;">0.0</span>

### ETHNICITY:

Hispanic	<span style="border: 1px solid black; padding: 2px;">0.1</span>	<span style="border: 1px solid black; padding: 2px;">0.4</span>	<span style="border: 1px solid black; padding: 2px;">0.9</span>	<span style="border: 1px solid black; padding: 2px;">0.0</span>
----------	---	---	---	---

### HOUSEHOLD SIZE:

1 Person:	<span style="border: 1px solid black; padding: 2px;">24.8</span>	<span style="border: 1px solid black; padding: 2px;">19.8</span>	<span style="border: 1px solid black; padding: 2px;">59.0</span>	<span style="border: 1px solid black; padding: 2px;">0.0</span>
2 Persons:	<span style="border: 1px solid black; padding: 2px;">15.2</span>	<span style="border: 1px solid black; padding: 2px;">28.1</span>	<span style="border: 1px solid black; padding: 2px;">23.1</span>	<span style="border: 1px solid black; padding: 2px;">0.0</span>
3 Persons:	<span style="border: 1px solid black; padding: 2px;">28.5</span>	<span style="border: 1px solid black; padding: 2px;">26.2</span>	<span style="border: 1px solid black; padding: 2px;">7.7</span>	<span style="border: 1px solid black; padding: 2px;">0.0</span>
4 Persons:	<span style="border: 1px solid black; padding: 2px;">22.5</span>	<span style="border: 1px solid black; padding: 2px;">15.9</span>	<span style="border: 1px solid black; padding: 2px;">6.0</span>	<span style="border: 1px solid black; padding: 2px;">0.0</span>
5 Persons:	<span style="border: 1px solid black; padding: 2px;">7.2</span>	<span style="border: 1px solid black; padding: 2px;">6.6</span>	<span style="border: 1px solid black; padding: 2px;">1.7</span>	<span style="border: 1px solid black; padding: 2px;">0.0</span>
6 Persons:	<span style="border: 1px solid black; padding: 2px;">1.1</span>	<span style="border: 1px solid black; padding: 2px;">2.3</span>	<span style="border: 1px solid black; padding: 2px;">0.0</span>	<span style="border: 1px solid black; padding: 2px;">0.0</span>
7 Persons:	<span style="border: 1px solid black; padding: 2px;">0.7</span>	<span style="border: 1px solid black; padding: 2px;">0.7</span>	<span style="border: 1px solid black; padding: 2px;">0.9</span>	<span style="border: 1px solid black; padding: 2px;">0.0</span>
8 or more Persons:	<span style="border: 1px solid black; padding: 2px;">0.0</span>	<span style="border: 1px solid black; padding: 2px;">0.4</span>	<span style="border: 1px solid black; padding: 2px;">1.7</span>	<span style="border: 1px solid black; padding: 2px;">0.0</span>

### HOUSEHOLD TYPE:

Single/Non-Elderly:	<span style="border: 1px solid black; padding: 2px;">22.4</span>	<span style="border: 1px solid black; padding: 2px;">20.6</span>	<span style="border: 1px solid black; padding: 2px;">12.8</span>	<span style="border: 1px solid black; padding: 2px;">0.0</span>
Elderly:	<span style="border: 1px solid black; padding: 2px;">8.2</span>	<span style="border: 1px solid black; padding: 2px;">5.3</span>	<span style="border: 1px solid black; padding: 2px;">53.8</span>	<span style="border: 1px solid black; padding: 2px;">0.0</span>
Related/Single Parent:	<span style="border: 1px solid black; padding: 2px;">59.5</span>	<span style="border: 1px solid black; padding: 2px;">56.8</span>	<span style="border: 1px solid black; padding: 2px;">10.3</span>	<span style="border: 1px solid black; padding: 2px;">0.0</span>
Related/Two Parent:	<span style="border: 1px solid black; padding: 2px;">7.1</span>	<span style="border: 1px solid black; padding: 2px;">10.1</span>	<span style="border: 1px solid black; padding: 2px;">5.1</span>	<span style="border: 1px solid black; padding: 2px;">0.0</span>
Other:	<span style="border: 1px solid black; padding: 2px;">2.9</span>	<span style="border: 1px solid black; padding: 2px;">7.2</span>	<span style="border: 1px solid black; padding: 2px;">17.1</span>	<span style="border: 1px solid black; padding: 2px;">0.0</span>

### SUPPLEMENTAL RENTAL ASSISTANCE:

Section 8:	<span style="border: 1px solid black; padding: 2px;">49.4</span>	<span style="border: 1px solid black; padding: 2px;">1.9</span> <sup>#</sup>
HOME TBRA:	<span style="border: 1px solid black; padding: 2px;">0.0</span>	
Other:	<span style="border: 1px solid black; padding: 2px;">7.5</span>	
No Assistance:	<span style="border: 1px solid black; padding: 2px;">43.2</span>	

**# of Section 504 Compliant Units:** 245

\* The State average includes all local and the State PJs within that state

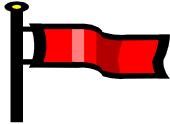
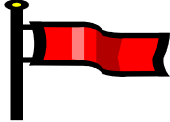
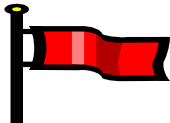
\*\* The National average includes all local and State PJs, and Insular Areas

# Section 8 vouchers can be used for First-Time Homebuyer Downpayment Assistance.



— HOME PROGRAM —  
**SNAPSHOT WORKSHEET - RED FLAG INDICATORS**  
 Local Participating Jurisdictions with Rental Production Activities

Participating Jurisdiction (PJ): Baton Rouge State: LA Group Rank: 18  
 (Percentile)  
 State Rank: 5 / 9 PJs Overall Rank: 29  
 (Percentile)  
 Summary: 3 / Of the 5 Indicators are Red Flags

FACTOR	DESCRIPTION	THRESHOLD*	PJ RESULTS	RED FLAG
4	% OF COMPLETED RENTAL DISBURSEMENTS TO ALL RENTAL COMMITMENTS	< 96.70%	83.88	
5	% OF COMPLETED CHDO DISBURSEMENTS TO ALL CHDO RESERVATIONS	< 86.48%	73.15	
6	% OF RENTERS BELOW 50% OF AREA MEDIAN INCOME	< 70%**	84.14	
8	% OF OCCUPIED RENTAL UNITS TO ALL RENTAL UNITS	< 96.82%	99.72	
"ALLOCATION-YEARS" NOT DISBURSED***		> 2.990	4.68	

\* This Threshold indicates approximately the lowest 20% of the PJs

\*\* This percentage may indicate a problem with meeting the 90% of rental units and TBRA provided to households at 60% AMI requirement

\*\*\* Total of undisbursed HOME and ADDI funds through FY 2013 HOME and ADDI allocation amount. This is not a SNAPSHOT indicator, but a good indicator of program progress.

Source: Data entered by HOME Participating Jurisdictions into HUD's Integrated Disbursement and Information System (IDIS)

HOME Program Performance SNAPSHOT

Page 3

