

**SNAPSHOT of HOME Program Performance--As of 12/31/18**  
**Local Participating Jurisdictions with Rental Production Activities**



Participating Jurisdiction (PJ):

State:

PJ's Total HOME Allocation Received:

PJ's Size Grouping\*:

PJ Since (FY):

Category	PJ	State Average	State Rank	Nat'l Average	Nat'l Ranking (Percentile):*	
					Group	C Overall
<b>Program Progress:</b>			PJs in State: <input type="text" value="8"/>			
% of Funds Committed	<input type="text" value="61.77"/> %	<input type="text" value="91.96"/> %	<input type="text" value="8"/>	<input type="text" value="93.33"/> %	<input type="text" value="1"/>	<input type="text" value="1"/>
% of Funds Disbursed	<input type="text" value="56.01"/> %	<input type="text" value="88.79"/> %	<input type="text" value="8"/>	<input type="text" value="91.21"/> %	<input type="text" value="1"/>	<input type="text" value="1"/>
Leveraging Ratio for Rental Activities	<input type="text" value="0"/>	<input type="text" value="2.27"/>	<input type="text" value="8"/>	<input type="text" value="5.83"/>	<input type="text" value="0"/>	<input type="text" value="0"/>
% of Completed Rental Disbursements to All Rental Commitments***	<input type="text" value="100.00"/> %	<input type="text" value="96.04"/> %	<input type="text" value="1"/>	<input type="text" value="97.18"/> %	<input type="text" value="100"/>	<input type="text" value="100"/>
% of Completed CHDO Disbursements to All CHDO Reservations***	<input type="text" value="82.07"/> %	<input type="text" value="91.00"/> %	<input type="text" value="7"/>	<input type="text" value="92.23"/> %	<input type="text" value="14"/>	<input type="text" value="13"/>
<b>Low-Income Benefit:</b>						
% of 0-50% AMI Renters to All Renters	<input type="text" value="63.16"/> %	<input type="text" value="79.77"/> %	<input type="text" value="8"/>	<input type="text" value="82.65"/> %	<input type="text" value="9"/>	<input type="text" value="7"/>
% of 0-30% AMI Renters to All Renters***	<input type="text" value="26.32"/> %	<input type="text" value="42.56"/> %	<input type="text" value="8"/>	<input type="text" value="46.76"/> %	<input type="text" value="22"/>	<input type="text" value="17"/>
<b>Lease-Up:</b>						
% of Occupied Rental Units to All Completed Rental Units***	<input type="text" value="94.74"/> %	<input type="text" value="96.69"/> %	<input type="text" value="7"/>	<input type="text" value="98.01"/> %	<input type="text" value="13"/>	<input type="text" value="12"/>
<b>Overall Ranking:</b>			In State: <input type="text" value="8"/> / <input type="text" value="8"/>	Nationally: <input type="text" value="3"/>		<input type="text" value="2"/>
<b>HOME Cost Per Unit and Number of Completed Units:</b>						
Rental Unit	<input type="text" value="\$67,456"/>	<input type="text" value="\$30,126"/>		<input type="text" value="\$36,077"/>	<input type="text" value="19"/> Units	<input type="text" value="52.80"/> %
Homebuyer Unit	<input type="text" value="\$69,511"/>	<input type="text" value="\$24,656"/>		<input type="text" value="\$17,772"/>	<input type="text" value="15"/> Units	<input type="text" value="41.70"/> %
Homeowner-Rehab Unit	<input type="text" value="\$21,389"/>	<input type="text" value="\$17,567"/>		<input type="text" value="\$21,883"/>	<input type="text" value="2"/> Units	<input type="text" value="5.60"/> %
TBRA Unit	<input type="text" value="\$0"/>	<input type="text" value="\$4,415"/>		<input type="text" value="\$3,586"/>	<input type="text" value="0"/> Units	<input type="text" value="0.00"/> %

\* - A = PJ's Annual Allocation is greater than or equal to \$3.5 million (27 PJs)

B = PJ's Annual Allocation is less than \$3.5 million and greater than or equal to \$1 million (169 PJs)

C = PJ's Annual Allocation is less than \$1 million (384 PJs)

\*\* - E.g., a percentile rank of 70 means that the performance exceeds that of 70% of PJs.

\*\*\*- This category is double-weighted in compiling both the State Overall Ranking and the National Overall Ranking of each PJ.

## Program and Beneficiary Characteristics for Completed Units

Participating Jurisdiction (PJ):

**Total Development Costs:**  
(average reported cost per unit in HOME-assisted projects)

	Rental	Homebuyer	Homeowner
<b>PJ:</b>	\$67,456	\$69,511	\$21,389
<b>State:*</b>	\$90,213	\$88,257	\$20,587
<b>National:**</b>	\$132,994	\$87,513	\$26,112

**CHDO Operating Expenses:**  
(% of allocation)

<b>PJ:</b>	<input type="text" value="0.0"/> %
<b>National Avg:</b>	<input type="text" value="1.1"/> %

RACE:	Rental	Homebuyer	Homeowner	TBRA	HOUSEHOLD TYPE:	Rental	Homebuyer	Homeowner	TBRA
	%	%	%	%		%	%	%	%
White:	<input type="text" value="22.2"/>	<input type="text" value="33.3"/>	<input type="text" value="50.0"/>	<input type="text" value="0.0"/>	Single/Non-Elderly:	<input type="text" value="44.4"/>	<input type="text" value="0.0"/>	<input type="text" value="0.0"/>	<input type="text" value="0.0"/>
Black/African American:	<input type="text" value="77.8"/>	<input type="text" value="66.7"/>	<input type="text" value="50.0"/>	<input type="text" value="0.0"/>	Elderly:	<input type="text" value="0.0"/>	<input type="text" value="0.0"/>	<input type="text" value="0.0"/>	<input type="text" value="0.0"/>
Asian:	<input type="text" value="0.0"/>	<input type="text" value="0.0"/>	<input type="text" value="0.0"/>	<input type="text" value="0.0"/>	Related/Single Parent:	<input type="text" value="50.0"/>	<input type="text" value="86.7"/>	<input type="text" value="50.0"/>	<input type="text" value="0.0"/>
American Indian/Alaska Native:	<input type="text" value="0.0"/>	<input type="text" value="0.0"/>	<input type="text" value="0.0"/>	<input type="text" value="0.0"/>	Related/Two Parent:	<input type="text" value="5.6"/>	<input type="text" value="13.3"/>	<input type="text" value="50.0"/>	<input type="text" value="0.0"/>
Native Hawaiian/Pacific Islander:	<input type="text" value="0.0"/>	<input type="text" value="0.0"/>	<input type="text" value="0.0"/>	<input type="text" value="0.0"/>	Other:	<input type="text" value="0.0"/>	<input type="text" value="0.0"/>	<input type="text" value="0.0"/>	<input type="text" value="0.0"/>
American Indian/Alaska Native and White:	<input type="text" value="0.0"/>	<input type="text" value="0.0"/>	<input type="text" value="0.0"/>	<input type="text" value="0.0"/>					
Asian and White:	<input type="text" value="0.0"/>	<input type="text" value="0.0"/>	<input type="text" value="0.0"/>	<input type="text" value="0.0"/>					
Black/African American and White:	<input type="text" value="0.0"/>	<input type="text" value="0.0"/>	<input type="text" value="0.0"/>	<input type="text" value="0.0"/>					
American Indian/Alaska Native and Black:	<input type="text" value="0.0"/>	<input type="text" value="0.0"/>	<input type="text" value="0.0"/>	<input type="text" value="0.0"/>					
Other Multi Racial:	<input type="text" value="0.0"/>	<input type="text" value="0.0"/>	<input type="text" value="0.0"/>	<input type="text" value="0.0"/>					
Asian/Pacific Islander:	<input type="text" value="0.0"/>	<input type="text" value="0.0"/>	<input type="text" value="0.0"/>	<input type="text" value="0.0"/>					
<b>ETHNICITY:</b>					<b>SUPPLEMENTAL RENTAL ASSISTANCE:</b>				
Hispanic	<input type="text" value="0.0"/>	<input type="text" value="0.0"/>	<input type="text" value="0.0"/>	<input type="text" value="0.0"/>	Section 8:	<input type="text" value="11.1"/>	<input type="text" value="0.0"/>	#	
<b>HOUSEHOLD SIZE:</b>					HOME TBRA:	<input type="text" value="0.0"/>			
1 Person:	<input type="text" value="38.9"/>	<input type="text" value="0.0"/>	<input type="text" value="0.0"/>	<input type="text" value="0.0"/>	Other:	<input type="text" value="0.0"/>			
2 Persons:	<input type="text" value="27.8"/>	<input type="text" value="40.0"/>	<input type="text" value="0.0"/>	<input type="text" value="0.0"/>	No Assistance:	<input type="text" value="88.9"/>			
3 Persons:	<input type="text" value="11.1"/>	<input type="text" value="53.3"/>	<input type="text" value="100.0"/>	<input type="text" value="0.0"/>					
4 Persons:	<input type="text" value="16.7"/>	<input type="text" value="6.7"/>	<input type="text" value="0.0"/>	<input type="text" value="0.0"/>					
5 Persons:	<input type="text" value="5.6"/>	<input type="text" value="0.0"/>	<input type="text" value="0.0"/>	<input type="text" value="0.0"/>					
6 Persons:	<input type="text" value="0.0"/>	<input type="text" value="0.0"/>	<input type="text" value="0.0"/>	<input type="text" value="0.0"/>					
7 Persons:	<input type="text" value="0.0"/>	<input type="text" value="0.0"/>	<input type="text" value="0.0"/>	<input type="text" value="0.0"/>					
8 or more Persons:	<input type="text" value="0.0"/>	<input type="text" value="0.0"/>	<input type="text" value="0.0"/>	<input type="text" value="0.0"/>	<b># of Section 504 Compliant Units:</b>	<input type="text" value="3"/>			

\* The State average includes all local and the State PJs within that state

\*\* The National average includes all local and State PJs, and Insular Areas

# Section 8 vouchers can be used for First-Time Homebuyer Downpayment Assistance.



— HOME PROGRAM —  
**SNAPSHOT WORKSHEET - RED FLAG INDICATORS**  
 Local Participating Jurisdictions with Rental Production Activities

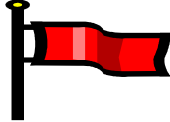
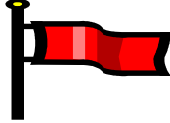
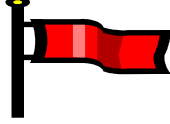

Participating Jurisdiction (PJ): Anniston Consortium State: AL

Group Rank: 3  
 (Percentile)

State Rank: 8 / 8 PJs

Overall Rank: 2  
 (Percentile)

Summary: 4 / Of the 5 Indicators are Red Flags

FACTOR	DESCRIPTION	THRESHOLD*	PJ RESULTS	RED FLAG
4	% OF COMPLETED RENTAL DISBURSEMENTS TO ALL RENTAL COMMITMENTS	< 96.55%	100	
5	% OF COMPLETED CHDO DISBURSEMENTS TO ALL CHDO RESERVATIONS	< 86.05%	82.07	
6	% OF RENTERS BELOW 50% OF AREA MEDIAN INCOME	< 70%**	63.16	
8	% OF OCCUPIED RENTAL UNITS TO ALL RENTAL UNITS	< 96.82%	94.74	
"ALLOCATION-YEARS" NOT DISBURSED***		> 3.200	5.85	

\* This Threshold indicates approximately the lowest 20% of the PJs

\*\* This percentage may indicate a problem with meeting the 90% of rental units and TBRA provided to households at 60% AMI requirement

\*\*\* Total of undisbursed HOME and ADDI funds through FY 2013 HOME and ADDI allocation amount. This is not a SNAPSHOT indicator, but a good indicator of program progress.

