

— HOME Investment Partnerships (HOME) Program —
Program Progress Dashboard



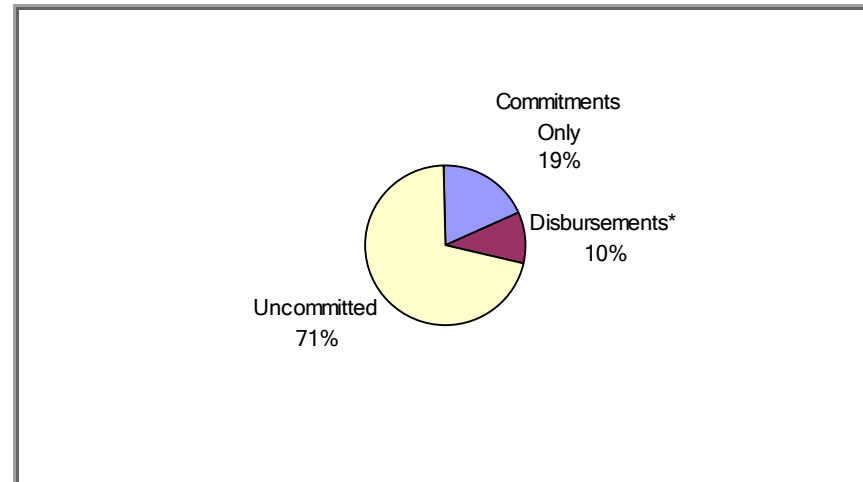
Cumulative as of 9/30/2019

Participating Jurisdiction (PJ): **Horry County, SC (Non Rental PJ)**

PJ Since: **2018**

(1) Status of Funds

Total HOME Allocations Received: **\$1,112,810**



* "Disbursements" include previously committed funds.

(2) Unit Production - Completions

Last Quarter (July 1 - September 30, 2019)

Net Increase: **0**

Cumulative Since: 2018

Total: **0**

No activities reported.

No activities reported.

New Tenant-Based Rental Assistance (TBRA): **0 Households**

Tenant-Based Rental Assistance (TBRA) Total: **0 Households**

**(3) Production Detail
Racial/Ethnic Breakout**

Rental Projects

No activities reported.

Avg. Total Dev. Cost (TDC)* Per Unit: **\$0**

Homebuyer Projects

No activities reported.

Avg. Total Dev. Cost (TDC)* Per Unit: **\$0**

Homeowner Rehabilitation Projects

No activities reported.


Avg. Total Dev. Cost (TDC)* Per Unit: **\$0**

* TDC - Includes all sources of funds


Source: Data entered by HOME Participating Jurisdictions into HUD's Integrated Disbursement and Information System (IDIS)



b. Income Range Breakout



c. Family/Size Breakout



d. Household Type Breakout

