

— HOME Investment Partnerships (HOME) Program —

Program Progress Dashboard



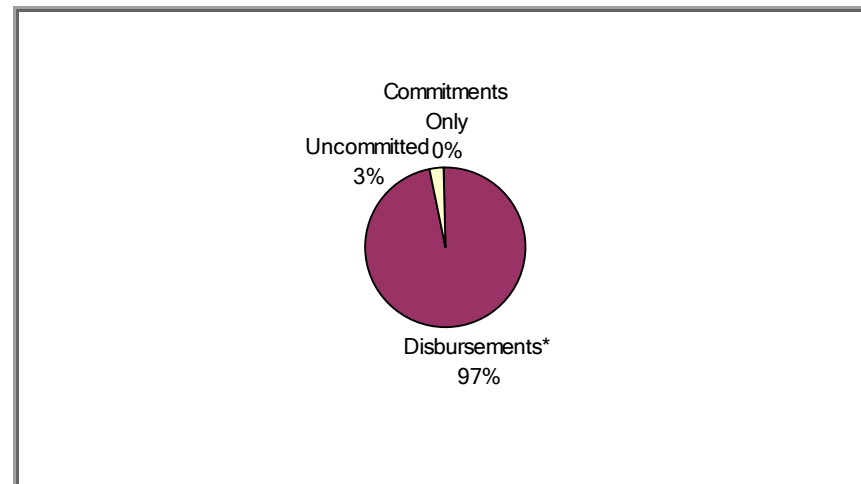
Cumulative as of 9/30/2019

Participating Jurisdiction (PJ): **Highlands County Consortium, FL (Non Rental PJ)**

PJ Since: **2006**

(1) Status of Funds

Total HOME Allocations Received: **\$3,194,201**



* "Disbursements" include previously committed funds.

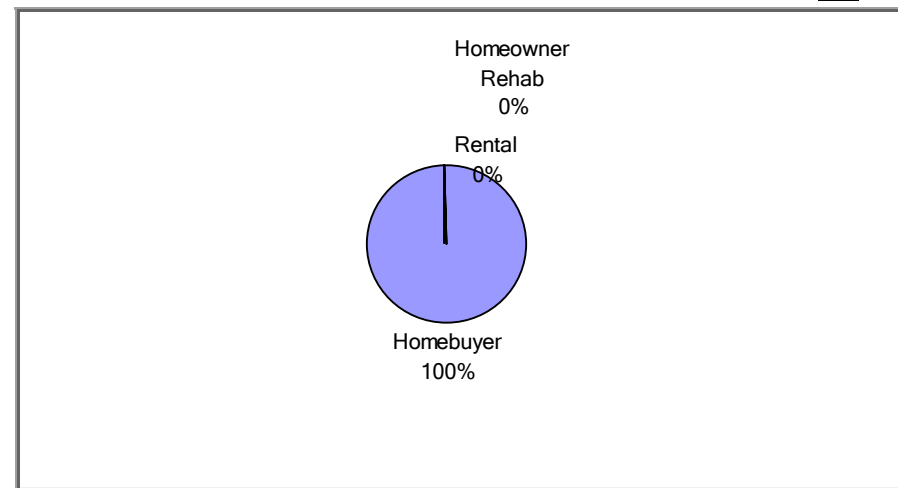
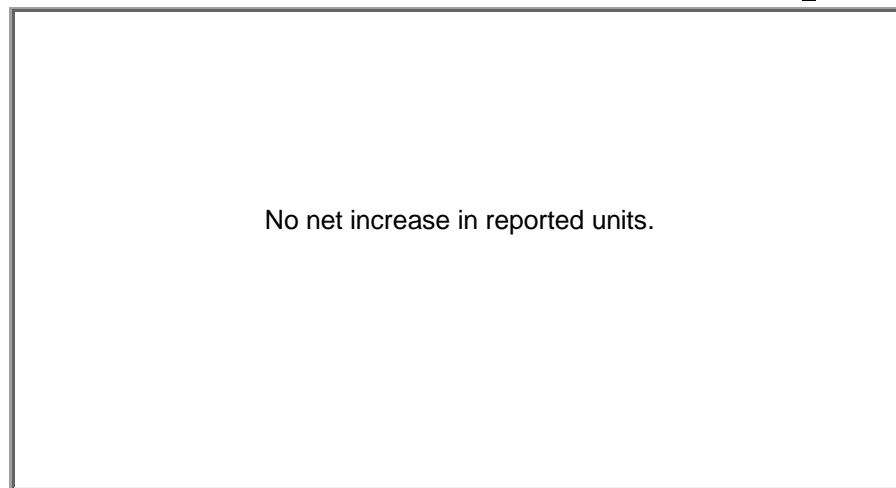
(2) Unit Production - Completions

Last Quarter (July 1 - September 30, 2019)

Net Increase: **0**

Cumulative Since: 2006

Total: **118**



New Tenant-Based Rental Assistance (TBRA): **0 Households**

Tenant-Based Rental Assistance (TBRA) Total: **0 Households**

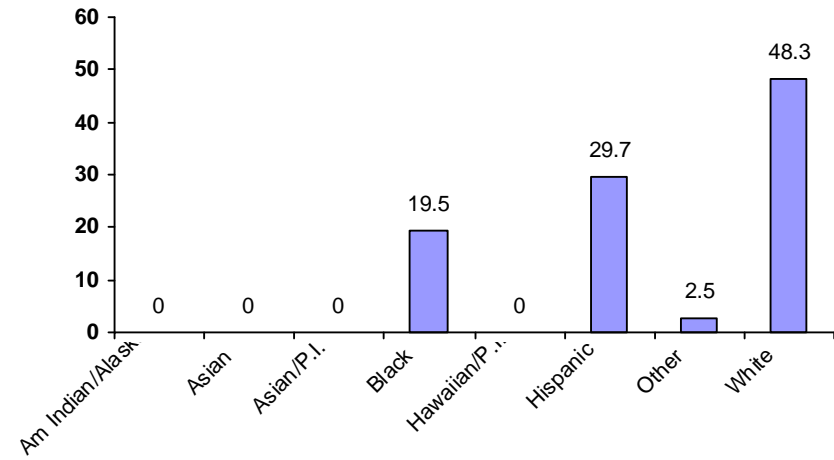
**(3) Production Detail
Racial/Ethnic Breakout**

Rental Projects

No Rental activities.

Avg. Total Dev. Cost (TDC)* Per Unit: **\$0**

Homebuyer Projects



Avg. Total Dev. Cost (TDC)* Per Unit: **\$91,747**

Homeowner Rehabilitation Projects

No Homeowner Rehab activities.

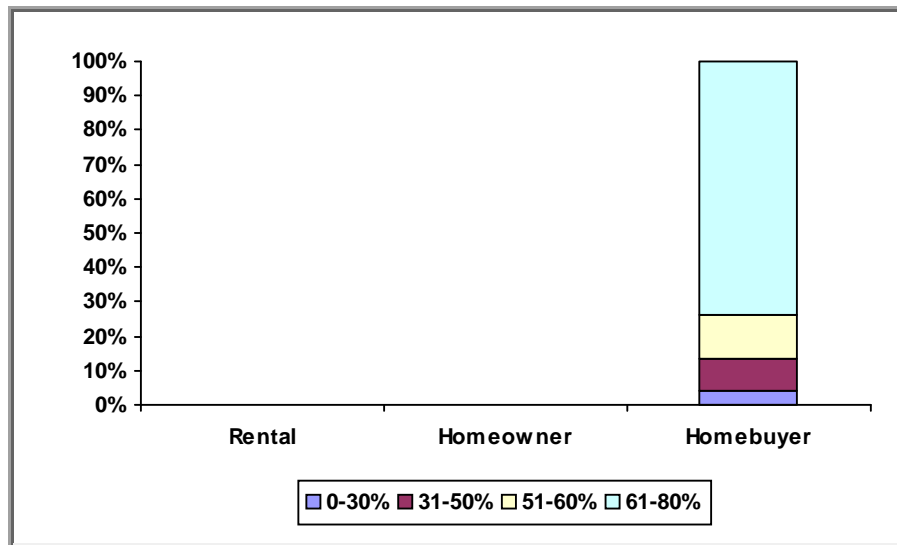
Avg. Total Dev. Cost (TDC)* Per Unit: **\$0**

* TDC - Includes all sources of funds

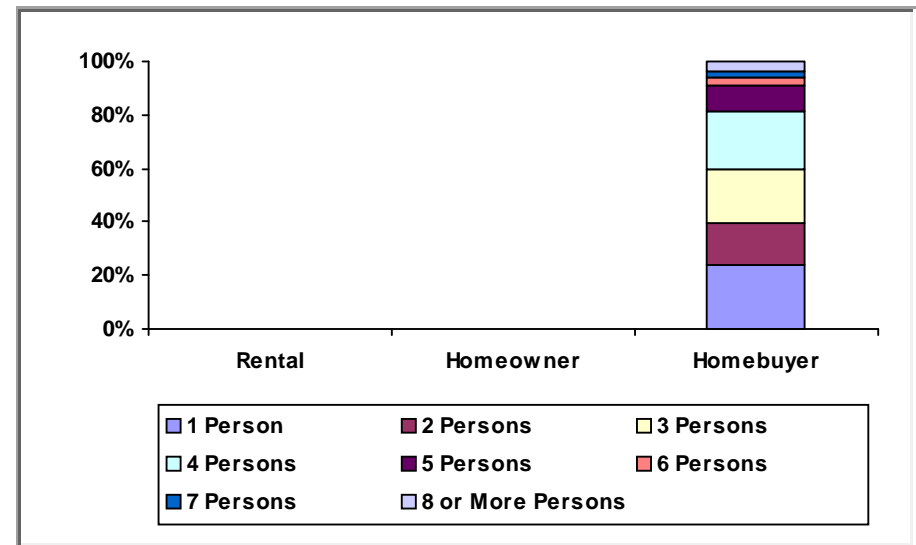
Source: Data entered by HOME Participating Jurisdictions into HUD's Integrated Disbursement and Information System (IDIS)



b. Income Range Breakout



c. Family/Size Breakout



d. Household Type Breakout

