

HOME Investment Partnerships (HOME) Program Program Progress Dashboard



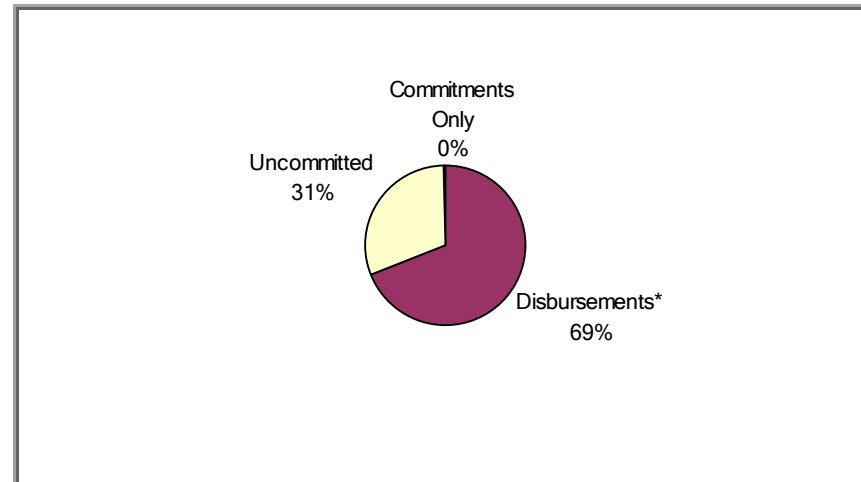
Cumulative as of 9/30/2019

Participating Jurisdiction (PJ): **Guaynabo, PR (Non Rental PJ)**

PJ Since: **1992**

(1) Status of Funds

Total HOME Allocations Received: **\$13,951,384**



* "Disbursements" include previously committed funds.

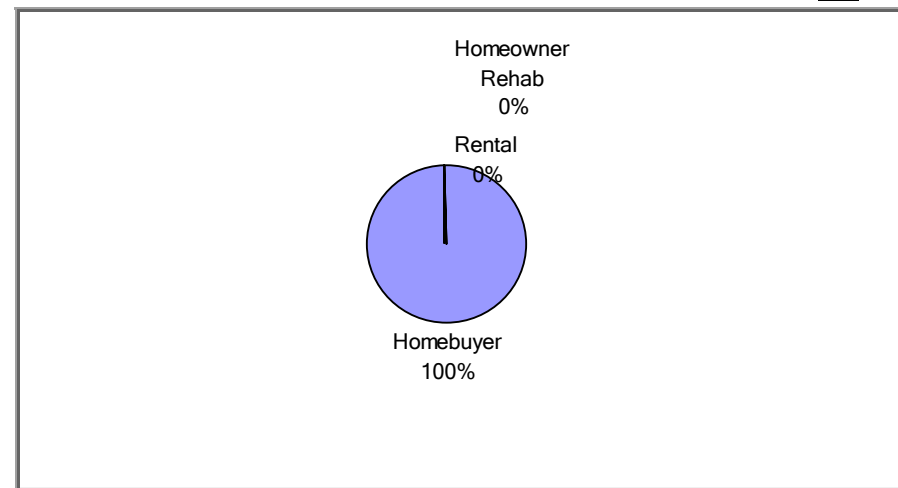
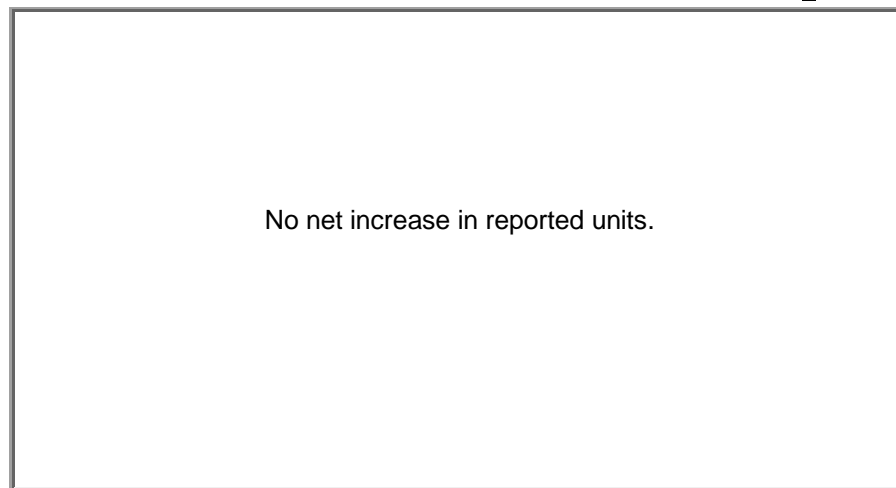
(2) Unit Production - Completions

Last Quarter (July 1 - September 30, 2019)

Net Increase: **0**

Cumulative Since: 1992

Total: **148**



New Tenant-Based Rental Assistance (TBRA): **0 Households**

Tenant-Based Rental Assistance (TBRA) Total: **227 Households**

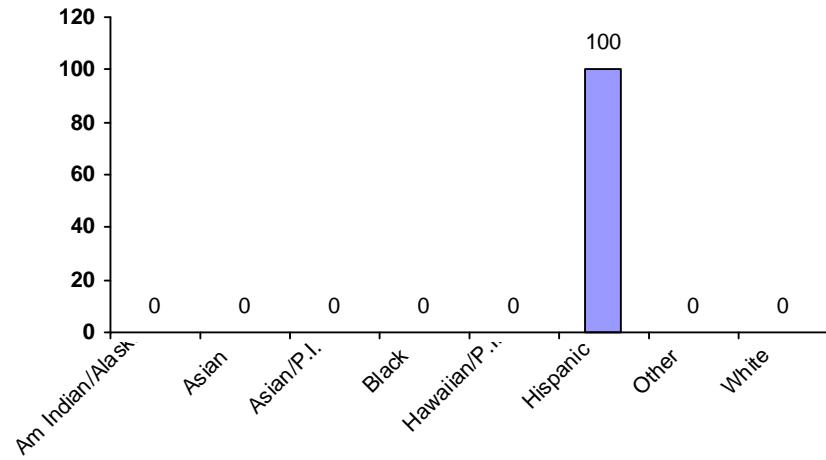
(3) Production Detail Racial/Ethnic Breakout

Rental Projects

No Rental activities.

Avg. Total Dev. Cost (TDC)* Per Unit: **\$0**

Homebuyer Projects



Avg. Total Dev. Cost (TDC)* Per Unit: **\$108,722**

Homeowner Rehabilitation Projects

No Homeowner Rehab activities.

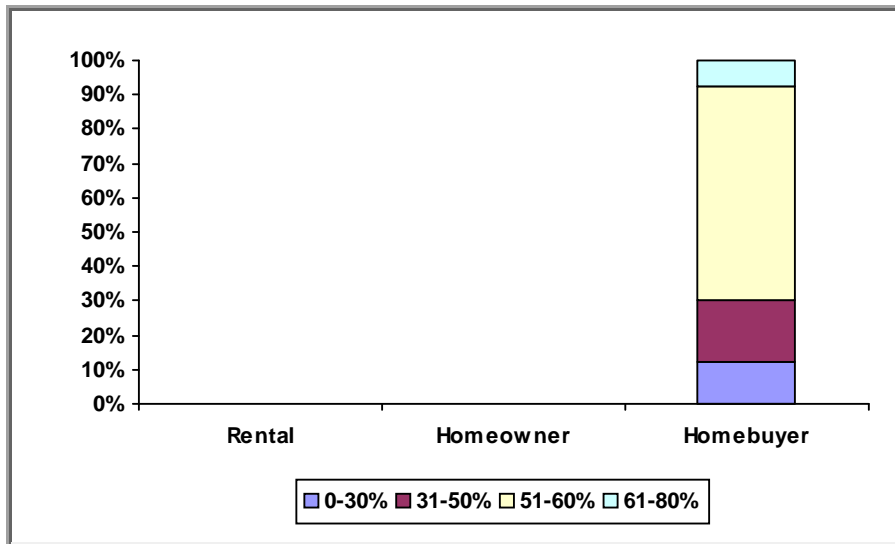
Avg. Total Dev. Cost (TDC)* Per Unit: **\$0**

* TDC - Includes all sources of funds

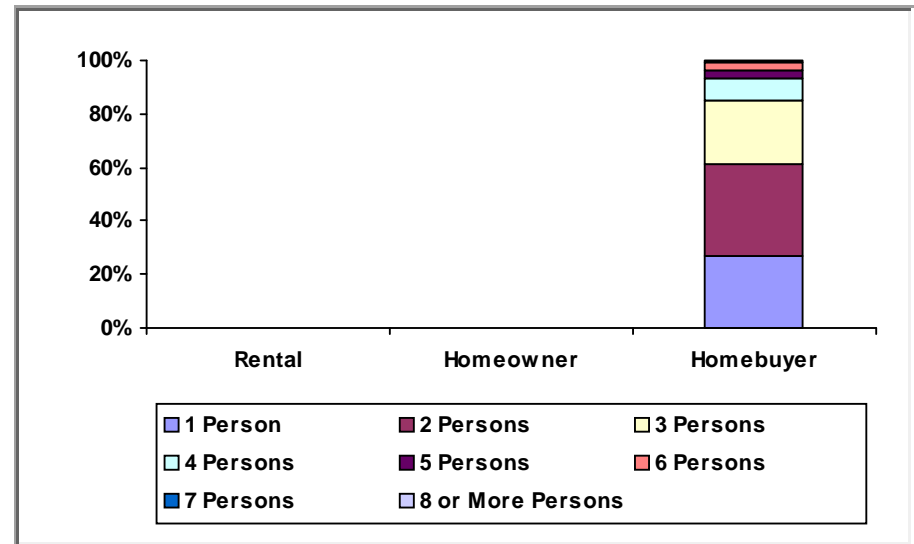
Source: Data entered by HOME Participating Jurisdictions into HUD's Integrated Disbursement and Information System (IDIS)



b. Income Range Breakout



c. Family/Size Breakout



d. Household Type Breakout

