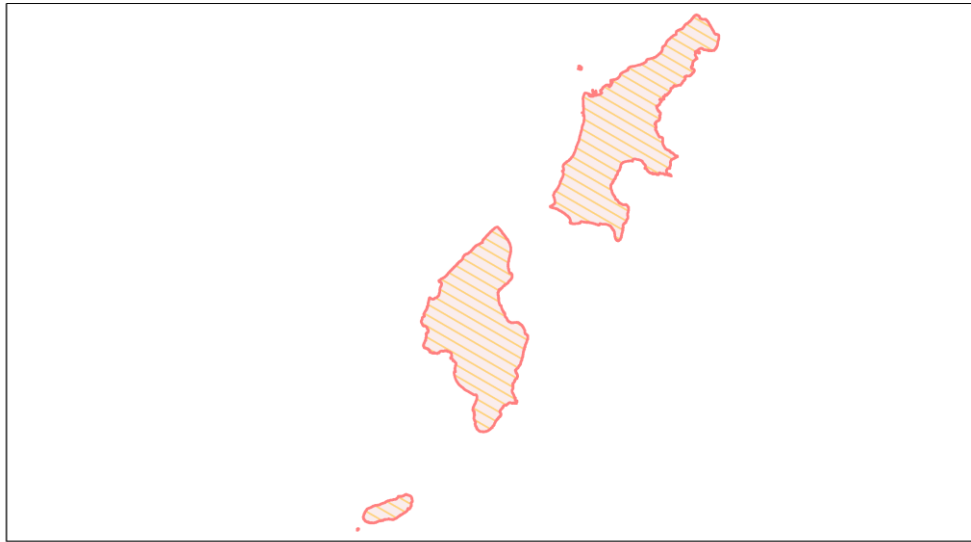
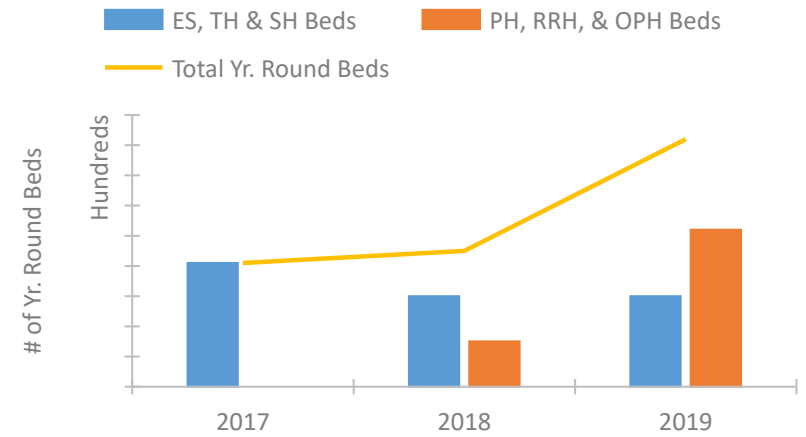


Northern Marianas Continuum of Care Performance Profile

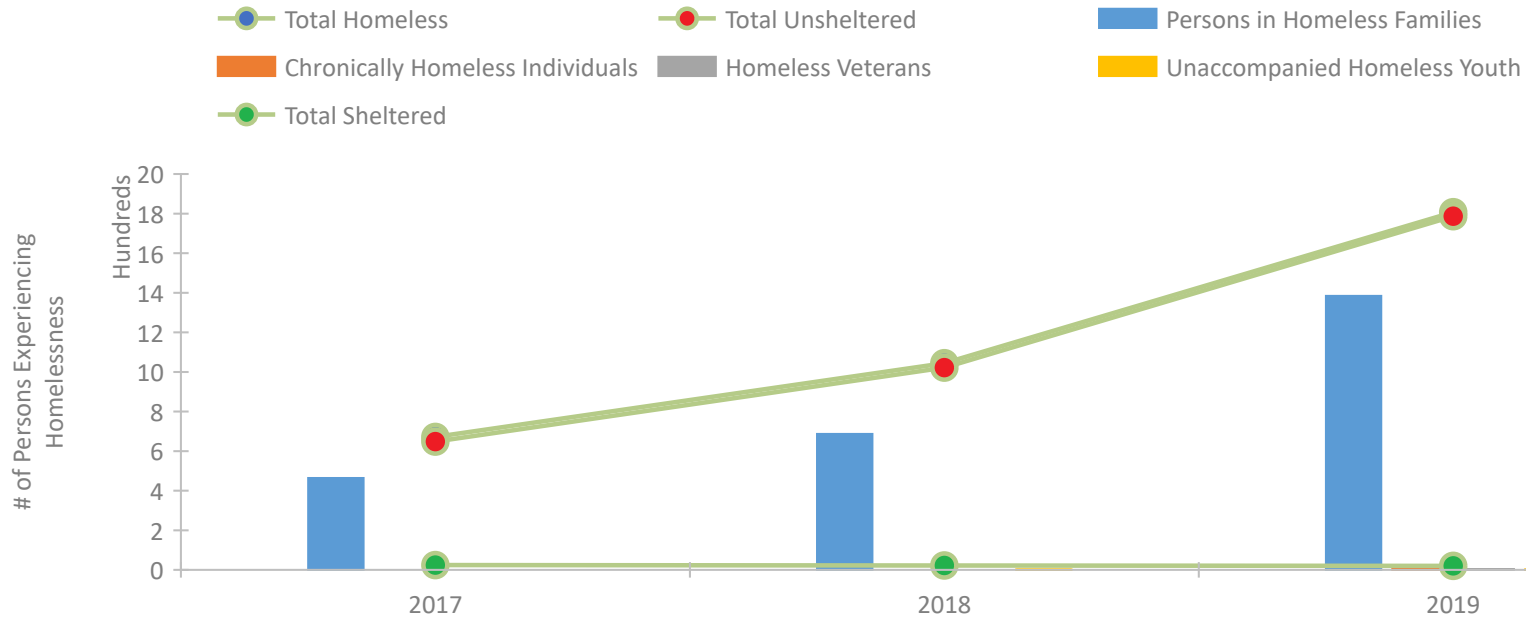


2019 CoC Boundaries 2018 CoC Boundaries

Housing Inventory Count by Program Type

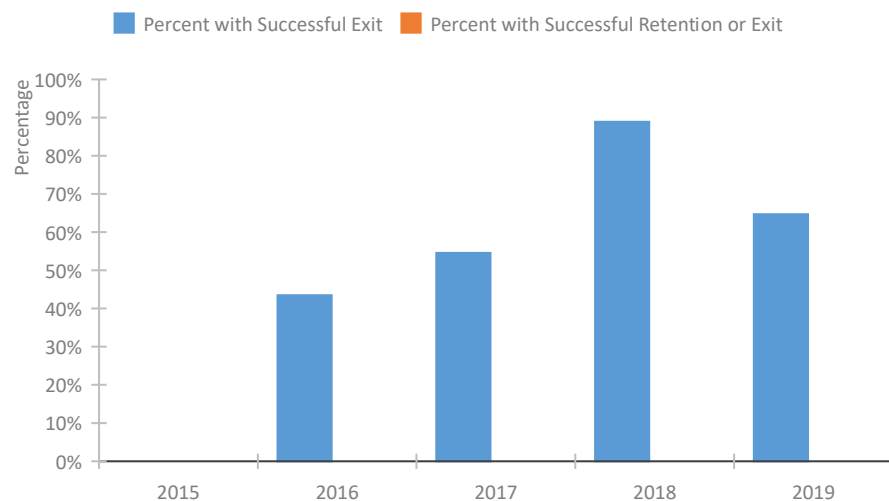


Homeless Population – Point-in-Time (PIT) Count

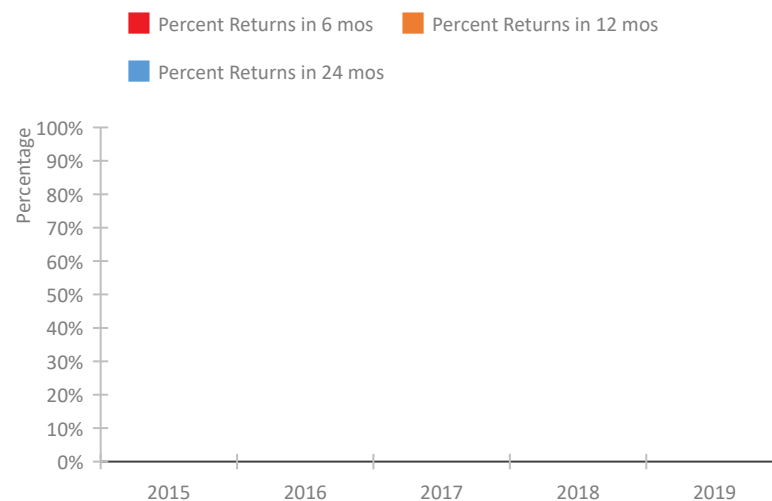


Northern Marianas Continuum of Care Performance Profile

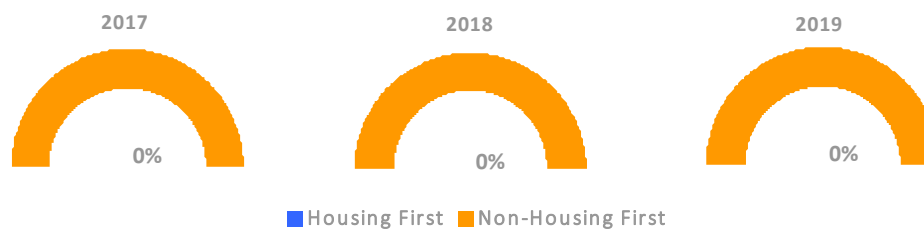
Exits to Permanent Housing by Program Type



Returns to Homelessness Over Time



Proportion of Housing First Projects by Year



Number of Projects by Year

	2017	2018	2019
Housing First Projects	0	0	0
Non-Housing First Projects	0	0	0

Data Summary: Northern Marianas

Point-In-Time Count Summary

	2015	2016	2017	2018	2019	2018-19 Change	% Change
Number of Sheltered Persons in Families	--	--	13	0	2	2	100%
Number of Unsheltered Persons in Families	--	--	451	687	1,382	695	101%
Number of Sheltered Individuals	--	--	11	22	18	-4	-18%
Number of Unsheltered Individuals	--	--	197	335	405	70	21%
Total Homeless Persons	--	--	672	1,044	1,807	763	73%
Number of Sheltered Families	--	--	3	0	1	1	100%
Number of Unsheltered Families	--	--	128	151	296	145	96%
Number of Total Families	--	--	131	151	297	146	97%
Sheltered Chronically Homeless Individuals	--	--	0	0	16	16	100%
Unsheltered Chronically Homeless Individuals	--	--	0	0	6	6	100%
Total Chronically Homeless Individuals	--	--	0	0	22	22	100%
Sheltered Veterans	--	--	0	0	0	0	--
Unsheltered Veterans	--	--	0	0	4	4	100%
Total Veterans	--	--	0	0	4	4	100%
Sheltered Unaccompanied Youth (up to 24)	--	--	0	2	1	-1	-50%
Unsheltered Unaccompanied Youth (up to 24)	--	--	0	0	1	1	100%
Total Unaccompanied Youth (up to 24)	--	--	0	2	2	0	0%

System Performance Measures Summary

	2015	2016	2017	2018	2019	2018-19 Change	% Change
Rate People Return to Homelessness in 6 Months	--	--	--	0.0%	0.0%	0%	N/A
Number of People who are Homeless for the First Time	0	18	42	33	33	0	0%
Rate People Exit from ES, SH, TH, and RRH to PH	--	43.5%	54.5%	88.9%	64.7%	-24.2%	N/A
Rate People in PSH and OPH Retain or Exit to PH	--	--	--	--	--	--	N/A

Housing Inventory Count Summary

	2015	2016	2017	2018	2019	2018-19 Change	% Change
Emergency Shelter (ES)	--	--	41	30	30	0	0%
Rapid Re-Housing (RRH)	--	--	--	15	52	37	247%

Award Summary

	2015	2016	2017	2018	2019	2018-19 Change	% Change
Continuum of Care (CoC)	--	--	--	\$14,244	\$13,983	(\$261)	-2%
Emergency Solutions Grants (ESG)	\$74,478	\$74,900	\$75,974	\$77,332	\$77,346	\$14	0%