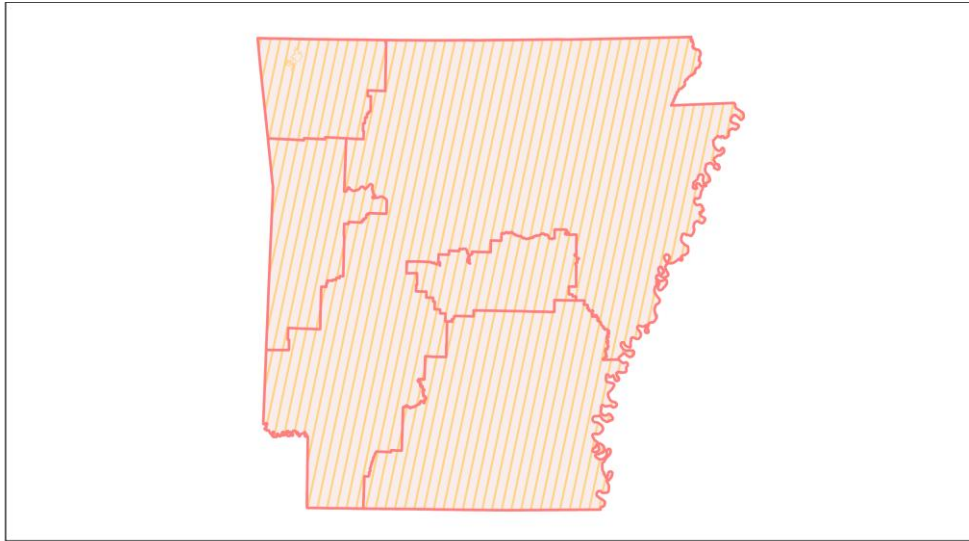
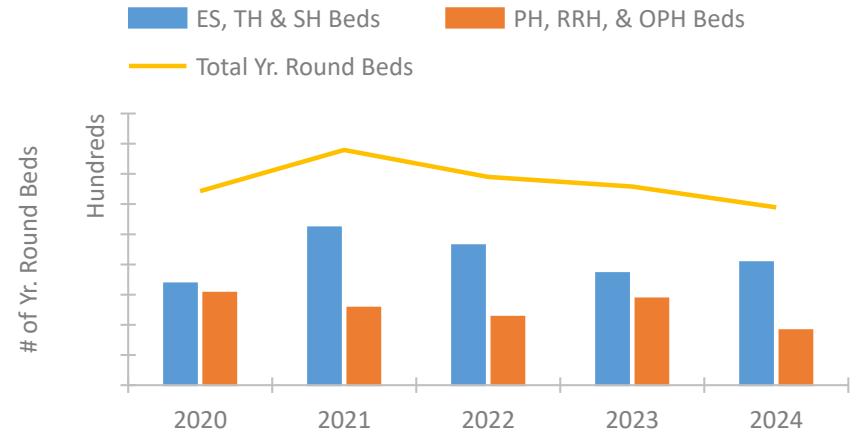


## Arkansas Continuum of Care Performance Profile

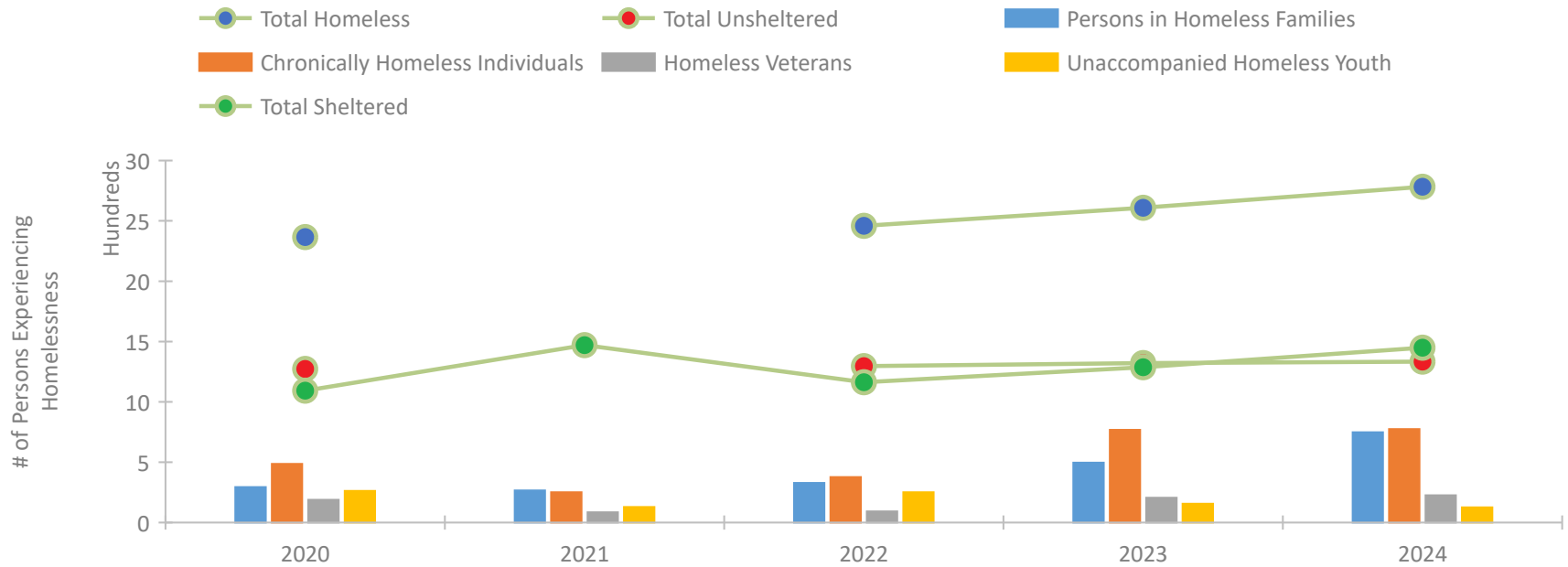


2024 CoC Boundaries / 2023 CoC Boundaries

### Housing Inventory Count by Program Type



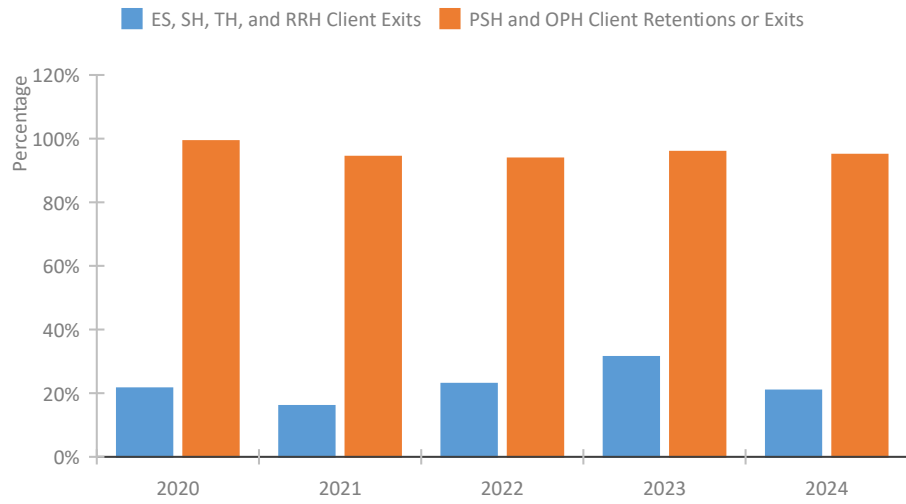
### Homeless Population – Point-in-Time (PIT) Count\*



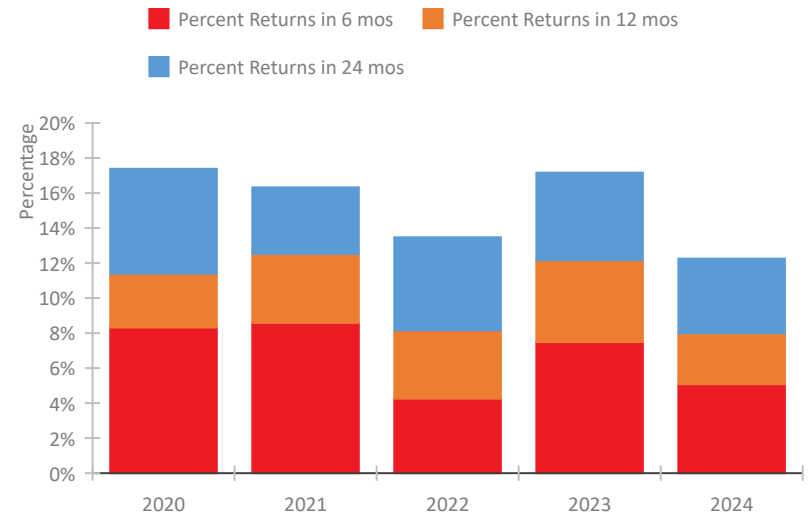
\*In 2021, HUD gave communities the option to cancel or modify the unsheltered survey portion of their counts based on the potential risk of COVID-19 transmission associated with conducting an in-person survey. As a result, HUD has excluded the unsheltered population sub-totals and all unsheltered sub-population data for this reporting period. The user is cautioned that the unsheltered and total homeless counts reported here may be missing data.

# Arkansas Continuum of Care Performance Profile

## Exits to Permanent Housing by Program Type



## Returns to Homelessness Over Time



## Data Summary: Arkansas

### Point-In-Time Count Summary\*

|   | 2020         | 2021         | 2022         | 2023         | 2024         | 2023-24 Change | % Change    |
|---|--------------|--------------|--------------|--------------|--------------|----------------|-------------|
| Number of Sheltered Persons in Families       | 223          | 266          | 202          | 356          | 613          | 257            | 72%         |
| Number of Unsheltered Persons in Families     | 70           | --           | 126          | 140          | 135          | -5             | -4%         |
| Number of Sheltered Individuals               | 870          | 1,204        | 961          | 931          | 836          | -95            | -10%        |
| Number of Unsheltered Individuals             | 1,203        | --           | 1,170        | 1,182        | 1,199        | 17             | 1%          |
| <b>Total Homeless Persons</b>                 | <b>2,366</b> | <b>1,470</b> | <b>2,459</b> | <b>2,609</b> | <b>2,783</b> | <b>174</b>     | <b>7%</b>   |
| Number of Sheltered Families                  | 75           | 88           | 59           | 108          | 182          | 74             | 69%         |
| Number of Unsheltered Families                | 26           | --           | 32           | 41           | 40           | -1             | -2%         |
| <b>Number of Total Families</b>               | <b>101</b>   | <b>88</b>    | <b>91</b>    | <b>149</b>   | <b>222</b>   | <b>73</b>      | <b>49%</b>  |
| Sheltered Chronically Homeless Individuals    | 105          | 251          | 168          | 202          | 194          | -8             | -4%         |
| Unsheltered Chronically Homeless Individuals  | 381          | --           | 208          | 566          | 580          | 14             | 2%          |
| <b>Total Chronically Homeless Individuals</b> | <b>486</b>   | <b>251</b>   | <b>376</b>   | <b>768</b>   | <b>774</b>   | <b>6</b>       | <b>1%</b>   |
| Sheltered Veterans                            | 107          | 85           | 57           | 121          | 144          | 23             | 19%         |
| Unsheltered Veterans                          | 81           | --           | 35           | 84           | 82           | -2             | -2%         |
| <b>Total Veterans</b>                         | <b>188</b>   | <b>85</b>    | <b>92</b>    | <b>205</b>   | <b>226</b>   | <b>21</b>      | <b>10%</b>  |
| Sheltered Unaccompanied Youth (up to 24)      | 88           | 129          | 132          | 73           | 43           | -30            | -41%        |
| Unsheltered Unaccompanied Youth (up to 24)    | 174          | --           | 119          | 83           | 82           | -1             | -1%         |
| <b>Total Unaccompanied Youth (up to 24)</b>   | <b>262</b>   | <b>129</b>   | <b>251</b>   | <b>156</b>   | <b>125</b>   | <b>-31</b>     | <b>-20%</b> |

### System Performance Measures Summary

|  | 2020  | 2021  | 2022  | 2023  | 2024  | 2023-24 Change | % Change |
|--|-------|-------|-------|-------|-------|----------------|----------|
| Rate People Return to Homelessness in 6 Months       | 8.3%  | 8.6%  | 4.3%  | 7.5%  | 5.1%  | -2.4%          | N/A      |
| Number of People who are Homeless for the First Time | 2,420 | 2,748 | 5,638 | 5,445 | 4,728 | -717           | -13.2%   |
| Rate People Exit from ES, SH, TH, and RRH to PH      | 21.5% | 16.0% | 22.9% | 31.4% | 20.8% | -10.6%         | N/A      |
| Rate People in PSH and OPH Retain or Exit to PH      | 99.2% | 94.3% | 93.8% | 95.8% | 94.9% | -0.9%          | N/A      |

### Housing Inventory Count Summary

|                                    | 2020  | 2021  | 2022  | 2023  | 2024  | 2023-24 Change | % Change |
|------------------------------------|-------|-------|-------|-------|-------|----------------|----------|
| Emergency Shelter (ES)             | 1,330 | 2,238 | 1,920 | 1,458 | 1,579 | 121            | 8%       |
| Transitional Housing (TH)          | 356   | 377   | 398   | 397   | 457   | 60             | 15%      |
| Permanent Supportive Housing (PSH) | 1,040 | 763   | 762   | 1,181 | 594   | -587           | -50%     |
| Rapid Re-Housing (RRH)             | 490   | 519   | 348   | 254   | 308   | 54             | 21%      |
| Other Permanent Housing (OPH)      | --    | --    | 22    | --    | 8     | --             | --       |

### Award Summary

|   | 2020        | 2021        | 2022        | 2023        | 2024        | 2023-24 Change | % Change |
|---|-------------|-------------|-------------|-------------|-------------|----------------|----------|
| <b>Continuum of Care (CoC)</b>          | \$4,383,379 | \$4,205,141 | \$3,911,243 | \$4,193,077 | \$4,594,403 | \$401,326      | 10%      |
| <b>Emergency Solutions Grants (ESG)</b> | \$2,264,323 | \$2,261,347 | \$2,280,574 | \$2,315,051 | \$2,296,487 | (\$18,564)     | -1%      |

\*In 2021, HUD gave communities the option to cancel or modify the unsheltered survey portion of their counts based on the potential risk of COVID-19 transmission associated with conducting an in-person survey. As a result, HUD has excluded the unsheltered population sub-totals and all unsheltered sub-population data for this reporting period. The user is cautioned that the unsheltered and total homeless counts reported here may be missing data.