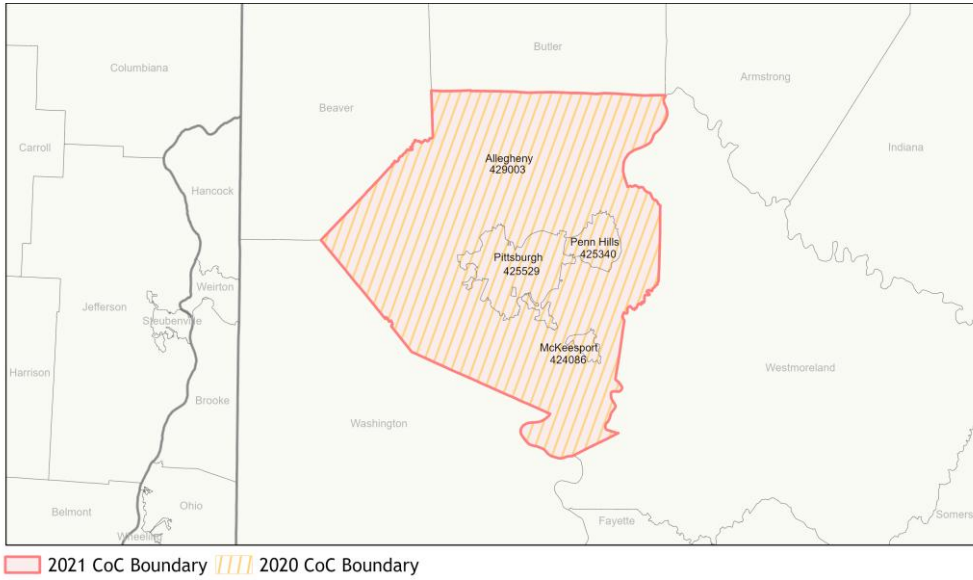
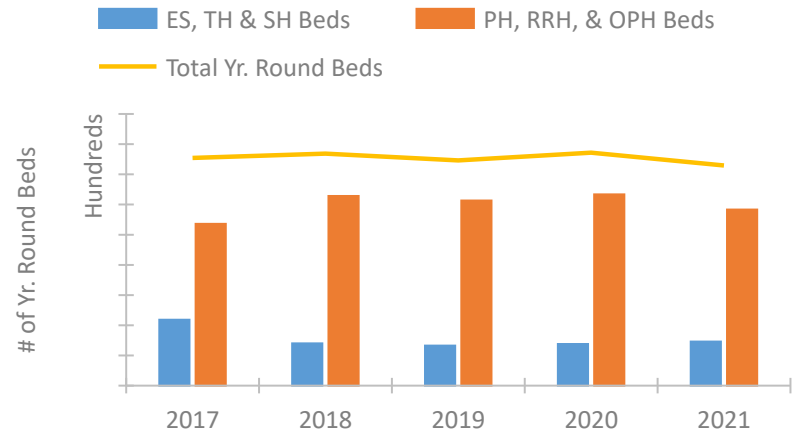


CoC Performance Profile PA-600

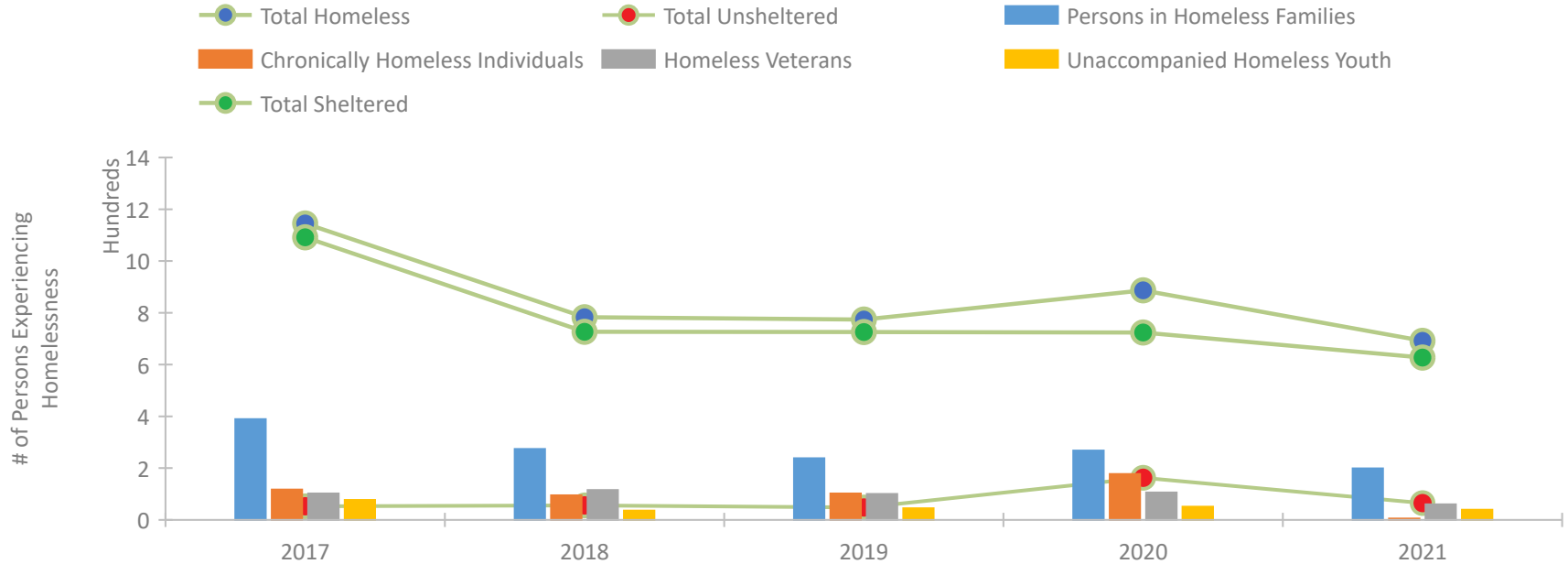
Pittsburgh, McKeesport, Penn Hills/Allegheny County CoC



Housing Inventory Count by Program Type



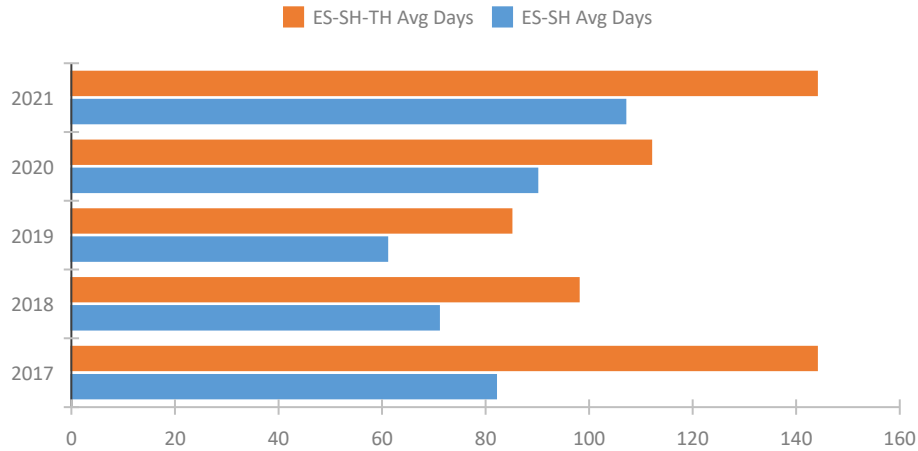
Homeless Population – Point-in-Time (PIT) Count*



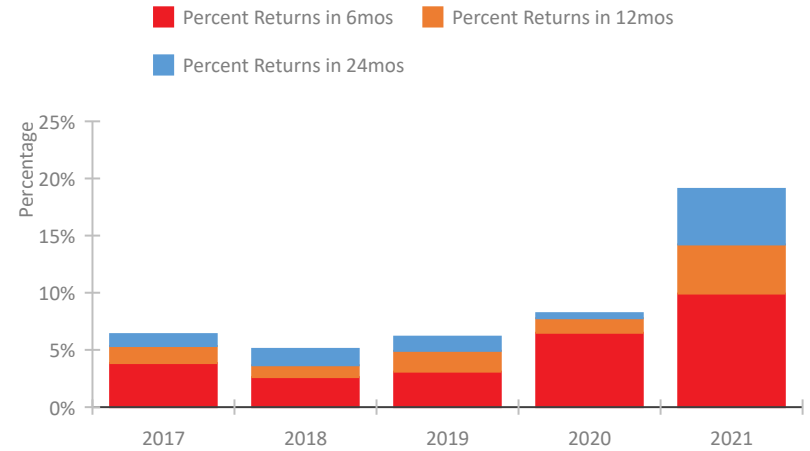
*In 2021, HUD gave communities the option to cancel or modify the unsheltered survey portion of their counts based on the potential risk of COVID-19 transmission associated with conducting an in-person survey. As a result, HUD has excluded the unsheltered population sub-totals and all unsheltered sub-population data for this reporting period. The user is cautioned that the unsheltered and total homeless counts reported here may be missing data.

CoC Performance Profile PA-600 Pittsburgh, McKeesport, Penn Hills/Allegheny County CoC

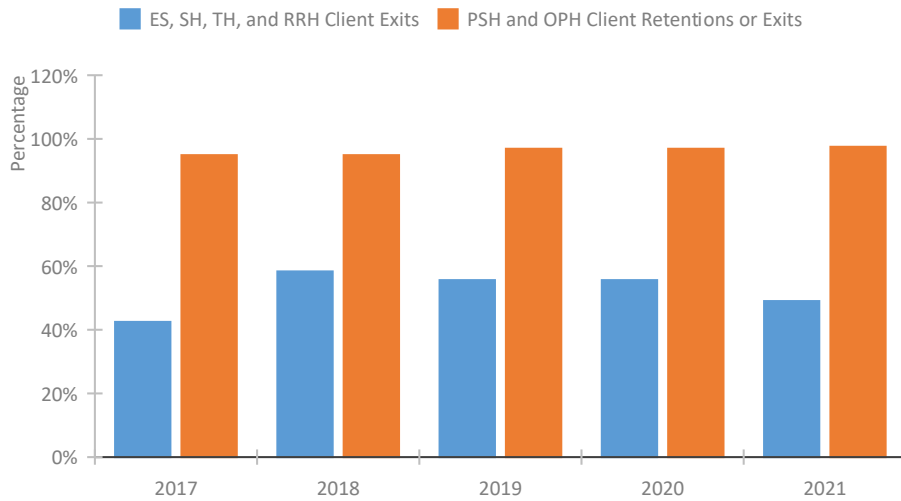
Length of Time Homeless



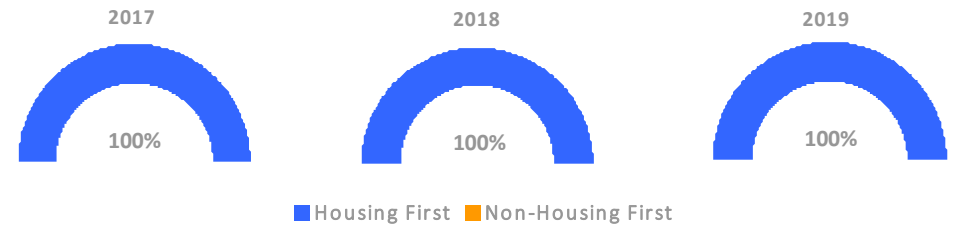
Returns to Homelessness Over Time



Exits to Permanent Housing by Program Type



Proportion of Housing First Projects by Year†



Number of Projects by Year

	2017	2018	2019
Housing First Projects	68	66	62
Non-Housing First Projects	0	0	0

†2021 Data unavailable at the time of report publication. In 2020 HUD awarded renewal projects noncompetitively, therefore no new data was collected and Housing First data remains the same from 2019 to 2020.

Data Summary: PA-600 Pittsburgh, McKeesport, Penn Hills/Allegheny County CoC

Point-In-Time Count Summary*

	2017	2018	2019	2020	2021	2020-21 Change	% Change
Number of Sheltered Persons in Families	389	274	238	268	199	-69	-26%
Number of Unsheltered Persons in Families	0	0	0	0	--	--	--
Number of Sheltered Individuals	703	453	488	456	428	-28	-6%
Number of Unsheltered Individuals	53	56	48	163	--	--	--
Total Homeless Persons	1,145	783	774	887	627	-260	-29%
Number of Sheltered Families	120	85	72	76	60	-16	-21%
Number of Unsheltered Families	0	0	0	0	--	--	--
Number of Total Families	120	85	72	76	60	-16	-21%
Sheltered Chronically Homeless Individuals	98	75	80	131	5	-126	-96%
Unsheltered Chronically Homeless Individuals	19	20	22	46	--	--	--
Total Chronically Homeless Individuals	117	95	102	177	5	-172	-97%
Sheltered Veterans	95	112	97	96	60	-36	-38%
Unsheltered Veterans	7	3	3	10	--	--	--
Total Veterans	102	115	100	106	60	-46	-43%
Sheltered Unaccompanied Youth (up to 24)	75	34	38	40	39	-1	-2%
Unsheltered Unaccompanied Youth (up to 24)	2	2	7	11	--	--	--
Total Unaccompanied Youth (up to 24)	77	36	45	51	39	-12	-24%

System Performance Measures Summary

	2017	2018	2019	2020	2021	2020-21 Change	% Change
Average Length of Time Homeless (days)	144	98	85	112	144	32	28.6%
Rate People Return to Homelessness in 6 Months	3.9%	2.6%	3.1%	6.5%	9.9%	3.4%	N/A
Number of People who are Homeless for the First Time	3,726	3,302	3,185	2,587	2,074	-513	-19.8%
Rate People Exit from ES, SH, TH, and RRH to PH	42.5%	58.4%	55.6%	55.6%	49.0%	-6.6%	N/A
Rate People in PSH and OPH Retain or Exit to PH	94.9%	94.9%	96.9%	96.9%	97.5%	0.6%	N/A

Housing Inventory Count Summary

	2017	2018	2019	2020	2021	2020-21 Change	% Change
Emergency Shelter (ES)	521	509	487	523	556	33	6%
Safe Haven (SH)	40	6	7	8	5	-3	-38%
Transitional Housing (TH)	531	186	169	159	169	10	6%
Permanent Supportive Housing (PSH)	2,181	2,334	2,376	2,315	2,154	-161	-7%
Rapid Re-Housing (RRH)	442	710	691	854	722	-132	-15%
Other Permanent Housing (OPH)	58	98	--	--	40	--	--

Award Summary

	2017	2018	2019	2020	2021	2020-21 Change	% Change
Continuum of Care (CoC)	\$17,804,312	\$20,406,399	\$20,825,385	\$21,805,362	\$23,078,686	\$1,273,324	6%
Emergency Solutions Grants (ESG)	\$2,274,113	\$2,271,078	\$2,345,417	\$2,421,899	\$2,403,828	(\$18,071)	-1%
Youth Homelessness Demonstration Program (YHDP)	--	\$3,496,254	--	--	--	--	--

*In 2021, HUD gave communities the option to cancel or modify the unsheltered survey portion of their counts based on the potential risk of COVID-19 transmission associated with conducting an in-person survey. As a result, HUD has excluded the unsheltered population sub-totals and all unsheltered sub-population data for this reporting period. The user is cautioned that the unsheltered and total homeless counts reported here may be missing data.