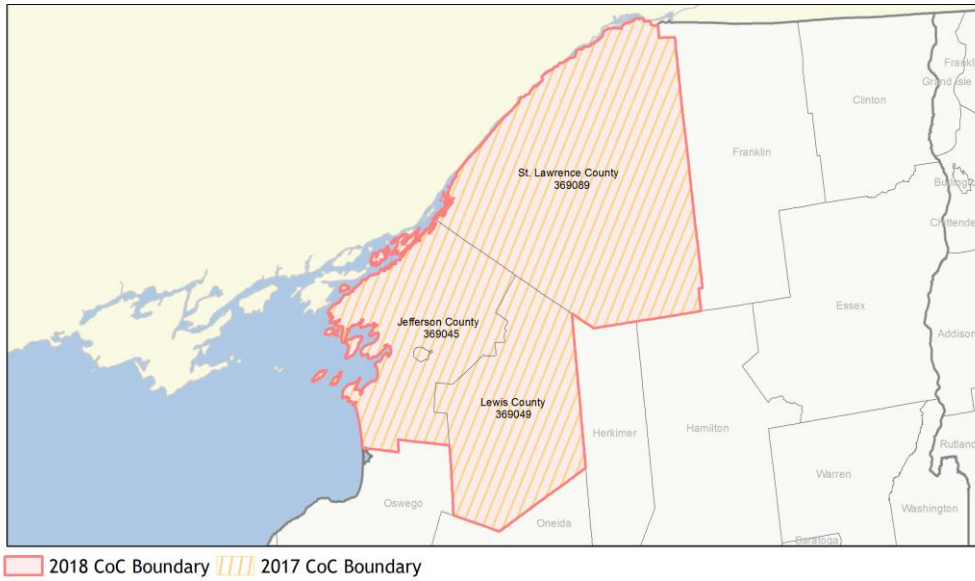
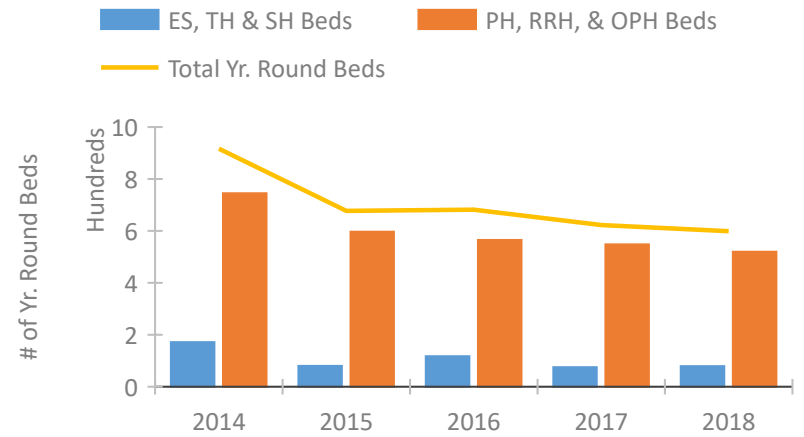


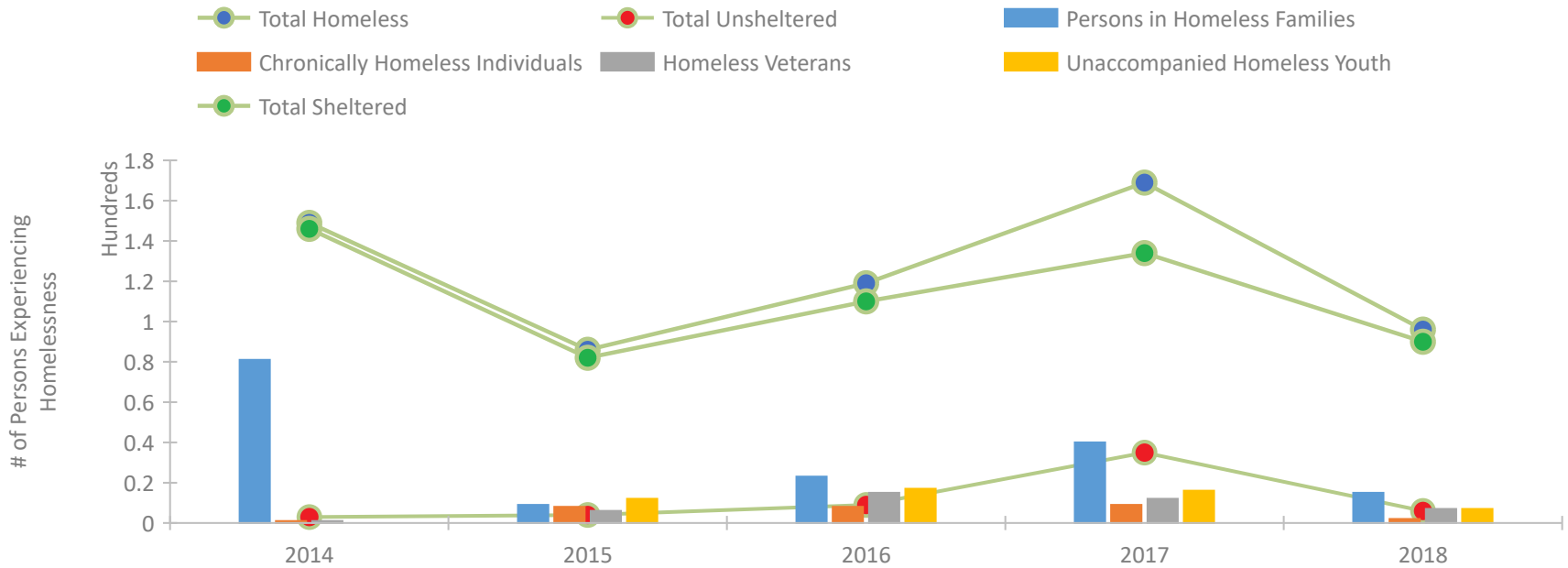
## CoC Performance Profile NY-522 Jefferson, Lewis, St. Lawrence Counties CoC



### Housing Inventory Count by Program Type

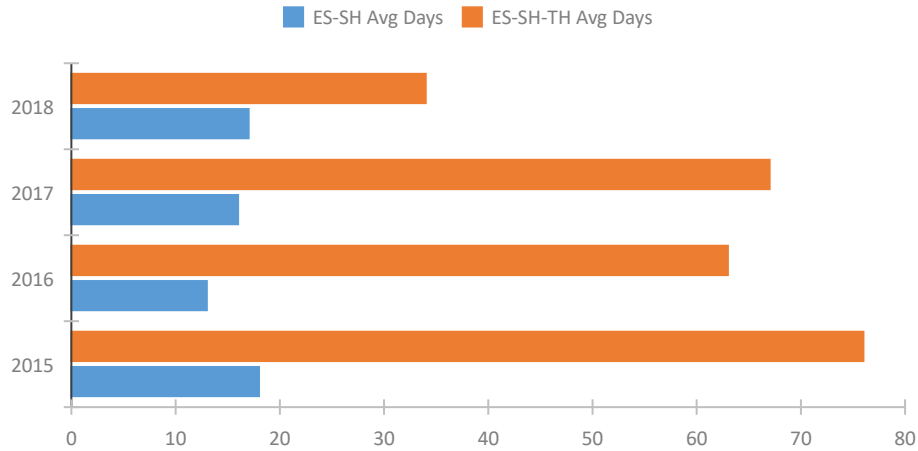


### Homeless Population – Point-in-Time (PIT) Count

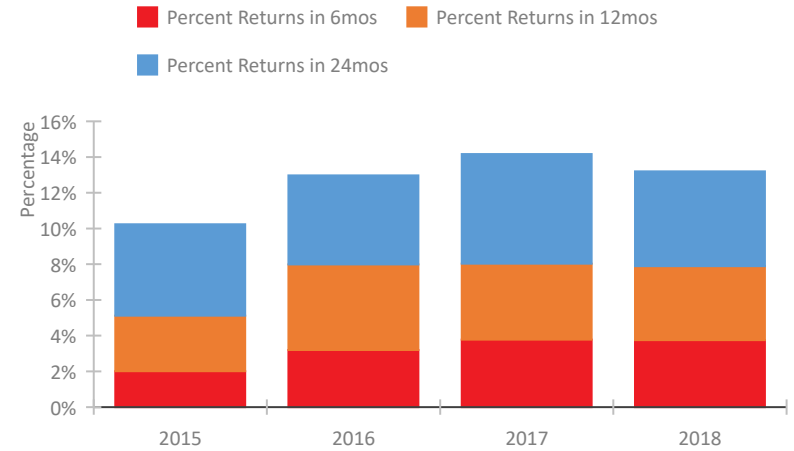


## CoC Performance Profile NY-522 Jefferson, Lewis, St. Lawrence Counties CoC

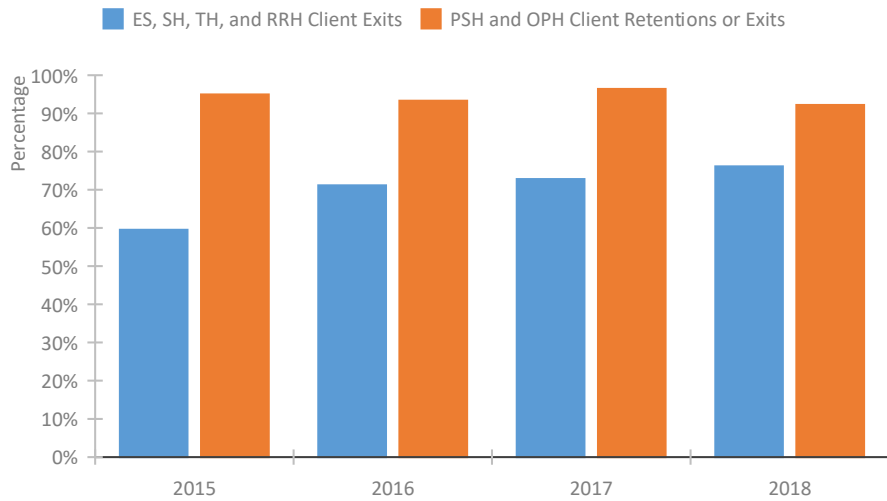
### Length of Time Homeless



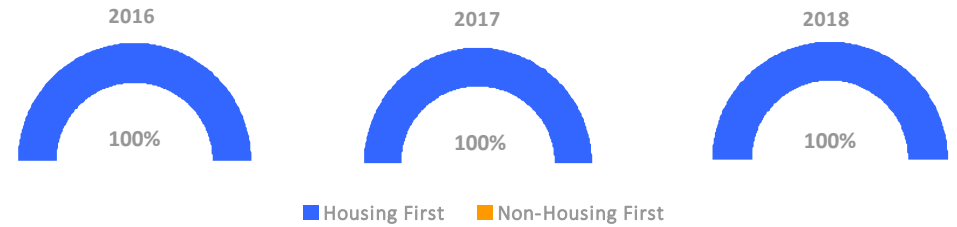
### Returns to Homelessness Over Time



### Exits to Permanent Housing by Program Type



### Proportion of Housing First Projects by Year



#### Number of Projects by Year

	2016	2017	2018
Housing First Projects	9	9	10
Non-Housing First Projects	0	0	0

## Data Summary: NY-522 Jefferson, Lewis, St. Lawrence Counties CoC

### Point-In-Time Count Summary

	2014	2015	2016	2017	2018	2017-18 Change	% Change
Number of Sheltered Persons in Families	78	9	23	25	15	-10	-40%
Number of Unsheltered Persons in Families	3	0	0	15	0	-15	-100%
Number of Sheltered Individuals	68	73	87	109	75	-34	-31%
Number of Unsheltered Individuals	0	4	9	20	6	-14	-70%
<b>Total Homeless Persons</b>	<b>149</b>	<b>86</b>	<b>119</b>	<b>169</b>	<b>96</b>	<b>-73</b>	<b>-43%</b>
Number of Sheltered Families	19	3	9	10	5	-5	-50%
Number of Unsheltered Families	1	0	0	5	0	-5	-100%
<b>Number of Total Families</b>	<b>20</b>	<b>3</b>	<b>9</b>	<b>15</b>	<b>5</b>	<b>-10</b>	<b>-67%</b>
Sheltered Chronically Homeless Individuals	1	5	2	1	0	-1	-100%
Unsheltered Chronically Homeless Individuals	0	3	6	8	2	-6	-75%
<b>Total Chronically Homeless Individuals</b>	<b>1</b>	<b>8</b>	<b>8</b>	<b>9</b>	<b>2</b>	<b>-7</b>	<b>-78%</b>
Sheltered Veterans	1	6	13	9	7	-2	-22%
Unsheltered Veterans	0	0	2	3	0	-3	-100%
<b>Total Veterans</b>	<b>1</b>	<b>6</b>	<b>15</b>	<b>12</b>	<b>7</b>	<b>-5</b>	<b>-42%</b>
Sheltered Unaccompanied Youth (up to 24)	--	12	17	13	4	-9	-69%
Unsheltered Unaccompanied Youth (up to 24)	--	0	0	3	3	0	0%
<b>Total Unaccompanied Youth (up to 24)</b>	<b>--</b>	<b>12</b>	<b>17</b>	<b>16</b>	<b>7</b>	<b>-9</b>	<b>-56%</b>

### System Performance Measures Summary

	2014	2015	2016	2017	2018	2017-18 Change	% Change
Average Length of Time Homeless (days)	N/A	76	63	67	34	-33	-49.3%
Rate People Return to Homelessness in 6 Months	N/A	2.0%	3.2%	3.8%	3.8%	0%	N/A
Number of People who are Homeless for the First Time	N/A	699	903	909	664	-245	-27%
Rate People Exit from ES, SH, TH, and RRH to PH	N/A	59.5%	71.2%	72.8%	76.1%	3.3%	N/A
Rate People in PSH and OPH Retain or Exit to PH	N/A	95.0%	93.3%	96.4%	92.2%	-4.2%	N/A

### Housing Inventory Count Summary

	2014	2015	2016	2017	2018	2017-18 Change	% Change
Emergency Shelter (ES)	48	36	37	15	17	2	13%
Transitional Housing (TH)	124	44	80	60	62	2	3%
Permanent Supportive Housing (PSH)	375	563	351	325	336	11	3%
Rapid Re-Housing (RRH)	18	34	214	223	184	-39	-17%

### Award Summary

	2014	2015	2016	2017	2018	2017-18 Change	% Change
<b>Continuum of Care (CoC)</b>	\$1,242,616	\$1,267,042	\$1,297,889	\$1,290,975	\$1,294,337	\$3,362	0%
<b>ESG (NY state recipient - no direct funding)</b>	\$5,377,468	\$6,095,906	\$6,079,281	\$6,562,502	\$5,956,365	(\$606,137)	-9%