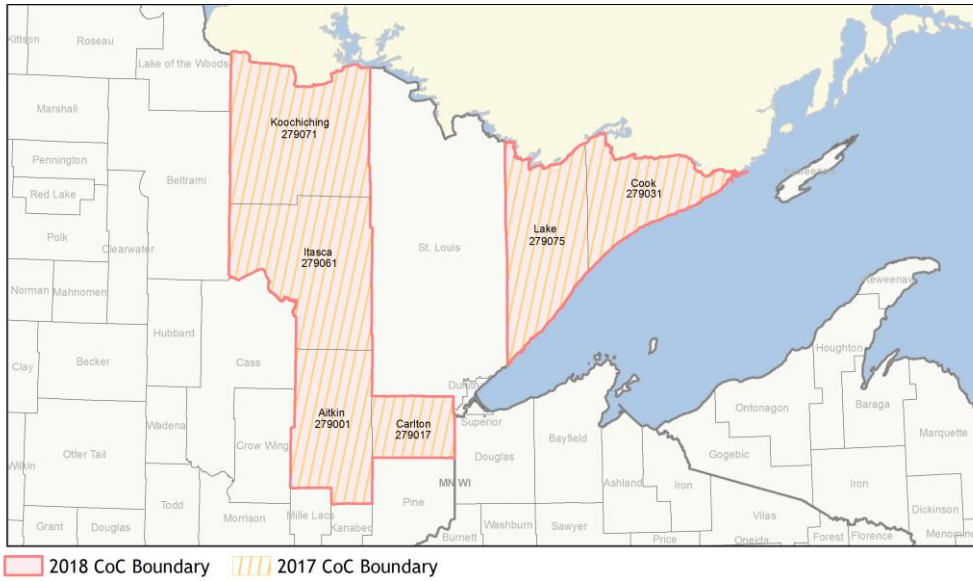
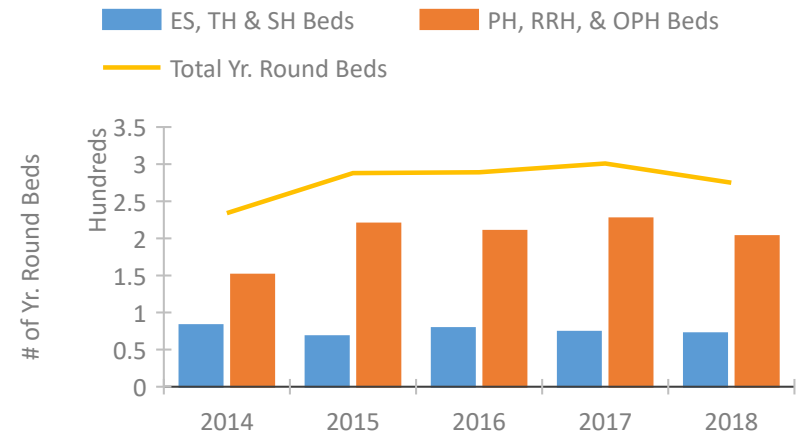


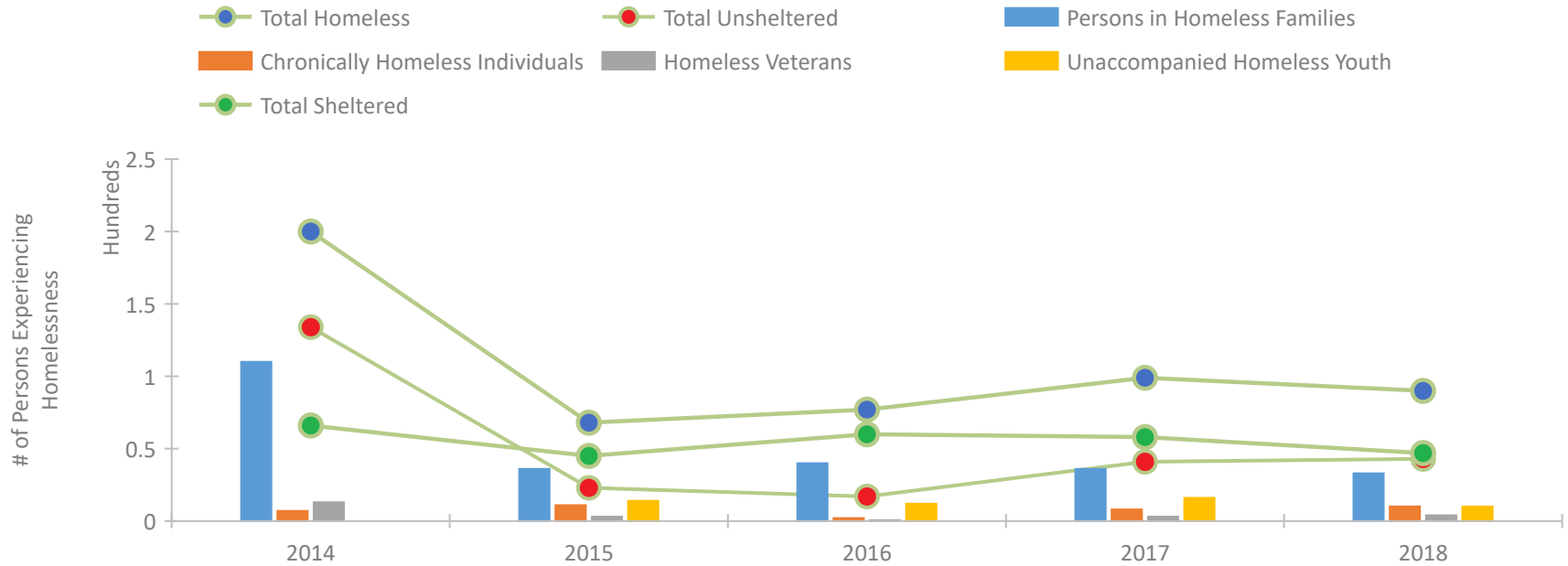
## CoC Performance Profile MN-504 Northeast Minnesota CoC



### Housing Inventory Count by Program Type

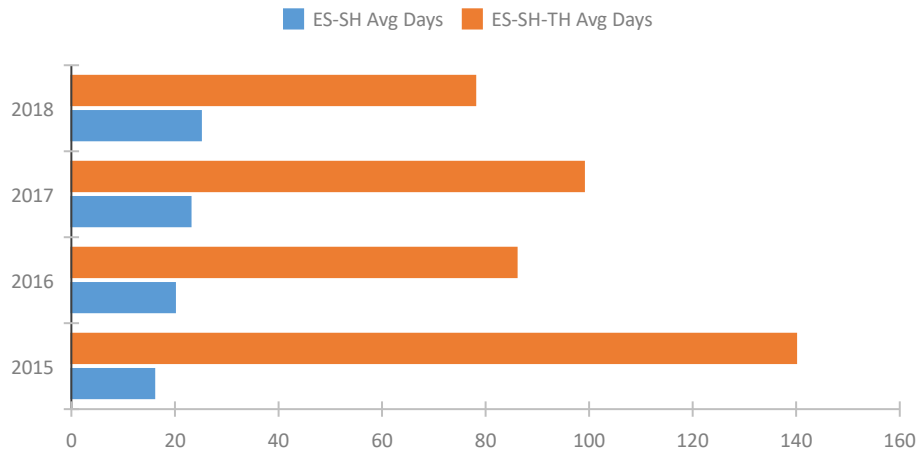


### Homeless Population – Point-in-Time (PIT) Count

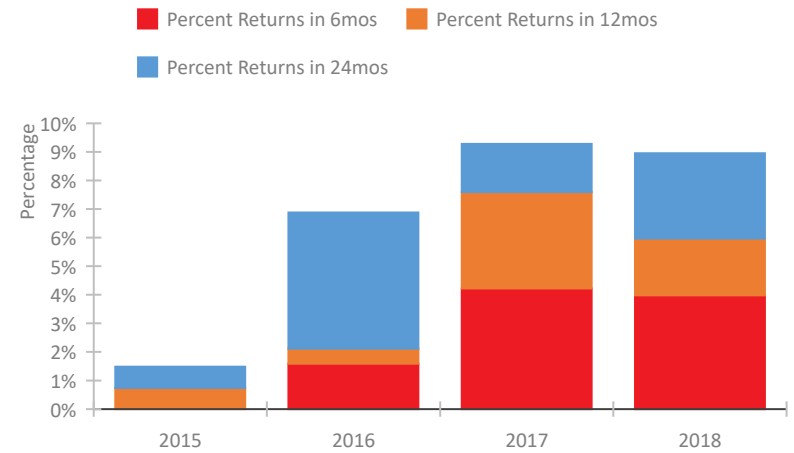


## CoC Performance Profile MN-504 Northeast Minnesota CoC

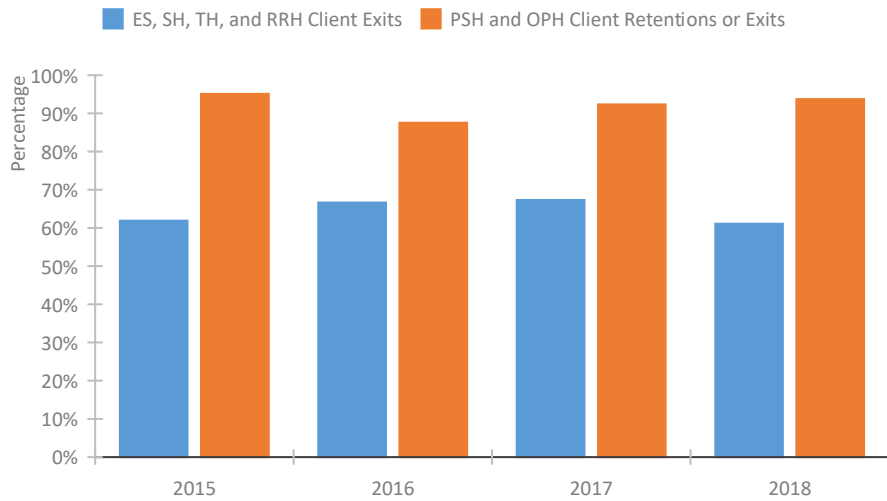
### Length of Time Homeless



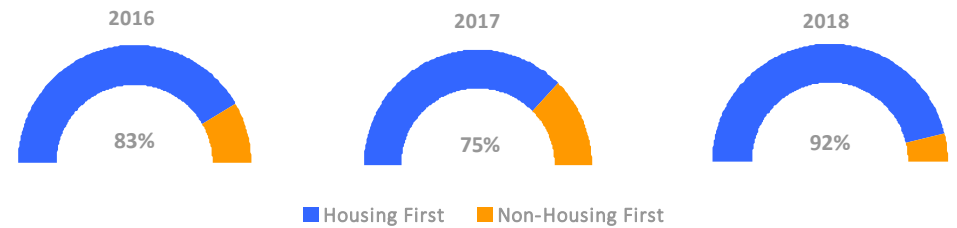
### Returns to Homelessness Over Time



### Exits to Permanent Housing by Program Type



### Proportion of Housing First Projects by Year



#### Number of Projects by Year

	2016	2017	2018
Housing First Projects	10	9	12
Non-Housing First Projects	2	3	1

## Data Summary: MN-504 Northeast Minnesota CoC

### Point-In-Time Count Summary

	2014	2015	2016	2017	2018	2017-18 Change	% Change
Number of Sheltered Persons in Families	54	24	32	24	21	-3	-12%
Number of Unsheltered Persons in Families	56	12	8	12	12	0	0%
Number of Sheltered Individuals	12	21	28	34	26	-8	-24%
Number of Unsheltered Individuals	78	11	9	29	31	2	7%
<b>Total Homeless Persons</b>	<b>200</b>	<b>68</b>	<b>77</b>	<b>99</b>	<b>90</b>	<b>-9</b>	<b>-9%</b>
Number of Sheltered Families	13	7	8	8	8	0	0%
Number of Unsheltered Families	14	4	1	4	3	-1	-25%
<b>Number of Total Families</b>	<b>27</b>	<b>11</b>	<b>9</b>	<b>12</b>	<b>11</b>	<b>-1</b>	<b>-8%</b>
Sheltered Chronically Homeless Individuals	0	0	1	1	3	2	200%
Unsheltered Chronically Homeless Individuals	7	11	1	7	7	0	0%
<b>Total Chronically Homeless Individuals</b>	<b>7</b>	<b>11</b>	<b>2</b>	<b>8</b>	<b>10</b>	<b>2</b>	<b>25%</b>
Sheltered Veterans	5	3	0	3	1	-2	-67%
Unsheltered Veterans	8	0	0	0	3	3	100%
<b>Total Veterans</b>	<b>13</b>	<b>3</b>	<b>0</b>	<b>3</b>	<b>4</b>	<b>1</b>	<b>33%</b>
Sheltered Unaccompanied Youth (up to 24)	--	13	12	15	8	-7	-47%
Unsheltered Unaccompanied Youth (up to 24)	--	1	0	1	2	1	100%
<b>Total Unaccompanied Youth (up to 24)</b>	<b>--</b>	<b>14</b>	<b>12</b>	<b>16</b>	<b>10</b>	<b>-6</b>	<b>-38%</b>

### System Performance Measures Summary

	2014	2015	2016	2017	2018	2017-18 Change	% Change
Average Length of Time Homeless (days)	N/A	140	86	99	78	-21	-21.2%
Rate People Return to Homelessness in 6 Months	N/A	0.0%	1.6%	4.2%	4.0%	-0.2%	N/A
Number of People who are Homeless for the First Time	N/A	273	341	346	359	13	3.8%
Rate People Exit from ES, SH, TH, and RRH to PH	N/A	61.9%	66.7%	67.3%	61.1%	-6.2%	N/A
Rate People in PSH and OPH Retain or Exit to PH	N/A	95.1%	87.6%	92.3%	93.8%	1.4%	N/A

### Housing Inventory Count Summary

	2014	2015	2016	2017	2018	2017-18 Change	% Change
Emergency Shelter (ES)	12	18	27	28	26	-2	-7%
Transitional Housing (TH)	71	50	52	46	46	0	0%
Permanent Supportive Housing (PSH)	151	159	158	179	173	-6	-3%
Rapid Re-Housing (RRH)	--	61	52	48	30	-18	-38%

### Award Summary

	2014	2015	2016	2017	2018	2017-18 Change	% Change
<b>Continuum of Care (CoC)</b>	\$440,878	\$442,121	\$441,917	\$444,029	\$460,318	\$16,289	4%
<b>ESG (MN state recipient - no direct funding)</b>	\$1,908,855	\$2,078,744	\$2,064,352	\$2,060,135	\$2,055,825	(\$4,310)	0%