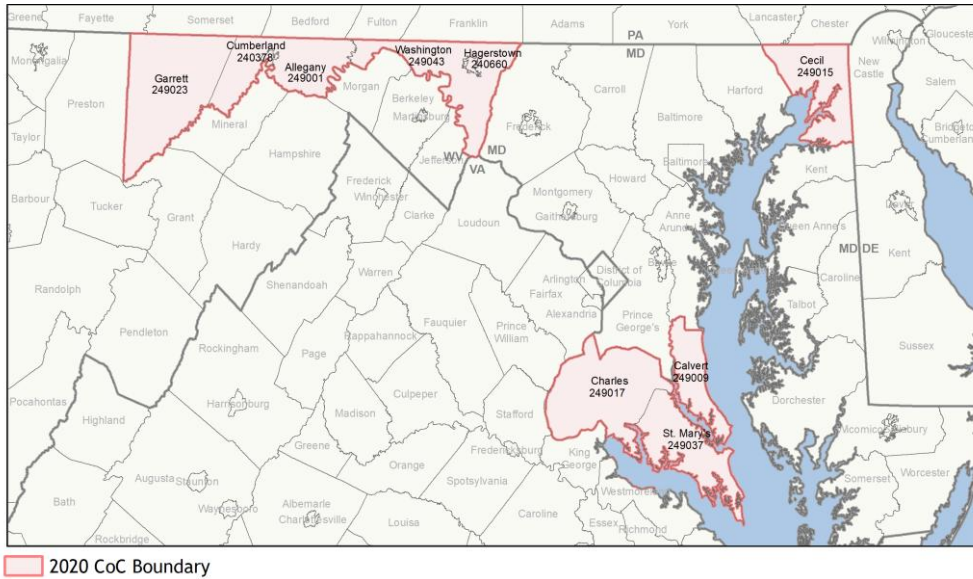
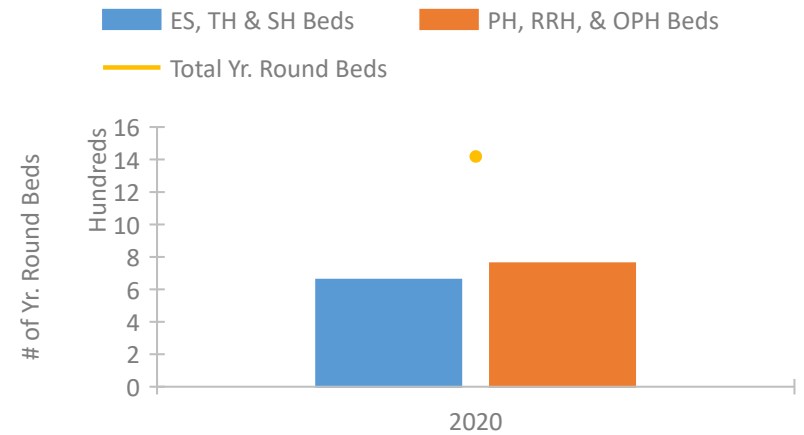


## CoC Performance Profile MD-514

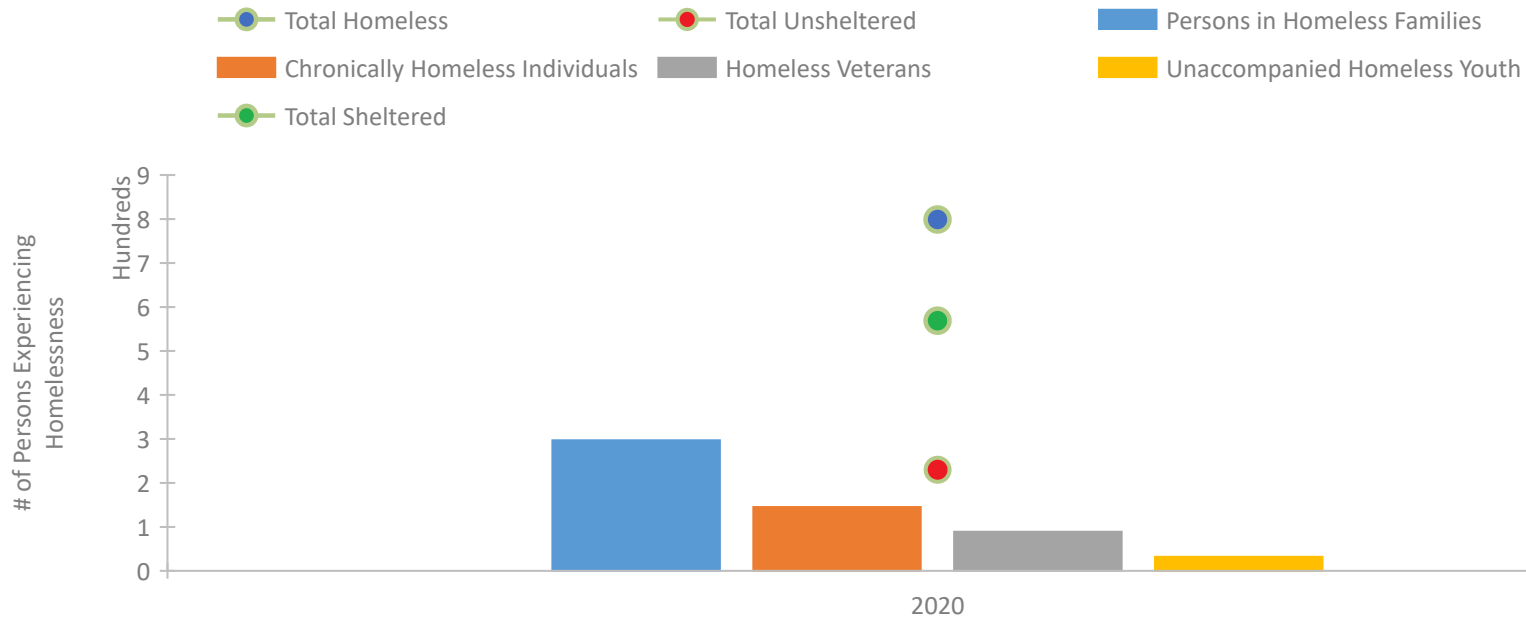
### Maryland Balance of State CoC



### Housing Inventory Count by Program Type

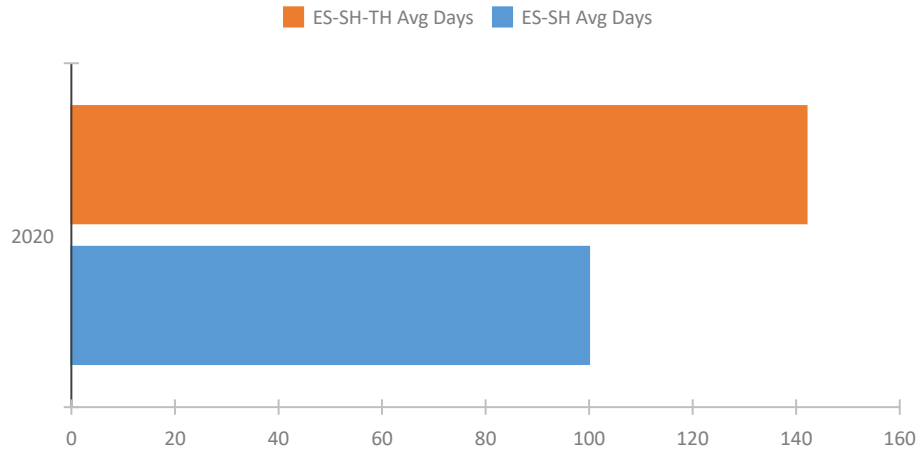


### Homeless Population – Point-in-Time (PIT) Count

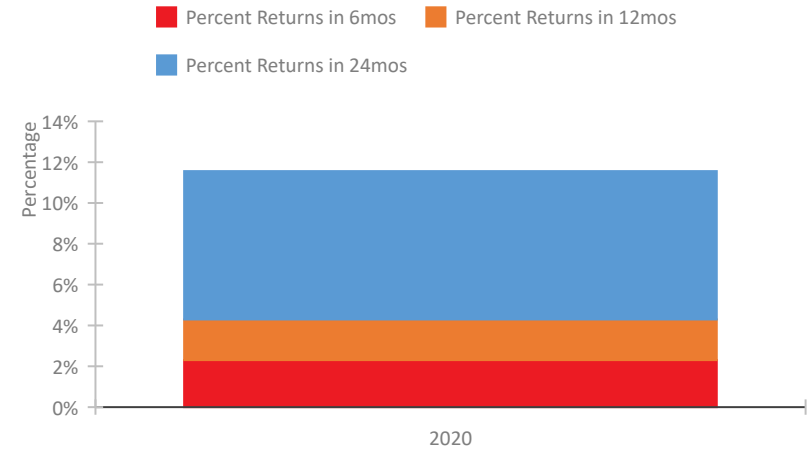


## CoC Performance Profile MD-514 Maryland Balance of State CoC

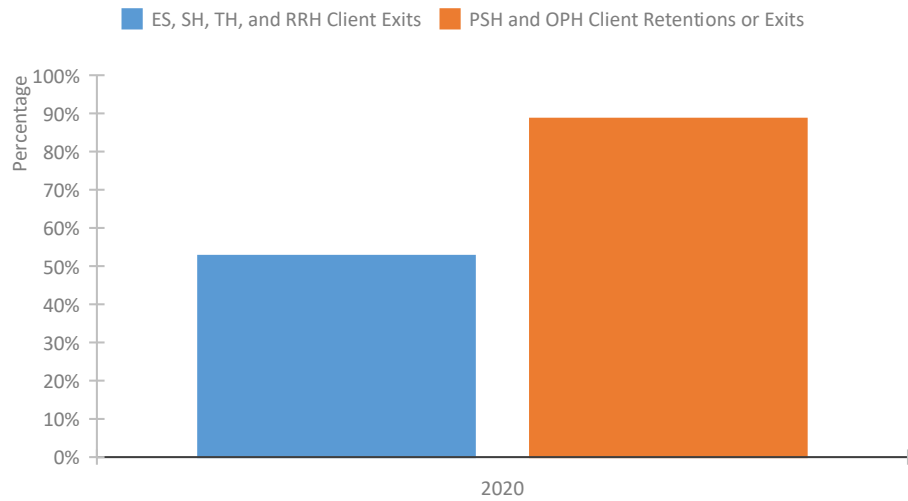
### Length of Time Homeless



### Returns to Homelessness Over Time



### Exits to Permanent Housing by Program Type



### Proportion of Housing First Projects by Year\*

2017                      2018                      2019

\*In 2020 HUD awarded renewal projects noncompetitively, therefore no new data was collected and Housing First data remains the same from 2019 to 2020.

## Data Summary: MD-514 Maryland Balance of State CoC

### Point-In-Time Count Summary

	2016	2017	2018	2019	2020	2019-20 Change	% Change
Number of Sheltered Persons in Families	--	--	--	--	248	--	--
Number of Unsheltered Persons in Families	--	--	--	--	49	--	--
Number of Sheltered Individuals	--	--	--	--	321	--	--
Number of Unsheltered Individuals	--	--	--	--	181	--	--
<b>Total Homeless Persons</b>	--	--	--	--	<b>799</b>	--	--
Number of Sheltered Families	--	--	--	--	80	--	--
Number of Unsheltered Families	--	--	--	--	13	--	--
<b>Number of Total Families</b>	--	--	--	--	<b>93</b>	--	--
Sheltered Chronically Homeless Individuals	--	--	--	--	51	--	--
Unsheltered Chronically Homeless Individuals	--	--	--	--	94	--	--
<b>Total Chronically Homeless Individuals</b>	--	--	--	--	<b>145</b>	--	--
Sheltered Veterans	--	--	--	--	71	--	--
Unsheltered Veterans	--	--	--	--	18	--	--
<b>Total Veterans</b>	--	--	--	--	<b>89</b>	--	--
Sheltered Unaccompanied Youth (up to 24)	--	--	--	--	21	--	--
Unsheltered Unaccompanied Youth (up to 24)	--	--	--	--	11	--	--
<b>Total Unaccompanied Youth (up to 24)</b>	--	--	--	--	<b>32</b>	--	--

### System Performance Measures Summary

	2016	2017	2018	2018	2020	2019-20 Change	% Change
Average Length of Time Homeless (days)	--	--	--	--	142	--	--
Rate People Return to Homelessness in 6 Months	--	--	--	--	2.3%	--	N/A
Number of People who are Homeless for the First Time	--	--	--	--	586	--	--
Rate People Exit from ES, SH, TH, and RRH to PH	--	--	--	--	52.7%	--	N/A
Rate People in PSH and OPH Retain or Exit to PH	--	--	--	--	88.6%	--	N/A

### Housing Inventory Count Summary

	2016	2017	2018	2019	2020	2019-20 Change	% Change
Emergency Shelter (ES)	--	--	--	--	462	--	--
Transitional Housing (TH)	--	--	--	--	197	--	--
Permanent Supportive Housing (PSH)	--	--	--	--	645	--	--
Rapid Re-Housing (RRH)	--	--	--	--	115	--	--

### Award Summary

	2016	2017	2018	2019	2020	2019-20 Change	% Change
<b>Continuum of Care (CoC)</b>	--	--	--	--	\$4,548,543	--	--
<b>ESG (MD state recipient - no direct funding)</b>	\$1,056,568	\$1,070,371	\$1,071,832	\$1,121,541	\$1,169,121	\$47,580	4%