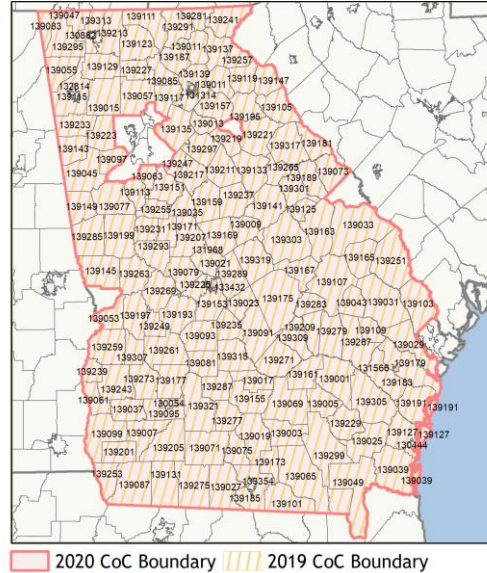
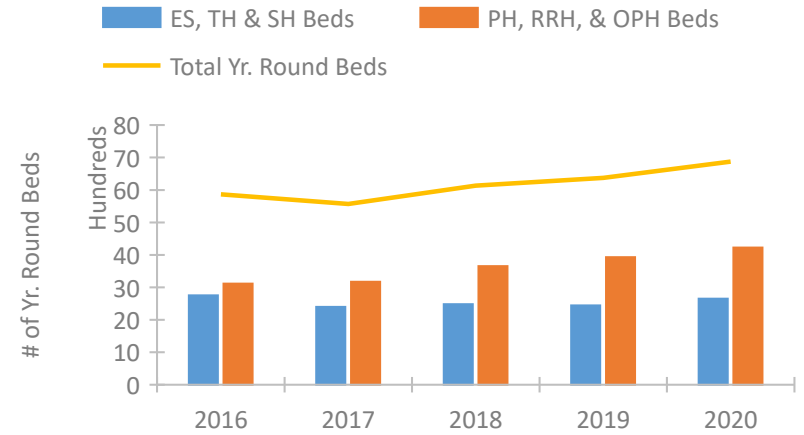


## CoC Performance Profile GA-501 Georgia Balance of State CoC

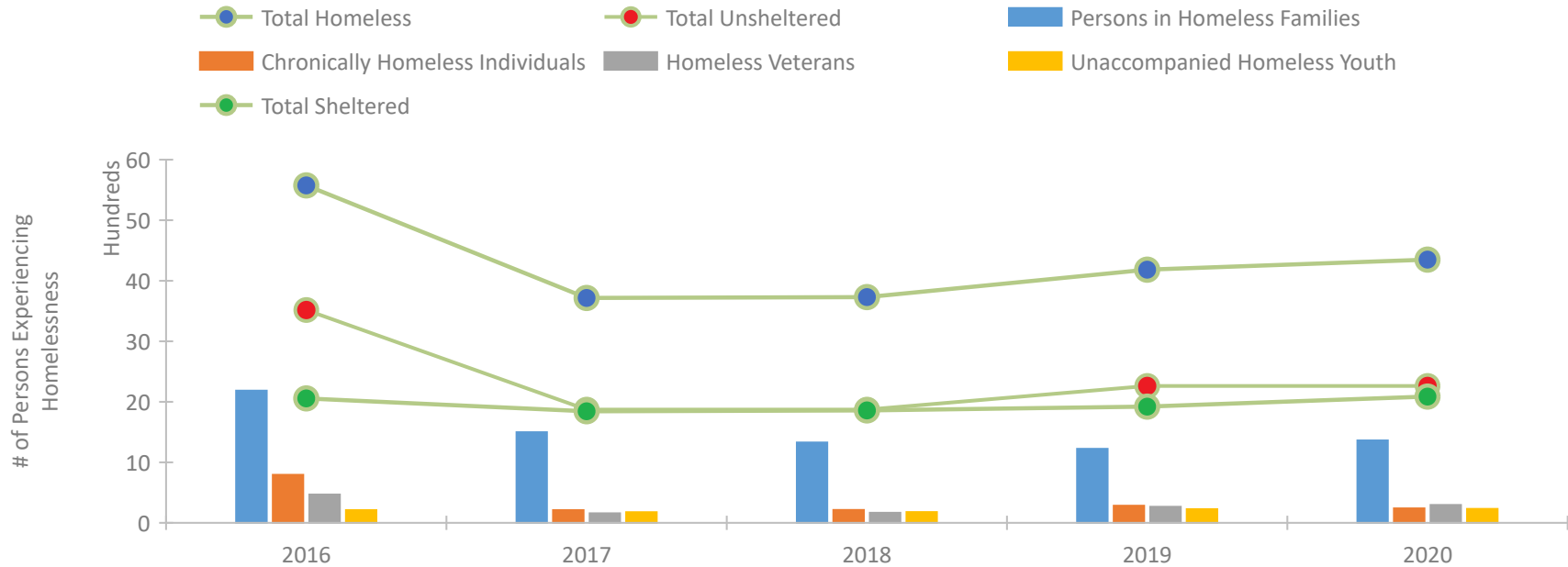
Geocode	Name	Geocode	Name	Geocode	Name	Geocode	Name
130054	Albany	130077	Covatta	130067	Johnson	130299	Stewart
130044	Brunswick	130079	Crawford	130109	Jones	130261	Sumter
130062	Dalton	130086	Crisp	130173	Lamar	130283	Talbot
131314	Gainesville	130085	Dade	130175	Lamer	130303	Taliaferro
131366	Hinesville	130085	Dawson	130175	Laurens	130267	Tattnall
131968	Macon	130087	Decatur	130177	Lee	130269	Taylor
132854	Rome	130086	Dodge	130179	Liberty	130271	Telfair
133384	Valdosta	130085	Dooly	130181	Lewis	130273	Terrill
133432	Warner Robins	130086	Dougherty	130183	Long	130275	Thomas
130031	Appling	130087	Douglas	130185	Loveland	130277	Tift
130033	Atkinson	130086	Early	130187	Lumpkin	130279	Toombs
130035	Bacon	130108	Echols	130189	McDuffie	130281	Townes
130037	Baker	130105	Effingham	130191	McIntosh	130283	Troost
130039	Baldwin	130105	Elbert	130193	Macon	130285	Troup
130011	Banks	130107	Emanuel	130195	Madison	130287	Turner
130013	Barrow	130108	Evans	130197	Macon	130289	Twiggs
130015	Barrow	130111	Fannin	130199	Marietta	130291	Union
130017	Beth Hill	130113	Fayette	130201	Miller	130293	Upson
130019	Berrien	130115	Floyd	130203	Mitchell	130295	Walker
130021	Bible	130117	Forsyth	130205	Monroe	130297	Walton
130023	Blackley	130119	Franklin	130207	Montgomery	130299	Ware
130025	Brantley	130121	Gilmer	130209	Morgan	130301	Warren
130027	Brooks	130123	Glascock	130211	Murray	130303	Washington
130029	Bryan	130127	Glynn	130213	Newnan	130305	Wayne
130031	Bulloch	130129	Gordon	130215	Oconee	130307	Webster
130033	Burke	130131	Grady	130217	Oglethorpe	130309	Wheeler
130035	Burt	130133	Gwinnett	130219	Paulding	130311	White
130037	Calhoun	130135	Gwinnett	130221	Peach	130313	Whitefield
130039	Camden	130137	Habersham	130223	Pickens	130315	Wilkes
130041	Candler	130139	Hall	130225	Pierce	130317	Wilkes
130043	Carroll	130141	Hawkes	130227	Pike	130319	Wilkinson
130045	Catoosa	130143	Harris	130229	Polk	130321	Words
130047	Charlton	130145	Hart	130231	Putnam		
130049	Chatham	130147	Henderson	130233	Quitman		
130051	Chattooga	130149	Holmes	130235	Rabun		
130053	Cherokee	130151	Houston	130237	Randolph		
130055	Clay	130153	Irwin	130239	Rockdale		
130057	Clayton	130155	Jackson	130241	Schley		
130059	Clatsop	130157	Jasper	130243	Scriven		
130061	Cobb	130159	Jeff Davis	130245	Seminole		
130063	Colquhoun	130161	Jefferson	130247	Spalding		
130065	Columbia	130163	Jenkins	130249	Stephens		
130067	Cook	130165	Jones	130251	Stewart		



## Housing Inventory Count by Program Type

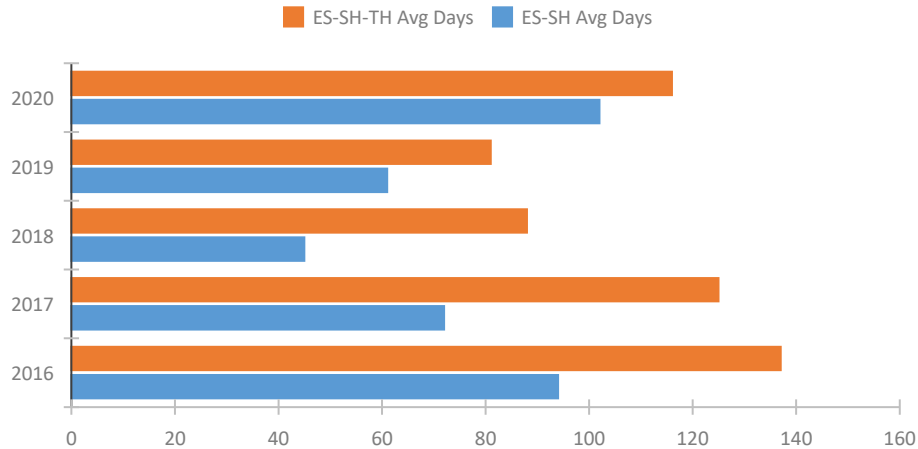


## Homeless Population – Point-in-Time (PIT) Count

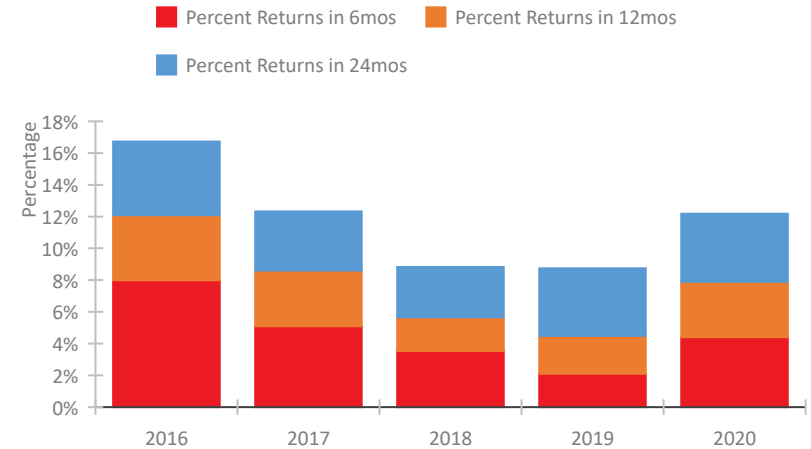


## CoC Performance Profile GA-501 Georgia Balance of State CoC

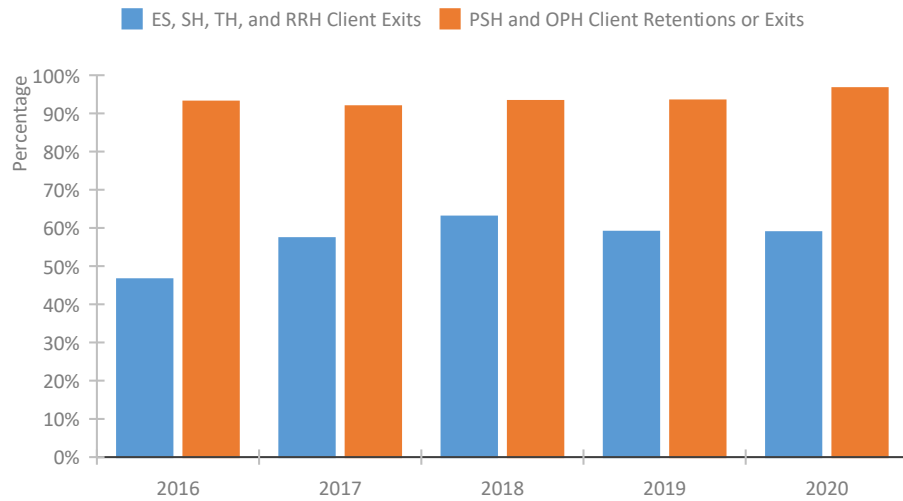
### Length of Time Homeless



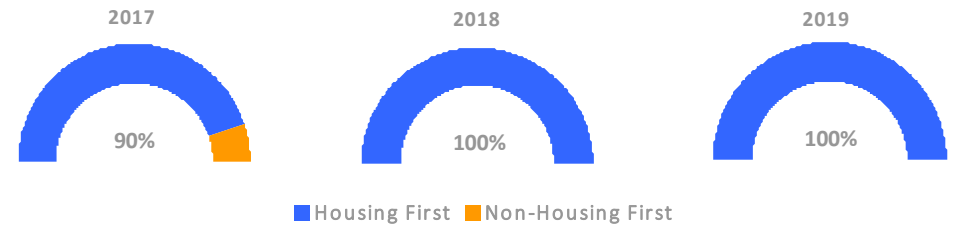
### Returns to Homelessness Over Time



### Exits to Permanent Housing by Program Type



### Proportion of Housing First Projects by Year\*



Number of Projects by Year			
	2017	2018	2019
Housing First Projects	69	78	70
Non-Housing First Projects	8	0	0

\*In 2020 HUD awarded renewal projects noncompetitively, therefore no new data was collected and Housing First data remains the same from 2019 to 2020.

## Data Summary: GA-501 Georgia Balance of State CoC

### Point-In-Time Count Summary

	2016	2017	2018	2019	2020	2019-20 Change	% Change
Number of Sheltered Persons in Families	1,397	1,328	1,159	1,122	1,261	139	12%
Number of Unsheltered Persons in Families	786	169	169	101	101	0	-0%
Number of Sheltered Individuals	660	515	698	799	826	27	3%
Number of Unsheltered Individuals	2,732	1,704	1,704	2,161	2,161	0	-0%
<b>Total Homeless Persons</b>	<b>5,575</b>	<b>3,716</b>	<b>3,730</b>	<b>4,183</b>	<b>4,349</b>	<b>166</b>	<b>4%</b>
Number of Sheltered Families	485	551	365	387	462	75	19%
Number of Unsheltered Families	193	69	69	38	38	0	-0%
<b>Number of Total Families</b>	<b>678</b>	<b>620</b>	<b>434</b>	<b>425</b>	<b>500</b>	<b>75</b>	<b>18%</b>
Sheltered Chronically Homeless Individuals	36	44	46	99	54	-45	-45%
Unsheltered Chronically Homeless Individuals	757	166	166	185	185	0	-0%
<b>Total Chronically Homeless Individuals</b>	<b>793</b>	<b>210</b>	<b>212</b>	<b>284</b>	<b>239</b>	<b>-45</b>	<b>-16%</b>
Sheltered Veterans	48	40	50	58	88	30	52%
Unsheltered Veterans	420	117	117	207	207	0	-0%
<b>Total Veterans</b>	<b>468</b>	<b>157</b>	<b>167</b>	<b>265</b>	<b>295</b>	<b>30</b>	<b>11%</b>
Sheltered Unaccompanied Youth (up to 24)	48	72	73	69	72	3	4%
Unsheltered Unaccompanied Youth (up to 24)	162	105	105	158	158	0	-0%
<b>Total Unaccompanied Youth (up to 24)</b>	<b>210</b>	<b>177</b>	<b>178</b>	<b>227</b>	<b>230</b>	<b>3</b>	<b>1%</b>

### System Performance Measures Summary

	2016	2017	2018	2018	2020	2019-20 Change	% Change
Average Length of Time Homeless (days)	137	125	88	81	116	35	43.2%
Rate People Return to Homelessness in 6 Months	8.0%	5.1%	3.5%	2.1%	4.4%	2.3%	N/A
Number of People who are Homeless for the First Time	6,056	5,864	7,767	7,252	5,648	-1,604	-22.1%
Rate People Exit from ES, SH, TH, and RRH to PH	46.5%	57.3%	63.0%	59.0%	58.9%	-0.1%	N/A
Rate People in PSH and OPH Retain or Exit to PH	93.1%	91.8%	93.3%	93.4%	96.6%	3.2%	N/A

### Housing Inventory Count Summary

	2016	2017	2018	2019	2020	2019-20 Change	% Change
Emergency Shelter (ES)	1,488	1,544	1,690	1,610	1,833	223	14%
Transitional Housing (TH)	1,265	855	791	832	818	-14	-2%
Permanent Supportive Housing (PSH)	2,446	2,450	2,454	2,513	2,498	-15	-1%
Rapid Re-Housing (RRH)	669	722	1,198	1,417	1,725	308	22%

### Award Summary

	2016	2017	2018	2019	2020	2019-20 Change	% Change
<b>Continuum of Care (CoC)</b>	\$16,095,286	\$17,970,632	\$19,242,078	\$18,905,191	\$20,164,235	\$1,259,044	7%
<b>Emergency Solutions Grants (ESG)</b>	\$811,200	\$815,426	\$812,851	\$861,914	\$860,022	(\$1,892)	-0%