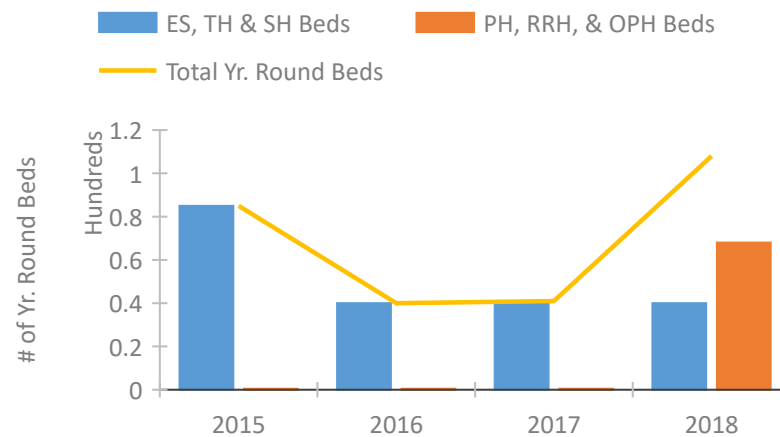


## CoC Performance Profile CA-527 Tehama County CoC

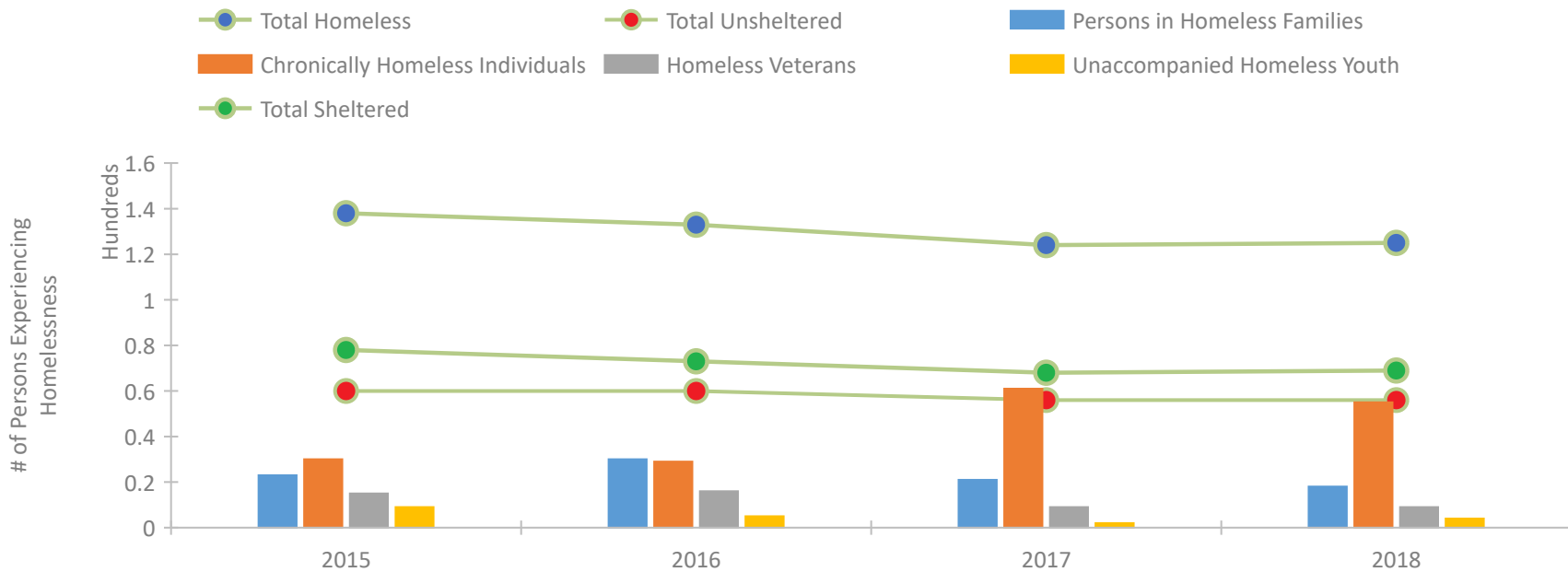


2018 CoC Boundary

### Housing Inventory Count by Program Type

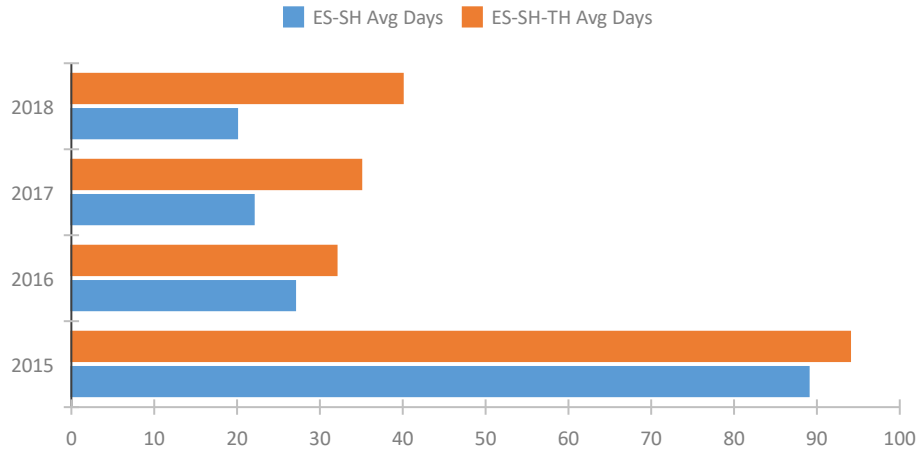


### Homeless Population – Point-in-Time (PIT) Count

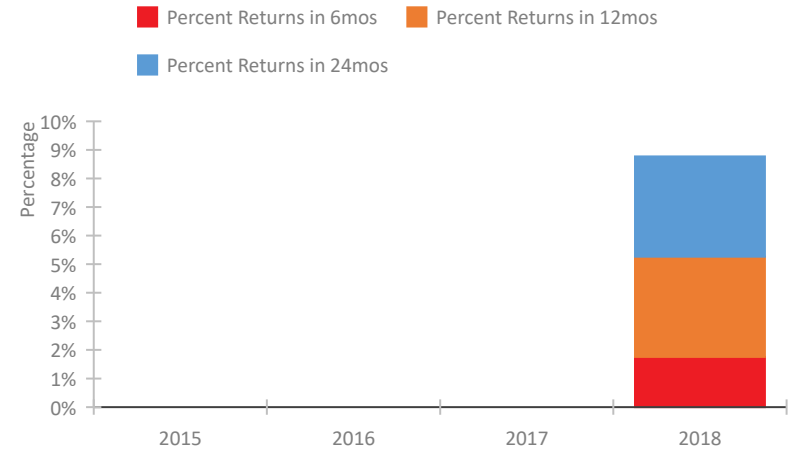


## CoC Performance Profile CA-527 Tehama County CoC

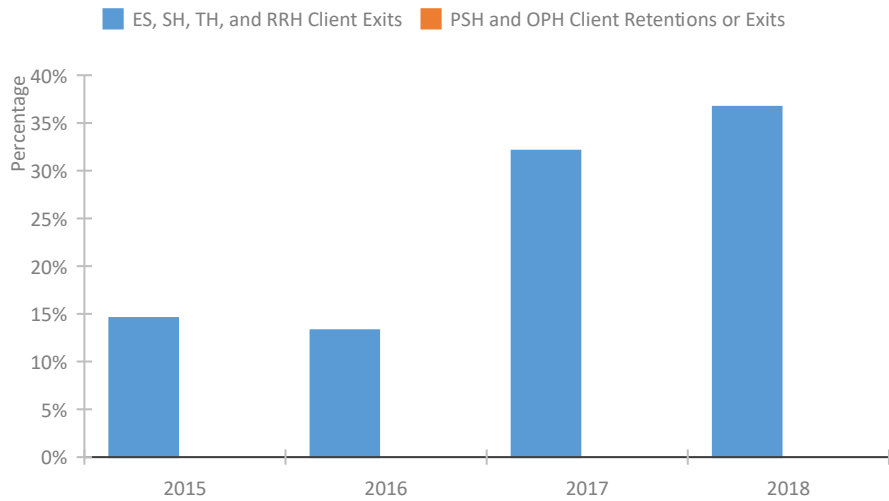
### Length of Time Homeless



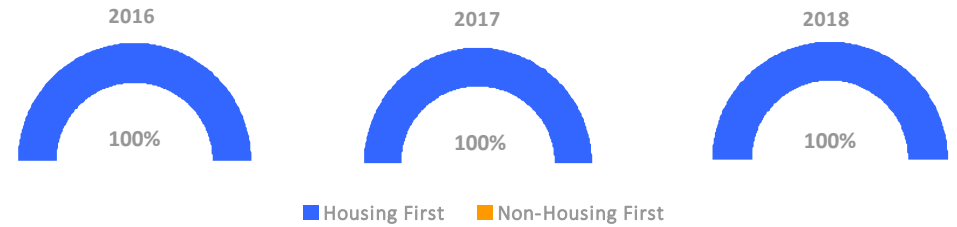
### Returns to Homelessness Over Time



### Exits to Permanent Housing by Program Type



### Proportion of Housing First Projects by Year



#### Number of Projects by Year

	2016	2017	2018
Housing First Projects	1	1	2
Non-Housing First Projects	0	0	0

**Data Summary: CA-527 Tehama County CoC**

**Point-In-Time Count Summary**

	2014	2015	2016	2017	2018	2017-18 Change	% Change
Number of Sheltered Persons in Families	--	18	25	21	18	-3	-14%
Number of Unsheltered Persons in Families	--	5	5	0	0	0	--
Number of Sheltered Individuals	--	60	48	47	51	4	9%
Number of Unsheltered Individuals	--	55	55	56	56	0	0%
<b>Total Homeless Persons</b>	<b>--</b>	<b>138</b>	<b>133</b>	<b>124</b>	<b>125</b>	<b>1</b>	<b>1%</b>
Number of Sheltered Families	--	6	8	9	6	-3	-33%
Number of Unsheltered Families	--	1	1	0	0	0	--
<b>Number of Total Families</b>	<b>--</b>	<b>7</b>	<b>9</b>	<b>9</b>	<b>6</b>	<b>-3</b>	<b>-33%</b>
Sheltered Chronically Homeless Individuals	--	9	8	24	18	-6	-25%
Unsheltered Chronically Homeless Individuals	--	21	21	37	37	0	0%
<b>Total Chronically Homeless Individuals</b>	<b>--</b>	<b>30</b>	<b>29</b>	<b>61</b>	<b>55</b>	<b>-6</b>	<b>-10%</b>
Sheltered Veterans	--	7	8	8	8	0	0%
Unsheltered Veterans	--	8	8	1	1	0	0%
<b>Total Veterans</b>	<b>--</b>	<b>15</b>	<b>16</b>	<b>9</b>	<b>9</b>	<b>0</b>	<b>0%</b>
Sheltered Unaccompanied Youth (up to 24)	--	5	1	1	3	2	200%
Unsheltered Unaccompanied Youth (up to 24)	--	4	4	1	1	0	0%
<b>Total Unaccompanied Youth (up to 24)</b>	<b>--</b>	<b>9</b>	<b>5</b>	<b>2</b>	<b>4</b>	<b>2</b>	<b>100%</b>

**System Performance Measures Summary**

	2014	2015	2016	2017	2018	2017-18 Change	% Change
Average Length of Time Homeless (days)	N/A	94	32	35	40	5	14.3%
Rate People Return to Homelessness in 6 Months	N/A	--	0.0%	0.0%	1.8%	1.8%	N/A
Number of People who are Homeless for the First Time	N/A	344	238	201	276	75	37.3%
Rate People Exit from ES, SH, TH, and RRH to PH	N/A	14.6%	13.3%	32.1%	36.7%	4.6%	N/A
Rate People in PSH and OPH Retain or Exit to PH	N/A	--	--	--	--	--	N/A

**Housing Inventory Count Summary**

	2014	2015	2016	2017	2018	2017-18 Change	% Change
Emergency Shelter (ES)	--	24	24	24	24	0	0%
Transitional Housing (TH)	--	61	16	17	16	-1	-6%
Rapid Re-Housing (RRH)	--	--	--	--	68	--	--

**Award Summary**

	2014	2015	2016	2017	2018	2017-18 Change	% Change
<b>Continuum of Care (CoC)</b>	<b>--</b>	<b>\$5,629</b>	<b>\$5,511</b>	<b>\$5,524</b>	<b>\$5,902</b>	<b>\$378</b>	<b>7%</b>
<b>ESG (CA state recipient - no direct funding)</b>	<b>\$10,627,068</b>	<b>\$11,651,365</b>	<b>\$11,827,536</b>	<b>\$12,006,375</b>	<b>\$11,776,926</b>	<b>(\$229,449)</b>	<b>-2%</b>