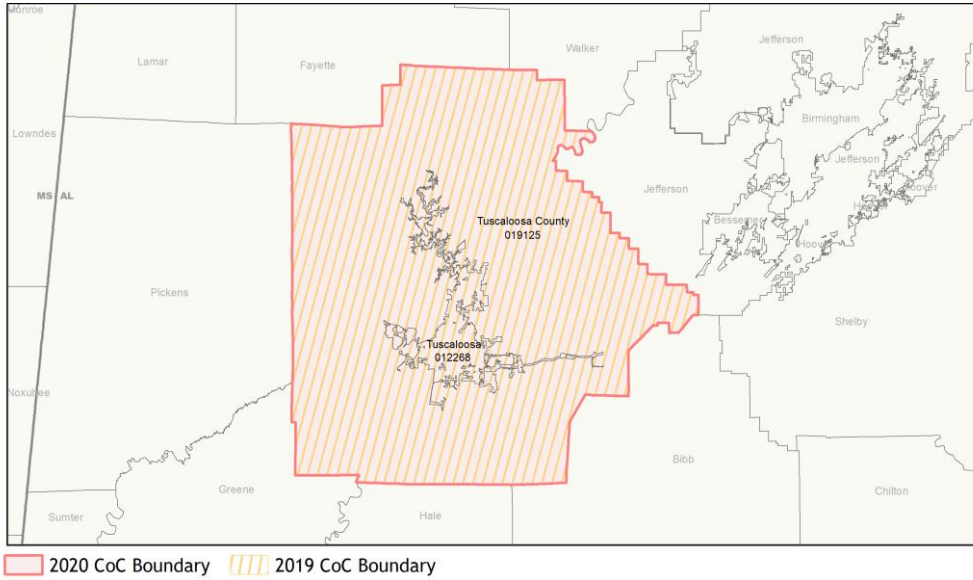
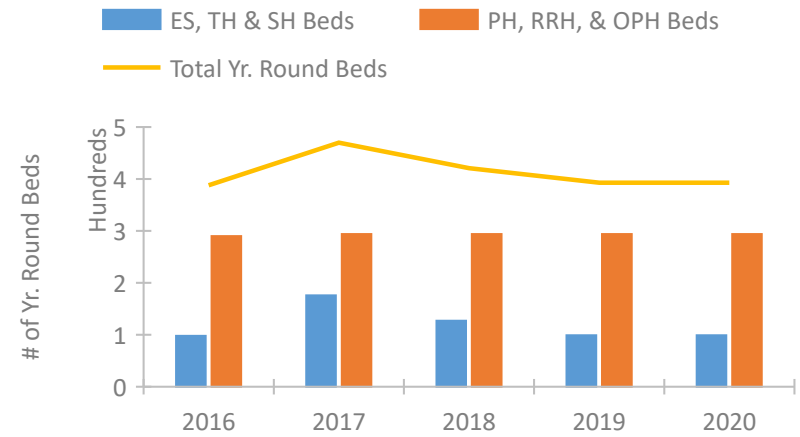


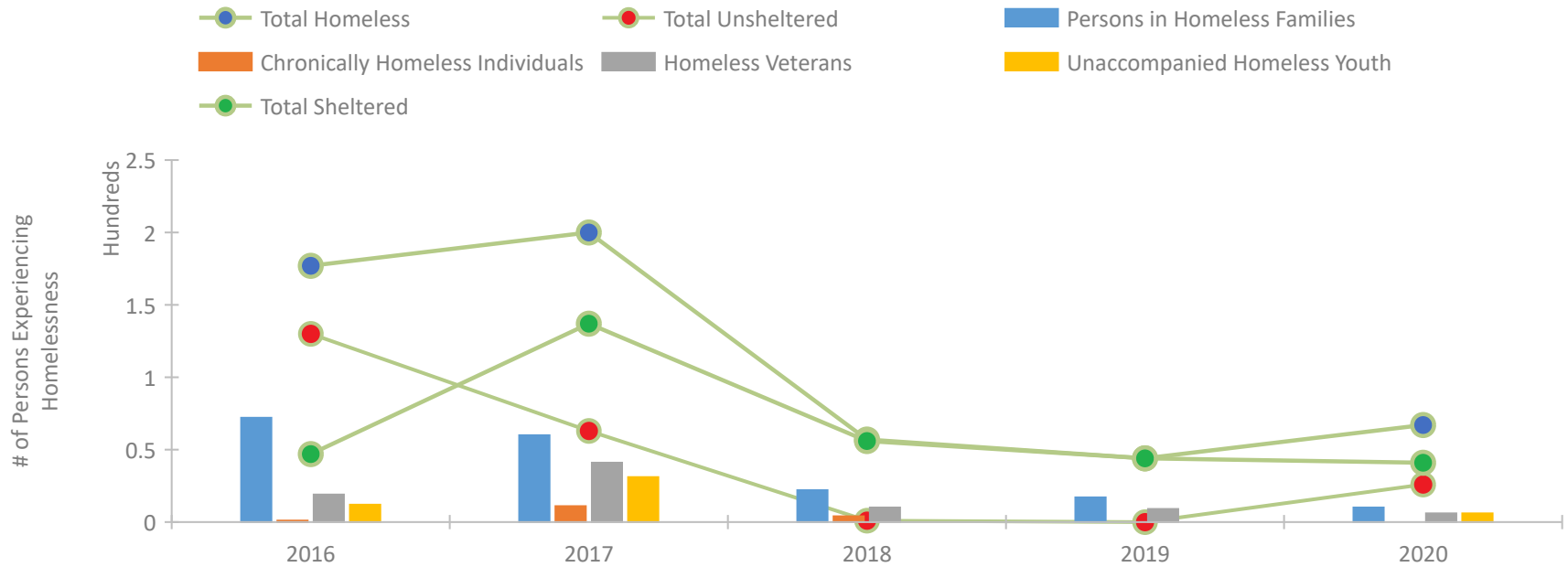
## CoC Performance Profile AL-506 Tuscaloosa City & County CoC



### Housing Inventory Count by Program Type

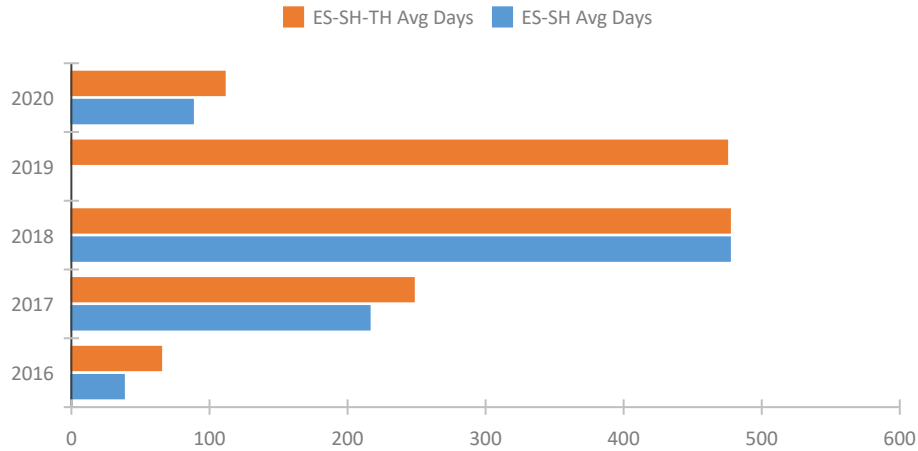


### Homeless Population – Point-in-Time (PIT) Count

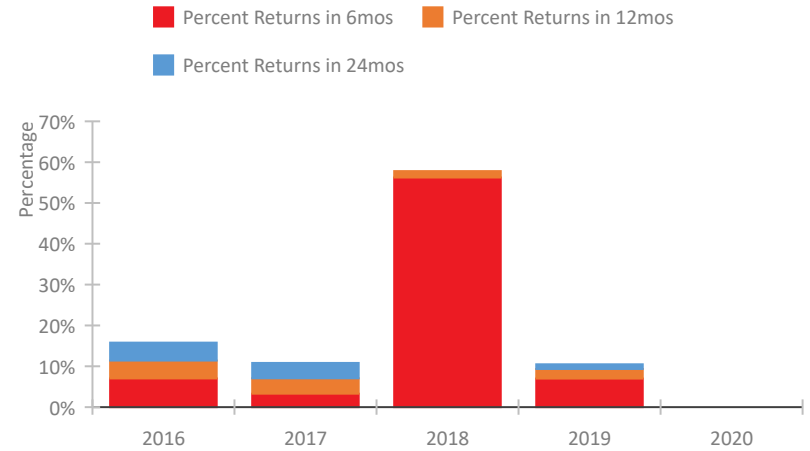


## CoC Performance Profile AL-506 Tuscaloosa City & County CoC

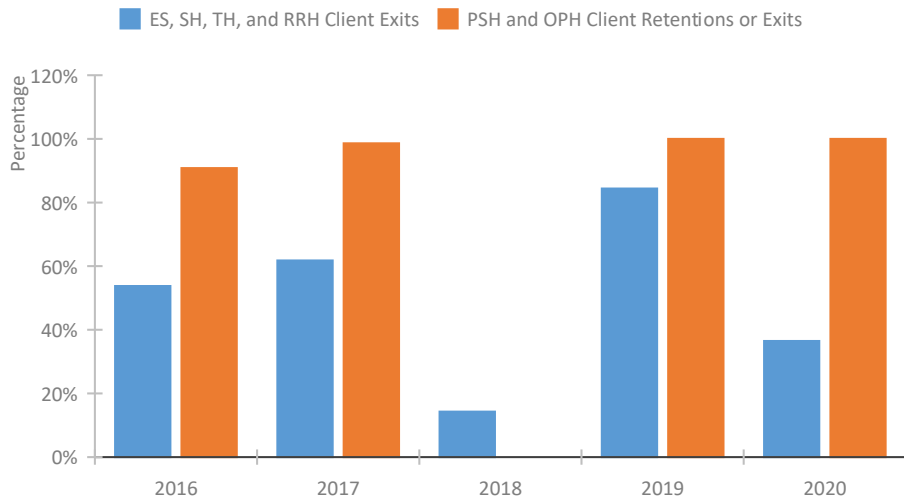
### Length of Time Homeless



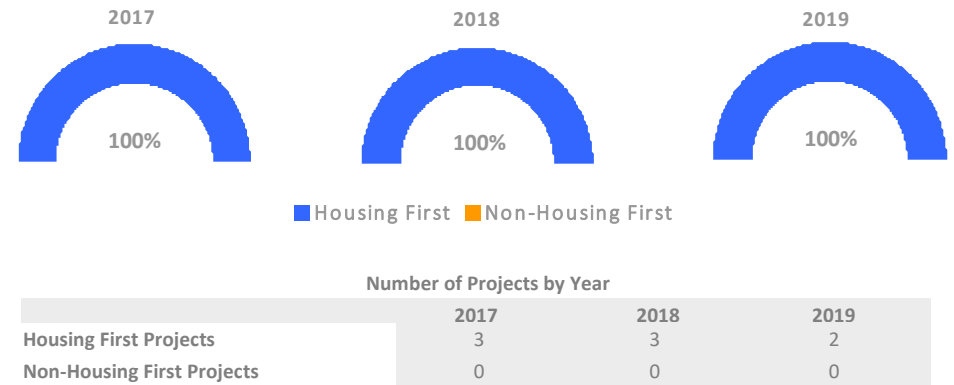
### Returns to Homelessness Over Time



### Exits to Permanent Housing by Program Type



### Proportion of Housing First Projects by Year\*



\*In 2020 HUD awarded renewal projects noncompetitively, therefore no new data was collected and Housing First data remains the same from 2019 to 2020.

## Data Summary: AL-506 Tuscaloosa City & County CoC

### Point-In-Time Count Summary

	2016	2017	2018	2019	2020	2019-20 Change	% Change
Number of Sheltered Persons in Families	14	60	22	17	10	-7	-41%
Number of Unsheltered Persons in Families	58	0	0	0	0	0	--
Number of Sheltered Individuals	33	77	34	27	31	4	15%
Number of Unsheltered Individuals	72	63	1	0	26	26	100%
<b>Total Homeless Persons</b>	<b>177</b>	<b>200</b>	<b>57</b>	<b>44</b>	<b>67</b>	<b>23</b>	<b>52%</b>
Number of Sheltered Families	5	17	8	7	3	-4	-57%
Number of Unsheltered Families	16	0	0	0	0	0	--
<b>Number of Total Families</b>	<b>21</b>	<b>17</b>	<b>8</b>	<b>7</b>	<b>3</b>	<b>-4</b>	<b>-57%</b>
Sheltered Chronically Homeless Individuals	0	2	4	0	0	0	--
Unsheltered Chronically Homeless Individuals	1	9	0	0	0	0	--
<b>Total Chronically Homeless Individuals</b>	<b>1</b>	<b>11</b>	<b>4</b>	<b>0</b>	<b>0</b>	<b>0</b>	<b>--</b>
Sheltered Veterans	17	34	10	9	6	-3	-33%
Unsheltered Veterans	2	7	0	0	0	0	--
<b>Total Veterans</b>	<b>19</b>	<b>41</b>	<b>10</b>	<b>9</b>	<b>6</b>	<b>-3</b>	<b>-33%</b>
Sheltered Unaccompanied Youth (up to 24)	0	3	0	0	3	3	100%
Unsheltered Unaccompanied Youth (up to 24)	12	28	0	0	3	3	100%
<b>Total Unaccompanied Youth (up to 24)</b>	<b>12</b>	<b>31</b>	<b>0</b>	<b>0</b>	<b>6</b>	<b>6</b>	<b>100%</b>

### System Performance Measures Summary

	2016	2017	2018	2018	2020	2019-20 Change	% Change
Average Length of Time Homeless (days)	65	248	477	475	111	-364	-76.6%
Rate People Return to Homelessness in 6 Months	7.0%	3.3%	56.3%	7.0%	0.0%	-7%	N/A
Number of People who are Homeless for the First Time	534	386	130	127	126	-1	-0.8%
Rate People Exit from ES, SH, TH, and RRH to PH	53.7%	61.8%	14.3%	84.4%	36.5%	-47.9%	N/A
Rate People in PSH and OPH Retain or Exit to PH	90.8%	98.6%	--	100.0%	100.0%	-0%	N/A

### Housing Inventory Count Summary

	2016	2017	2018	2019	2020	2019-20 Change	% Change
Emergency Shelter (ES)	16	91	91	91	91	0	-0%
Transitional Housing (TH)	82	82	36	8	8	0	-0%
Permanent Supportive Housing (PSH)	290	294	294	294	294	0	-0%

### Award Summary

	2016	2017	2018	2019	2020	2019-20 Change	% Change
<b>Continuum of Care (CoC)</b>	\$216,199	\$199,627	\$203,299	\$199,669	\$197,797	(\$1,872)	-1%
<b>ESG (AL state recipient - no direct funding)</b>	\$2,486,800	\$2,754,579	\$2,572,695	\$2,639,097	\$2,719,098	\$80,001	3%