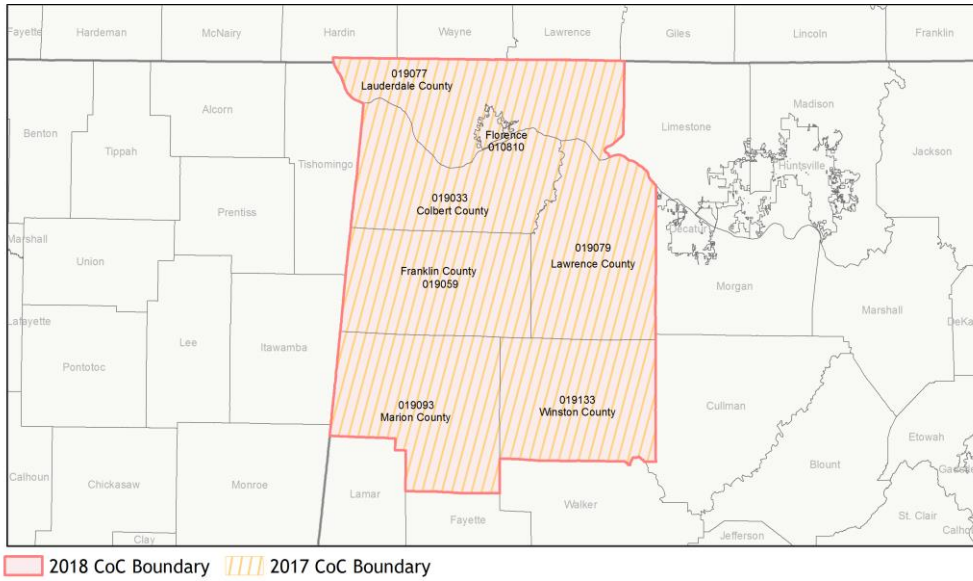
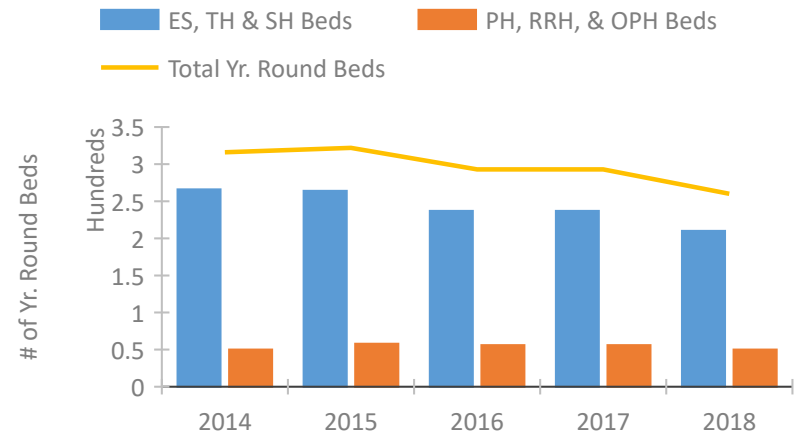


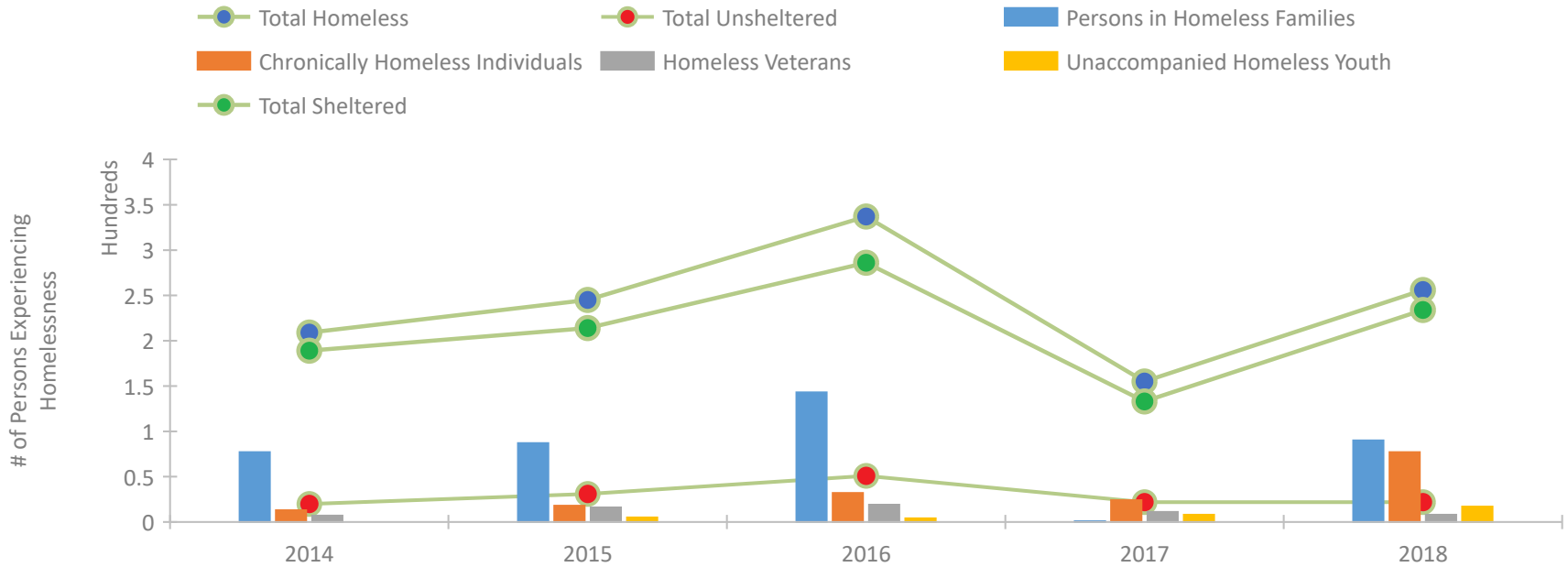
## CoC Performance Profile AL-502 Florence/Northwest Alabama CoC



### Housing Inventory Count by Program Type

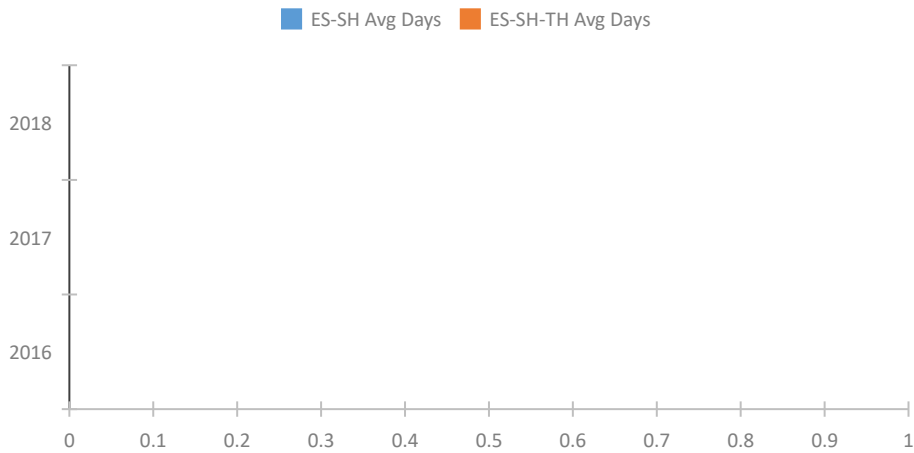


### Homeless Population – Point-in-Time (PIT) Count

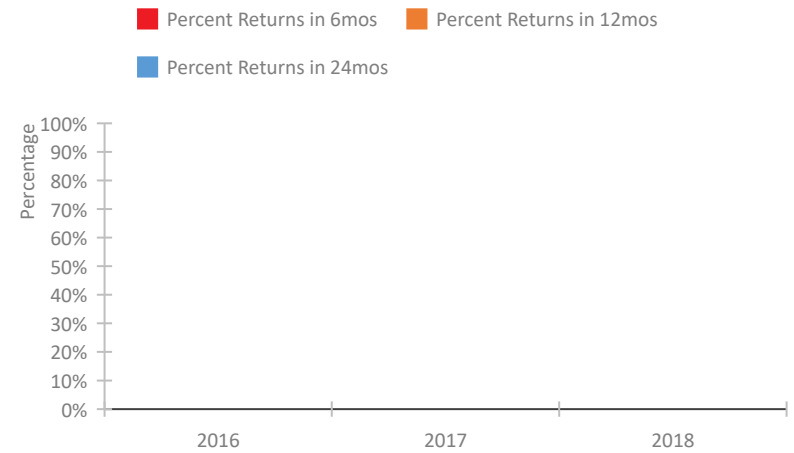


## CoC Performance Profile AL-502 Florence/Northwest Alabama CoC

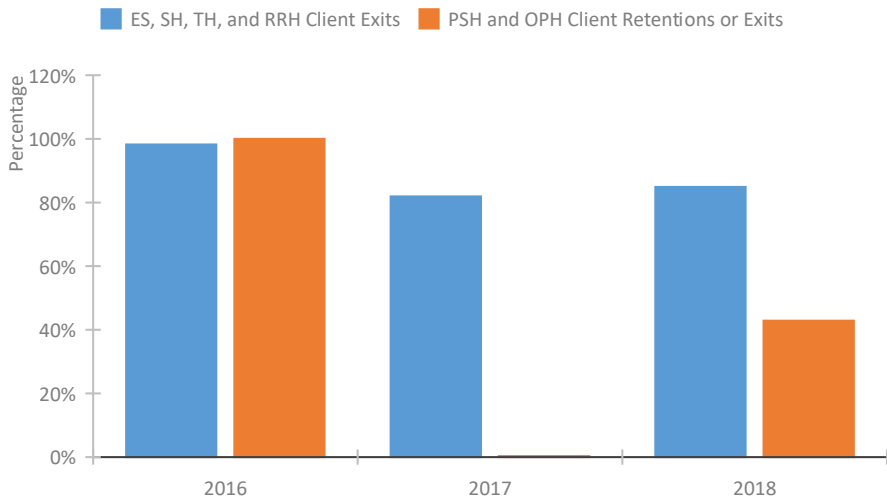
### Length of Time Homeless



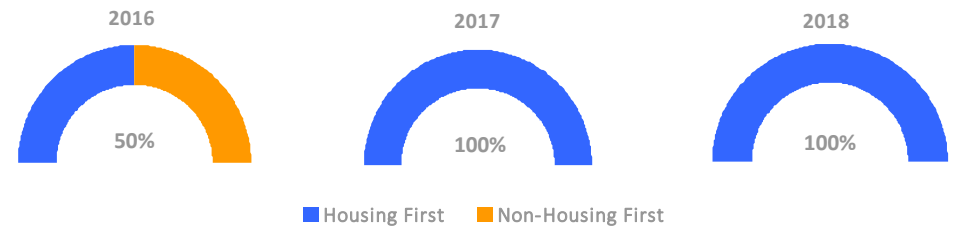
### Returns to Homelessness Over Time



### Exits to Permanent Housing by Program Type



### Proportion of Housing First Projects by Year



### Number of Projects by Year

	2016	2017	2018
Housing First Projects	1	100	2
Non-Housing First Projects	1	0	0

**Data Summary: AL-502 Florence/Northwest Alabama CoC**

**Point-In-Time Count Summary**

	2014	2015	2016	2017	2018	2017-18 Change	% Change
Number of Sheltered Persons in Families	70	81	131	0	90	90	100%
Number of Unsheltered Persons in Families	7	6	12	0	0	0	--
Number of Sheltered Individuals	119	133	155	133	144	11	8%
Number of Unsheltered Individuals	13	25	39	22	22	0	0%
<b>Total Homeless Persons</b>	<b>209</b>	<b>245</b>	<b>337</b>	<b>155</b>	<b>256</b>	<b>101</b>	<b>65%</b>
Number of Sheltered Families	22	24	53	0	41	41	100%
Number of Unsheltered Families	1	2	3	0	0	0	--
<b>Number of Total Families</b>	<b>23</b>	<b>26</b>	<b>56</b>	<b>0</b>	<b>41</b>	<b>41</b>	<b>100%</b>
Sheltered Chronically Homeless Individuals	3	7	13	10	63	53	530%
Unsheltered Chronically Homeless Individuals	10	11	19	14	14	0	0%
<b>Total Chronically Homeless Individuals</b>	<b>13</b>	<b>18</b>	<b>32</b>	<b>24</b>	<b>77</b>	<b>53</b>	<b>221%</b>
Sheltered Veterans	5	11	17	3	0	-3	-100%
Unsheltered Veterans	2	5	2	8	8	0	0%
<b>Total Veterans</b>	<b>7</b>	<b>16</b>	<b>19</b>	<b>11</b>	<b>8</b>	<b>-3</b>	<b>-27%</b>
Sheltered Unaccompanied Youth (up to 24)	--	5	2	7	16	9	129%
Unsheltered Unaccompanied Youth (up to 24)	--	0	2	1	1	0	0%
<b>Total Unaccompanied Youth (up to 24)</b>	<b>--</b>	<b>5</b>	<b>4</b>	<b>8</b>	<b>17</b>	<b>9</b>	<b>112%</b>

**System Performance Measures Summary**

	2014	2015	2016	2017	2018	2017-18 Change	% Change
Average Length of Time Homeless (days)	N/A	--	0	0	0	0	100%
Rate People Return to Homelessness in 6 Months	N/A	--	--	--	--	--	N/A
Number of People who are Homeless for the First Time	N/A	--	14	13	12	-1	-7.7%
Rate People Exit from ES, SH, TH, and RRH to PH	N/A	--	98.2%	81.9%	84.9%	3%	N/A
Rate People in PSH and OPH Retain or Exit to PH	N/A	--	100.0%	--	42.9%	--	N/A

**Housing Inventory Count Summary**

	2014	2015	2016	2017	2018	2017-18 Change	% Change
Emergency Shelter (ES)	82	70	41	41	102	61	149%
Transitional Housing (TH)	184	194	196	196	108	-88	-45%
Permanent Supportive Housing (PSH)	50	58	36	36	50	14	39%

**Award Summary**

	2014	2015	2016	2017	2018	2017-18 Change	% Change
<b>Continuum of Care (CoC)</b>	\$577,790	\$502,183	\$469,366	\$464,413	\$436,218	(\$28,195)	-6%
<b>ESG (AL state recipient - no direct funding)</b>	\$2,315,912	\$2,524,294	\$2,486,800	\$2,754,579	\$2,572,695	(\$181,884)	-7%