



Important Notes About This Data: This report is based on information provided to HUD by Continuums of Care (CoCs) in the fiscal year 2019 application for CoC Homeless Assistance Programs. HUD has conducted a limited data quality review but has not independently verified all of the information submitted by each CoC. The reader is therefore cautioned that since compliance with these standards may vary, the reliability and consistency of the Housing Inventory and Homeless Count data may also vary among CoCs. Additionally, a shift in the methodology a CoC uses to count the homeless may cause a change in homeless counts between reporting periods. For inquiries about data reported by a specific Continuum of Care, please contact that jurisdiction directly. CoC contact information can be found on the HUD Exchange website (<https://www.hudexchange.info/grantees/contacts/>).

CoC Number: TN-512

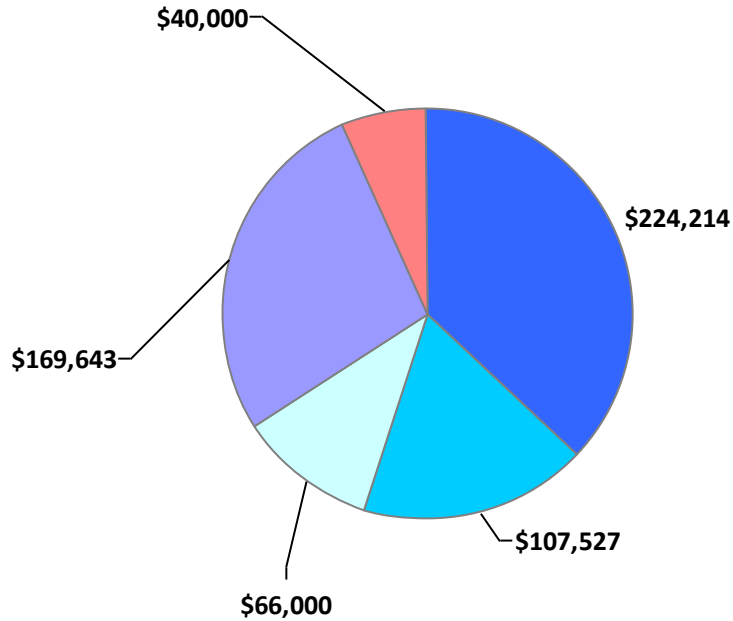
CoC Name: Morristown/Blount, Sevier, Campbell, Cocke Counties CoC

2019 Awards by Component and Renewal Type

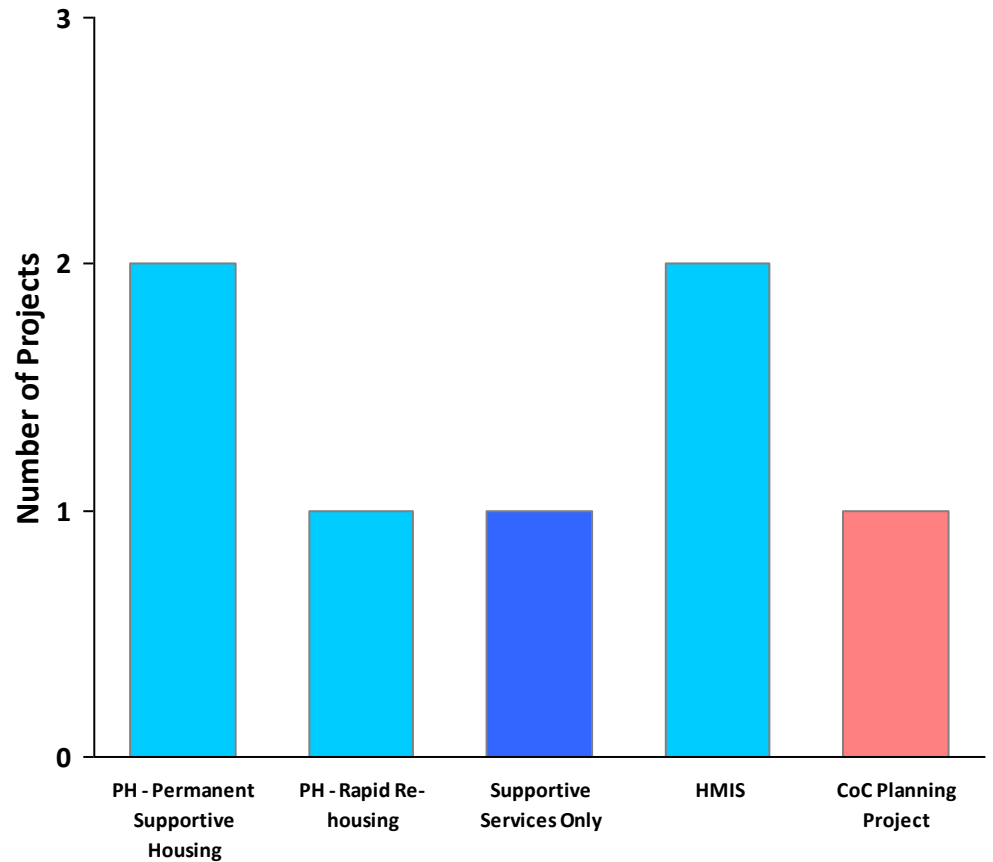
Total Award Amount

\$607,384.00

- New Projects
- Renewal Projects
- Expansion Projects
- Planning Projects
- UFA Projects
- YHDP Projects



- PH - Permanent Supportive Housing
- PH - Rapid Re-housing
- Supportive Services Only
- HMIS
- CoC Planning Project





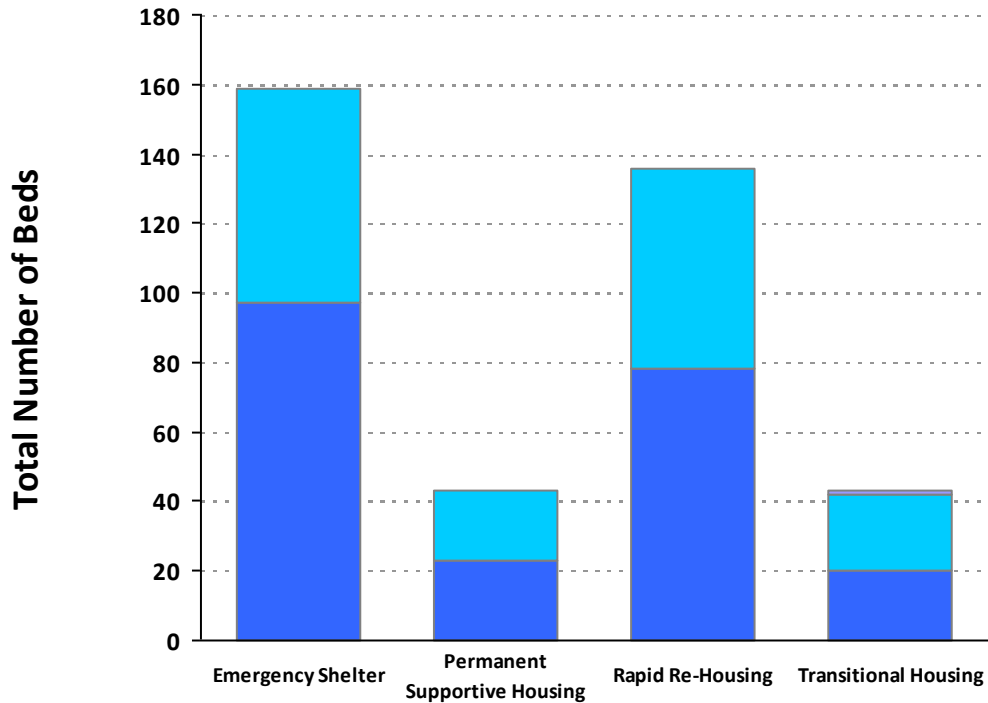
Important Notes About This Data: This report is based on information provided to HUD by Continuums of Care (CoCs) in the fiscal year 2019 application for CoC Homeless Assistance Programs. HUD has conducted a limited data quality review but has not independently verified all of the information submitted by each CoC. The reader is therefore cautioned that since compliance with these standards may vary, the reliability and consistency of the Housing Inventory and Homeless Count data may also vary among CoCs. Additionally, a shift in the methodology a CoC uses to count the homeless may cause a change in homeless counts between reporting periods. For inquiries about data reported by a specific Continuum of Care, please contact that jurisdiction directly. CoC contact information can be found on the HUD Exchange website (<https://www.hudexchange.info/grantees/contacts/>).

CoC Number: TN-512

CoC Name: Morristown/Blount, Sevier, Campbell, Cocke Counties CoC

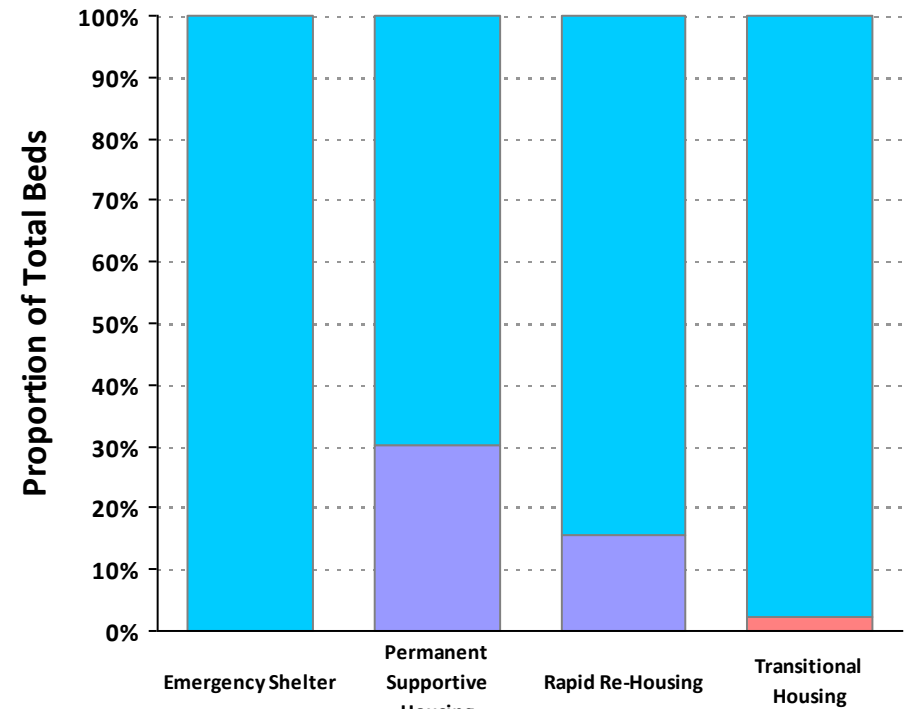
2019 Housing Inventory Summarized by Target Population and Bed Type

Beds by Intended Household Type Served



Child-Only Beds	0	0	0	1
Adult-Only Beds	62	20	58	22
Adult & Child Beds ¹	97	23	78	20

Veteran & Youth Beds as a Proportion of Total Beds



Other Beds	208	30	115	42
Veteran Beds	0	13	21	0
Youth Beds	0	0	0	1

¹Adult & Child Beds refer to beds for households with one adult (age 18 or older) and at least one child (under the age of 18).



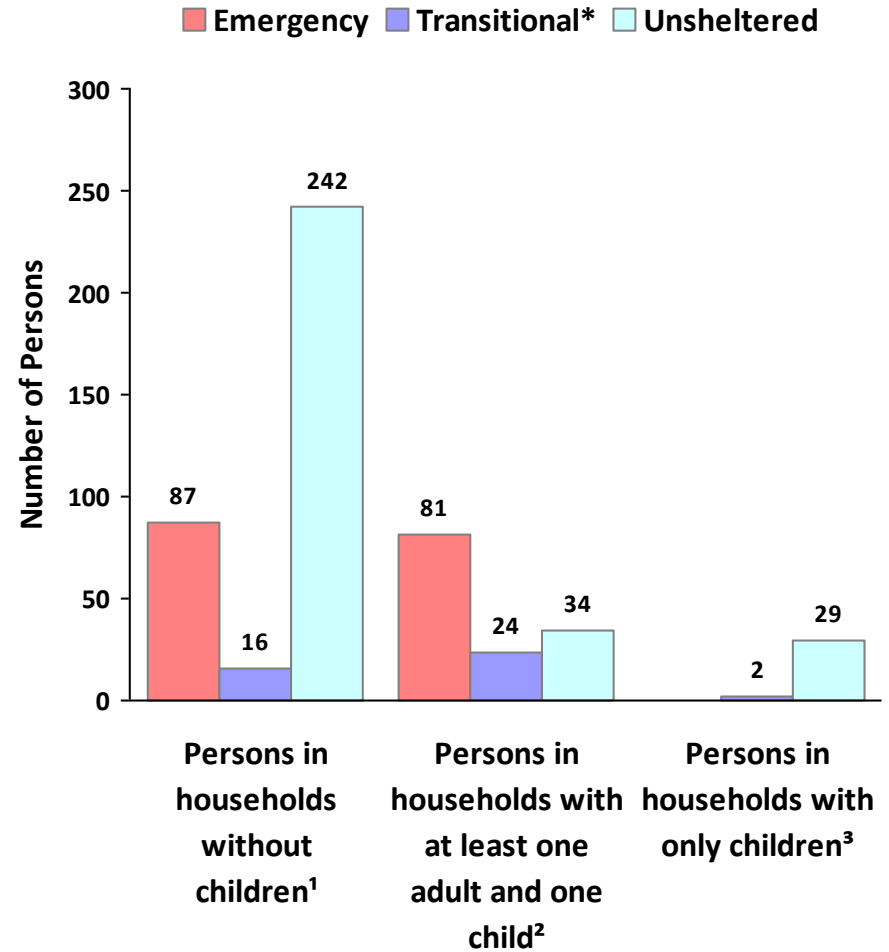
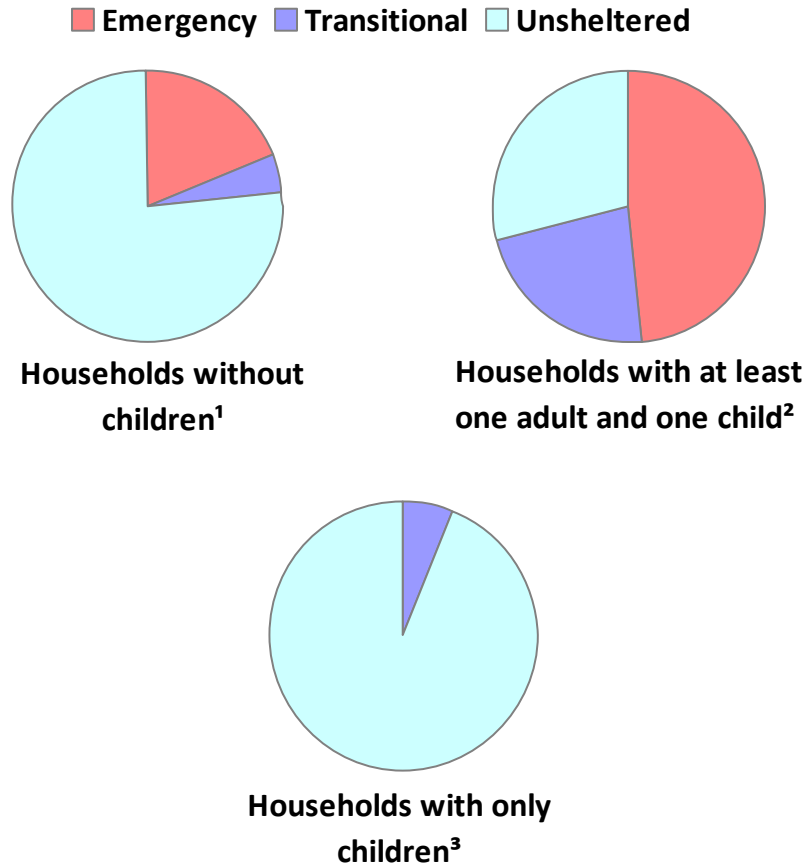
Important Notes About This Data: This report is based on information provided to HUD by Continuums of Care (CoCs) in the fiscal year 2019 application for CoC Homeless Assistance Programs. HUD has conducted a limited data quality review but has not independently verified all of the information submitted by each CoC. The reader is therefore cautioned that since compliance with these standards may vary, the reliability and consistency of the Housing Inventory and Homeless Count data may also vary among CoCs. Additionally, a shift in the methodology a CoC uses to count the homeless may cause a change in homeless counts between reporting periods. For inquiries about data reported by a specific Continuum of Care, please contact that jurisdiction directly. CoC contact information can be found on the HUD Exchange website (<https://www.hudexchange.info/grantees/contacts/>).

CoC Number: TN-512

CoC Name: Morristown/Blount, Sevier, Campbell, Cocke Counties CoC

2019 Point in Time Count Summarized by Household Type

Proportion of Households Served by Program Type



* Safe Haven programs are included in the Transitional Housing category.

¹This category includes single adults, adult couples with no children, and groups of adults. ²This category includes households with one adult and at least one child under age 18.

³This category includes persons under age 18, including children in one-child households, adolescent parents and their children, adolescent siblings, or other household configurations composed only of children.

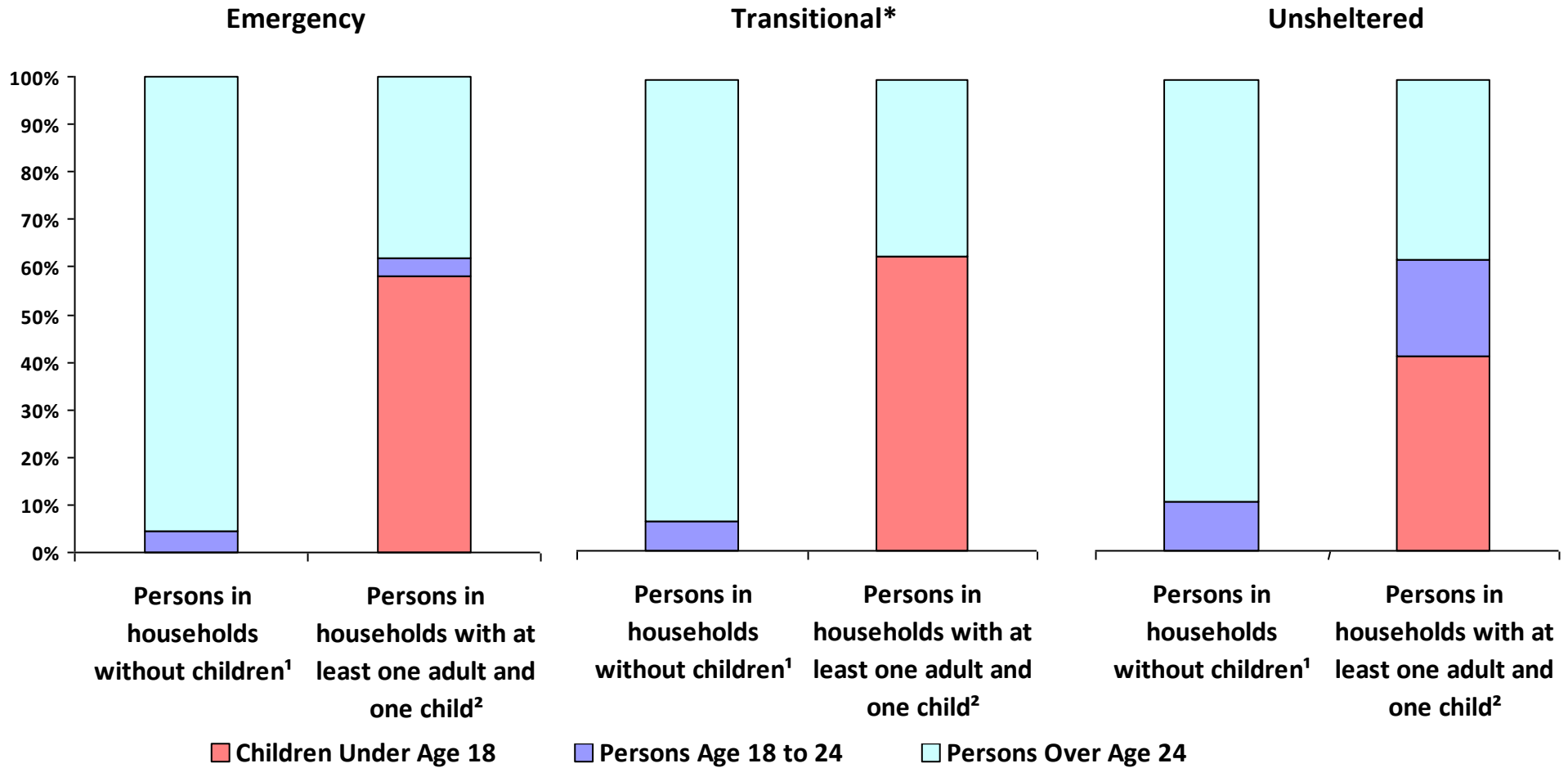


Important Notes About This Data: This report is based on information provided to HUD by Continuums of Care (CoCs) in the fiscal year 2019 application for CoC Homeless Assistance Programs. HUD has conducted a limited data quality review but has not independently verified all of the information submitted by each CoC. The reader is therefore cautioned that since compliance with these standards may vary, the reliability and consistency of the Housing Inventory and Homeless Count data may also vary among CoCs. Additionally, a shift in the methodology a CoC uses to count the homeless may cause a change in homeless counts between reporting periods. For inquiries about data reported by a specific Continuum of Care, please contact that jurisdiction directly. CoC contact information can be found on the HUD Exchange website (<https://www.hudexchange.info/grantees/contacts/>).

CoC Number: TN-512

CoC Name: Morristown/Blount, Sevier, Campbell, Cocke Counties CoC

2019 Point-In-Time Count Proportion of Persons in each Age Group by Household Type



* Safe Haven programs are included in the Transitional Housing category.

¹This category includes single adults, adult couples with no children, and groups of adults. ²This category includes households with one adult and at least one child under age 18.

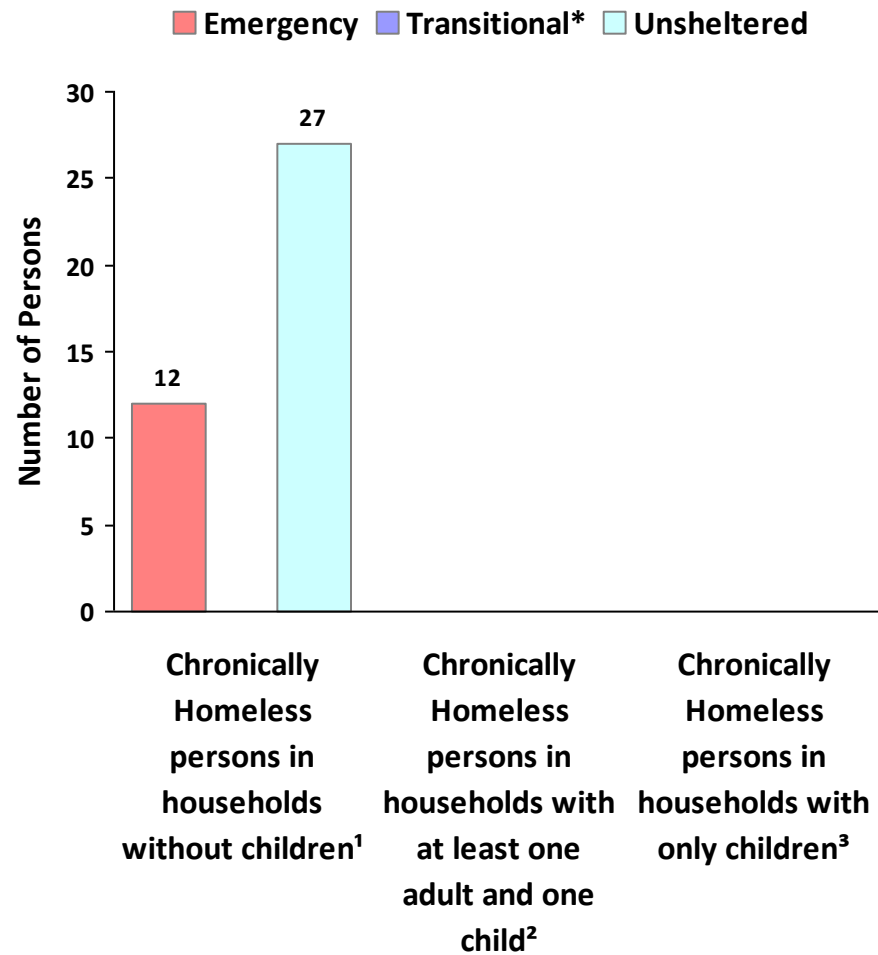
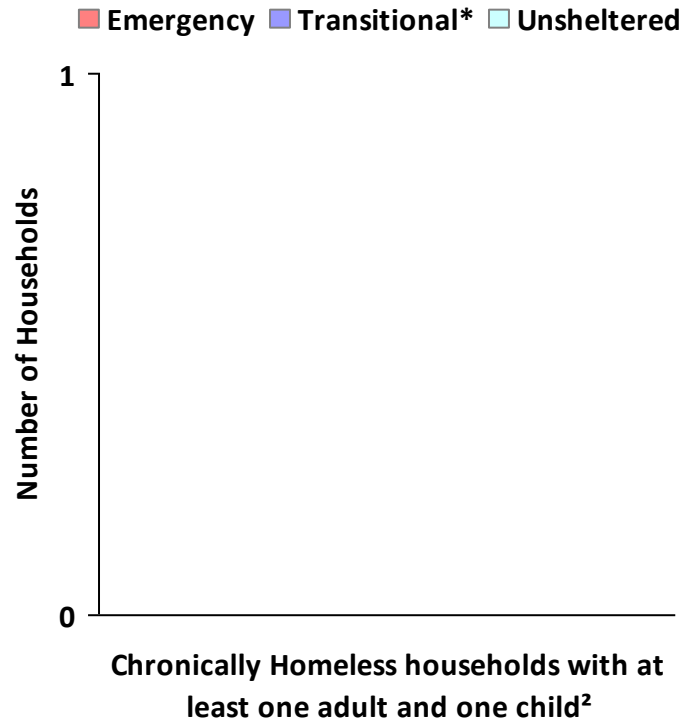


Important Notes About This Data: This report is based on information provided to HUD by Continuums of Care (CoCs) in the fiscal year 2019 application for CoC Homeless Assistance Programs. HUD has conducted a limited data quality review but has not independently verified all of the information submitted by each CoC. The reader is therefore cautioned that since compliance with these standards may vary, the reliability and consistency of the Housing Inventory and Homeless Count data may also vary among CoCs. Additionally, a shift in the methodology a CoC uses to count the homeless may cause a change in homeless counts between reporting periods. For inquiries about data reported by a specific Continuum of Care, please contact that jurisdiction directly. CoC contact information can be found on the HUD Exchange website (<https://www.hudexchange.info/grantees/contacts/>).

CoC Number: TN-512

CoC Name: Morristown/Blount, Sevier, Campbell, Cocke Counties CoC

2019 Point in Time Count Summarized by Chronically Homeless by Household Type



* Safe Haven programs are included in the Transitional Housing category.

¹This category includes single adults, adult couples with no children, and groups of adults. ²This category includes households with one adult and at least one child under age 18.

³This category includes persons under age 18, including children in one-child households, adolescent parents and their children, adolescent siblings, or other household configurations composed only of children.



Important Notes About This Data: This report is based on information provided to HUD by Continuums of Care (CoCs) in the fiscal year 2019 application for CoC Homeless Assistance Programs. HUD has conducted a limited data quality review but has not independently verified all of the information submitted by each CoC. The reader is therefore cautioned that since compliance with these standards may vary, the reliability and consistency of the Housing Inventory and Homeless Count data may also vary among CoCs. Additionally, a shift in the methodology a CoC uses to count the homeless may cause a change in homeless counts between reporting periods. For inquiries about data reported by a specific Continuum of Care, please contact that jurisdiction directly. CoC contact information can be found on the HUD Exchange website (<https://www.hudexchange.info/grantees/contacts/>).

CoC Number: TN-512

CoC Name: Morristown/Blount, Sevier, Campbell, Cocke Counties CoC

2019 Point in Time Count Summarized by Sub-Population

