



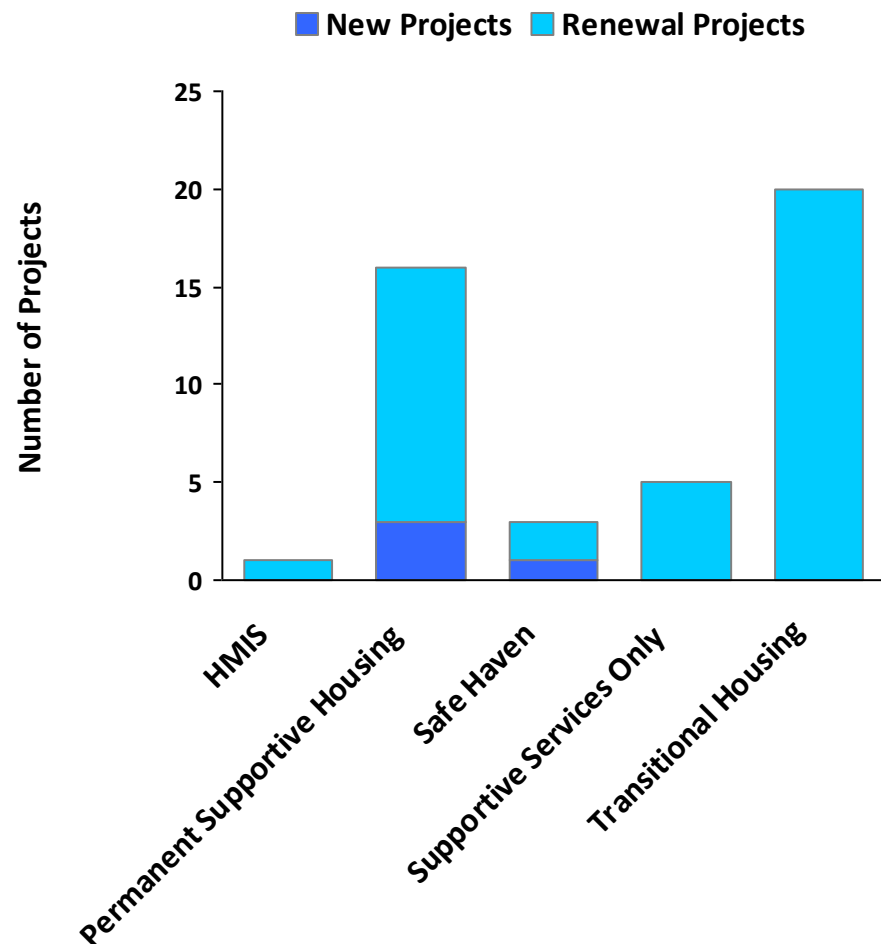
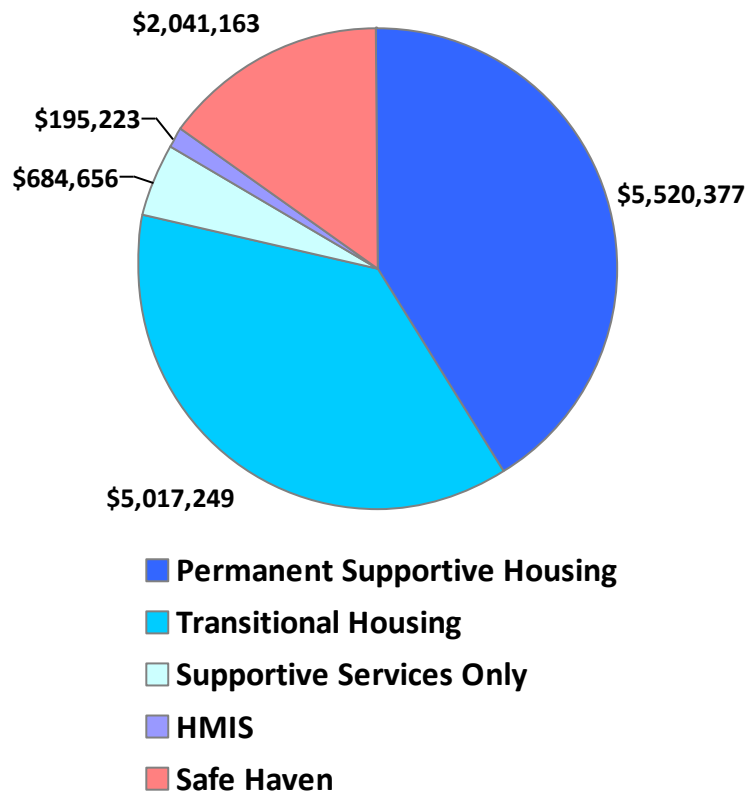
*Important Notes About This Data:* This report is based on information provided to HUD by Continuums of Care in the 2009 Continuum of Care application and has not been independently verified by HUD. CoCs were instructed to collect data for a point-in-time during the last week of January 2009. For inquiries about data reported by a specific Continuum of Care, please contact that jurisdiction directly. CoC contact information can be found on the hudhre.info web site (<http://www.hudhre.info/index.cfm?do=viewCoCMapsAndReports>). In some cases, a community may have listed a program in the Housing Inventory Chart but did not provide sufficient information/detail for HUD to understand the number of beds/units available and the target population served. Those programs have been removed for the purposes of this report.

**CoC Name: Pittsburgh/McKeesport/Penn Hills/Allegheny County CoC**

**CoC Number: PA-600**

### **2009 Awards by Program and Renewal Type**

**Total Award Amount: \$13,458,668.00**



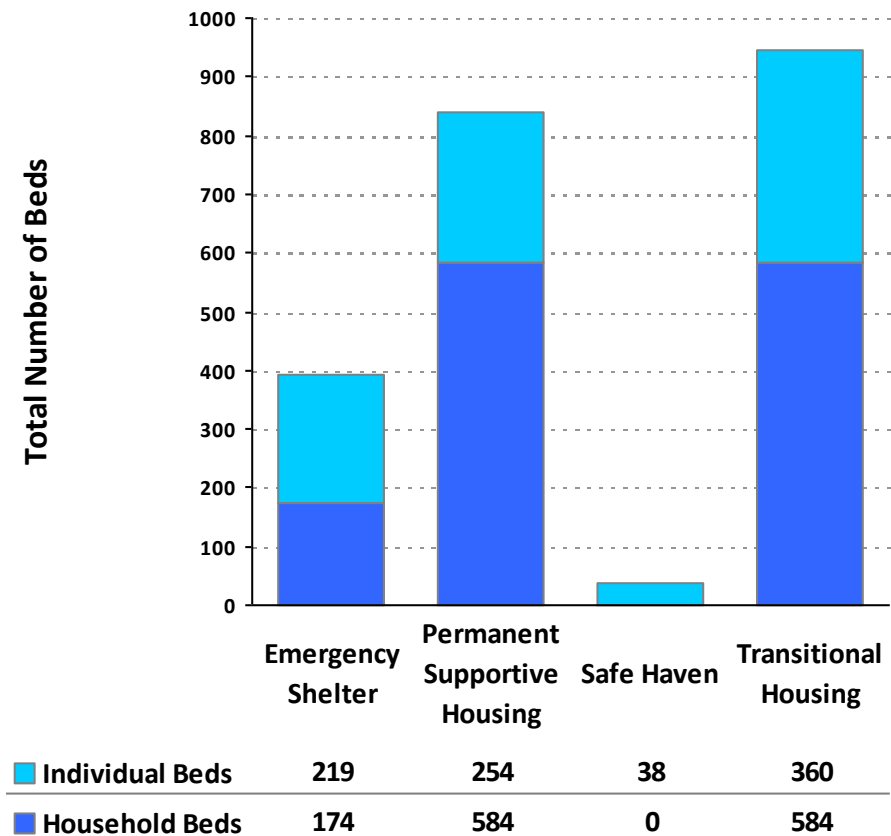
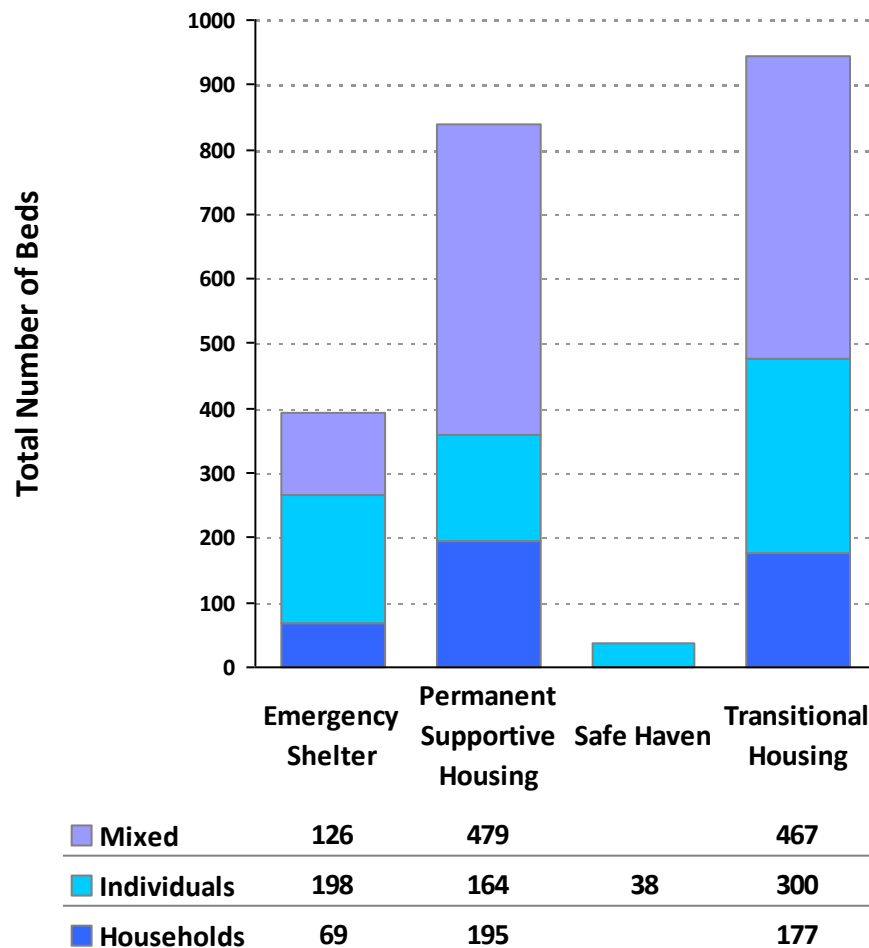


*Important Notes About This Data:* This report is based on information provided to HUD by Continuums of Care in the 2009 Continuum of Care application and has not been independently verified by HUD. CoCs were instructed to collect data for a point-in-time during the last week of January 2009. For inquiries about data reported by a specific Continuum of Care, please contact that jurisdiction directly. CoC contact information can be found on the hudhre.info web site (<http://www.hudhre.info/index.cfm?do=viewCoCMapsAndReports>). In some cases, a community may have listed a program in the Housing Inventory Chart but did not provide sufficient information/detail for HUD to understand the number of beds/units available and the target population served. Those programs have been removed for the purposes of this report.

**CoC Name: Pittsburgh/McKeesport/Penn Hills/Allegheny County CoC**

**CoC Number: PA-600**

### 2009 Housing Inventory Summarized by Target Population and Bed Type





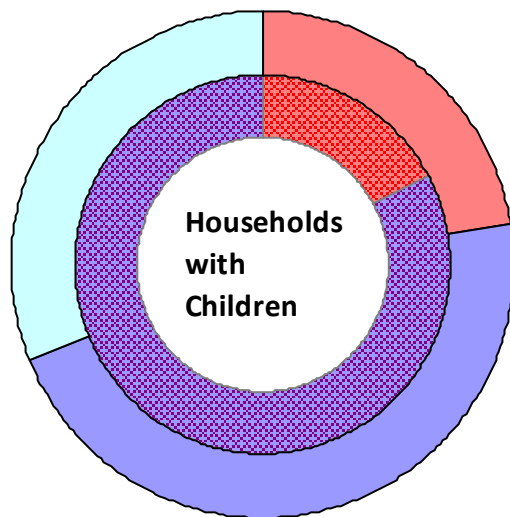
*Important Notes About This Data:* This report is based on information provided to HUD by Continuums of Care in the 2009 Continuum of Care application and has not been independently verified by HUD. CoCs were instructed to collect data for a point-in-time during the last week of January 2009. For inquiries about data reported by a specific Continuum of Care, please contact that jurisdiction directly. CoC contact information can be found on the hudhre.info web site (<http://www.hudhre.info/index.cfm?do=viewCoCMapsAndReports>). In some cases, a community may have listed a program in the Housing Inventory Chart but did not provide sufficient information/detail for HUD to understand the number of beds/units available and the target population served. Those programs have been removed for the purposes of this report.

**CoC Name: Pittsburgh/McKeesport/Penn Hills/Allegheny County CoC**

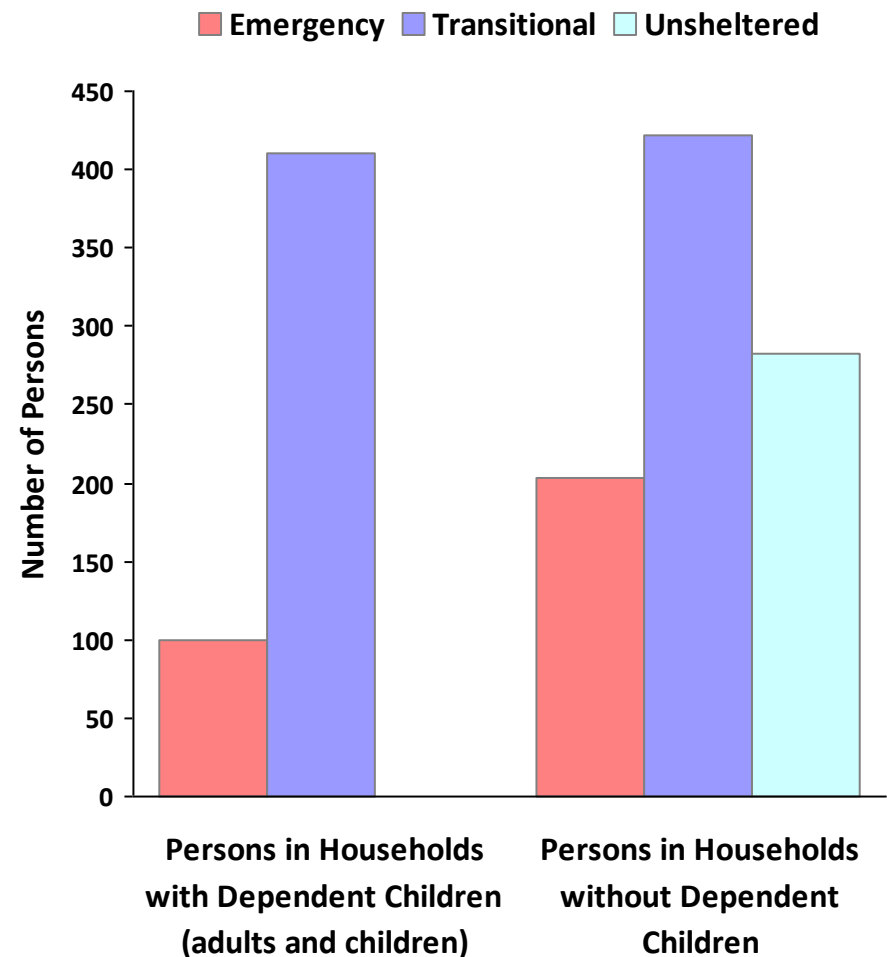
**CoC Number: PA-600**

### **2009 Point in Time Count Summarized by Household Type**

**Proportion of Households Served by Program Type**



Emergency Transitional Unsheltered





*Important Notes About This Data:* This report is based on information provided to HUD by Continuums of Care in the 2009 Continuum of Care application and has not been independently verified by HUD. CoCs were instructed to collect data for a point-in-time during the last week of January 2009. For inquiries about data reported by a specific Continuum of Care, please contact that jurisdiction directly. CoC contact information can be found on the hudhre.info web site (<http://www.hudhre.info/index.cfm?do=viewCoCMapsAndReports>). In some cases, a community may have listed a program in the Housing Inventory Chart but did not provide sufficient information/detail for HUD to understand the number of beds/units available and the target population served. Those programs have been removed for the purposes of this report.

**CoC Name: Pittsburgh/McKeesport/Penn Hills/Allegheny County CoC**

**CoC Number: PA-600**

### **2009 Point in Time Count Summarized by Sub-Population**

