



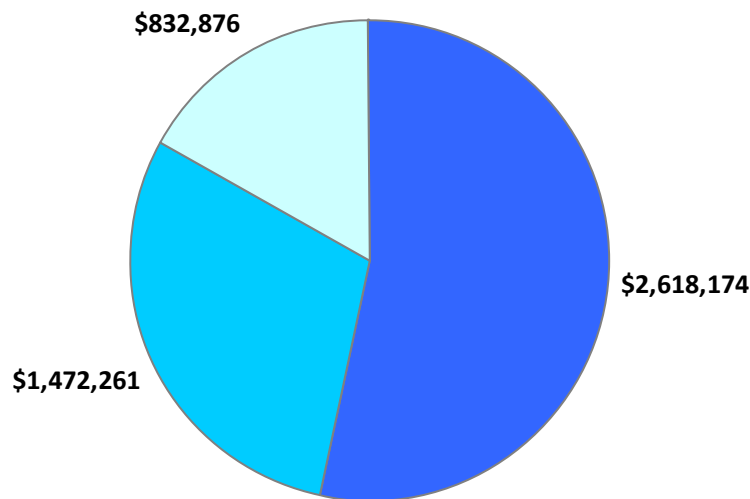
Important Notes About This Data: This report is based on information provided to HUD by Continuums of Care in the 2011 Continuum of Care application and has not been independently verified by HUD. CoCs were instructed to collect data for a point-in-time during the last week of January 2011. For inquiries about data reported by a specific Continuum of Care, please contact that jurisdiction directly. CoC contact information can be found on the hudhre.info web site (<http://www.hudhre.info/index.cfm?do=viewCoCMapsAndReports>). In some cases, a community may have listed a program in the Housing Inventory Chart but did not provide sufficient information/detail for HUD to understand the number of beds/units available and the target population served. Those programs have been removed for the purposes of this report.

CoC Name: Albuquerque CoC

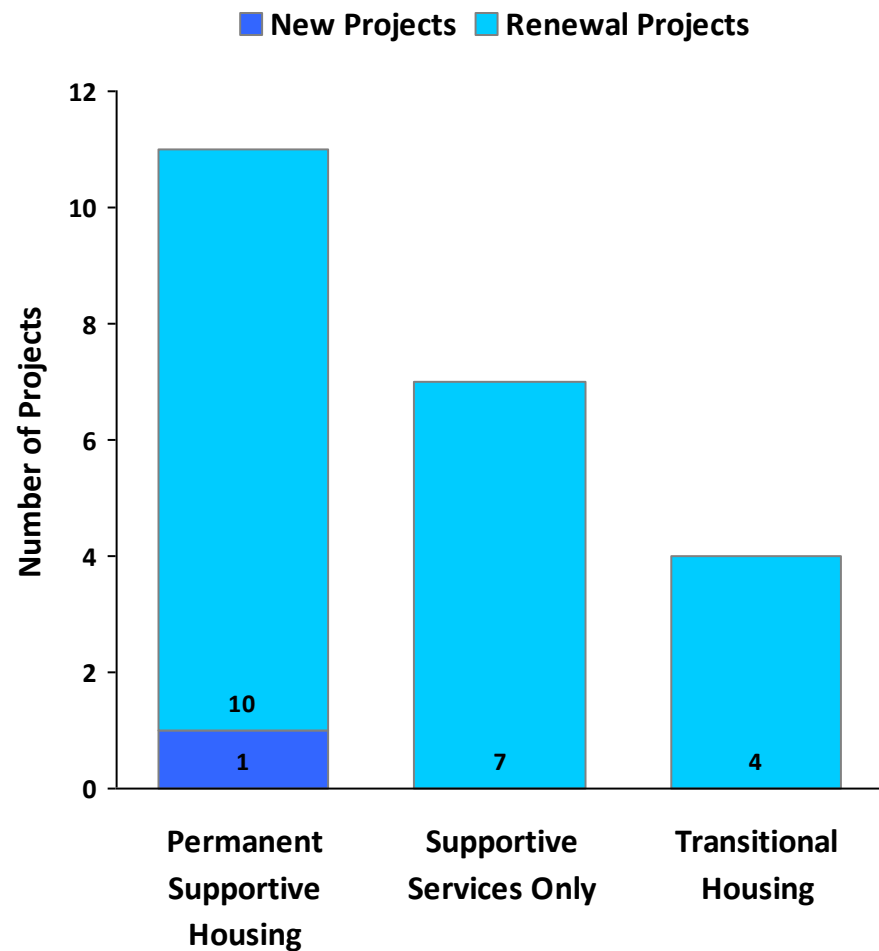
CoC Number: NM-500

2011 Awards by Program and Renewal Type

Total Award Amount: \$4,923,311.00



- Permanent Supportive Housing
- Transitional Housing
- Supportive Services Only



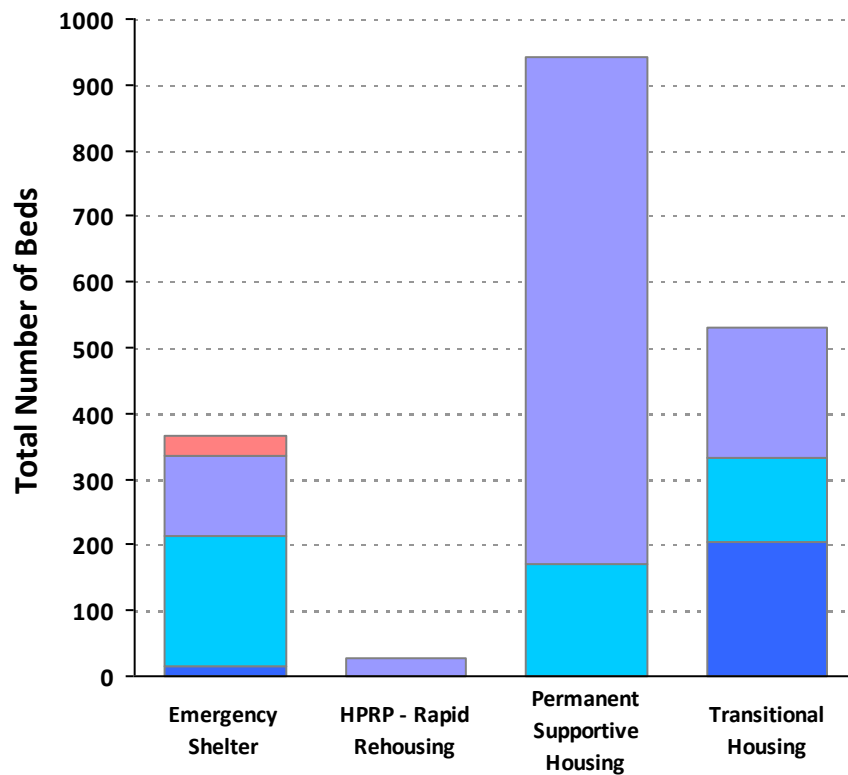


Important Notes About This Data: This report is based on information provided to HUD by Continuums of Care in the 2011 Continuum of Care application and has not been independently verified by HUD. CoCs were instructed to collect data for a point-in-time during the last week of January 2011. For inquiries about data reported by a specific Continuum of Care, please contact that jurisdiction directly. CoC contact information can be found on the hudhre.info web site (<http://www.hudhre.info/index.cfm?do=viewCoCMapsAndReports>). In some cases, a community may have listed a program in the Housing Inventory Chart but did not provide sufficient information/detail for HUD to understand the number of beds/units available and the target population served. Those programs have been removed for the purposes of this report.

CoC Name: Albuquerque CoC

CoC Number: NM-500

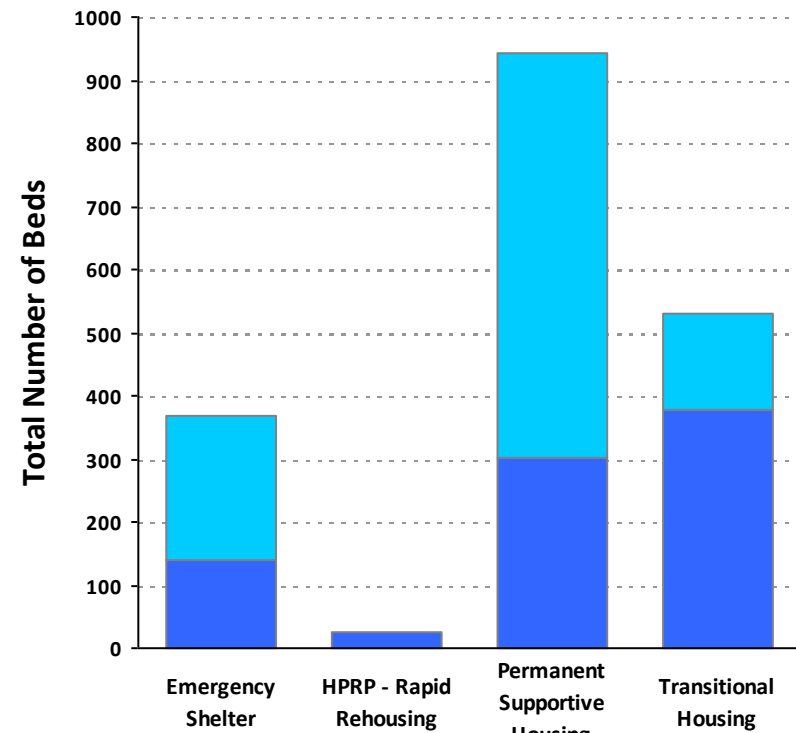
2011 Housing Inventory Summarized by Target Population and Bed Type



Youth	32			
Mixed*	123	26	771	200
Individuals	198		172	127
Households**	14			204

* Mixed beds may serve any target population

** Households and Household Beds refer to Households with Children



Individual Beds	228	2	642	153
Household Beds**	139	24	301	378



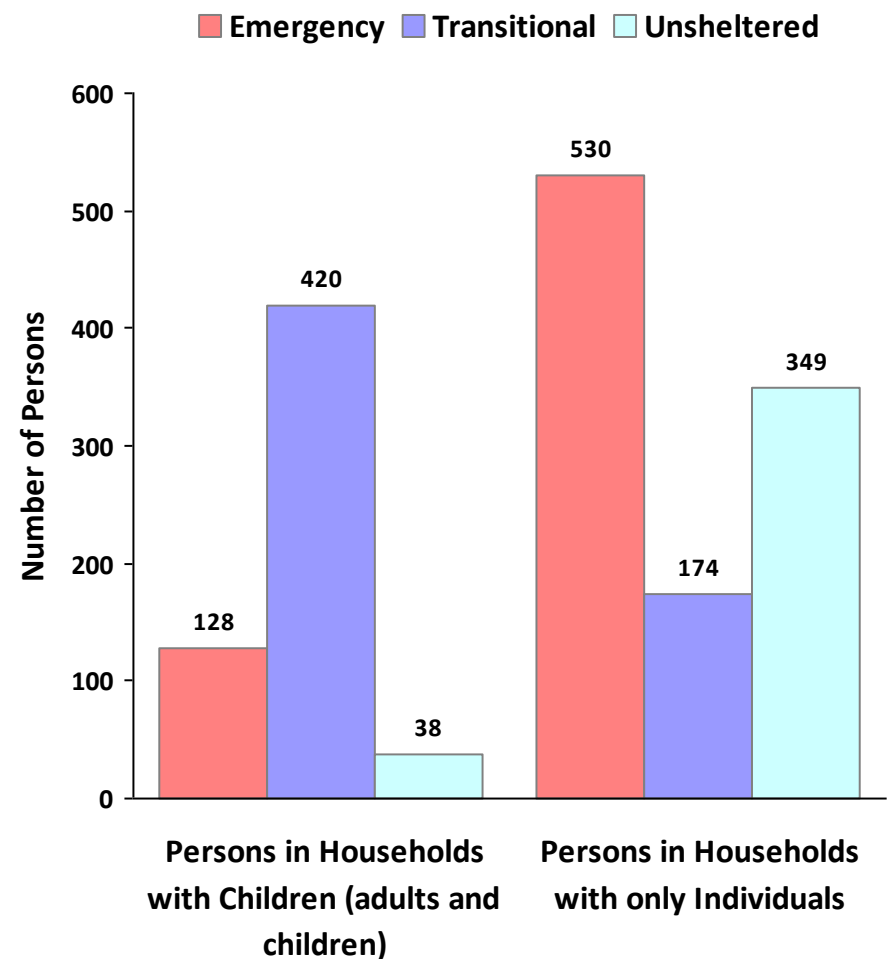
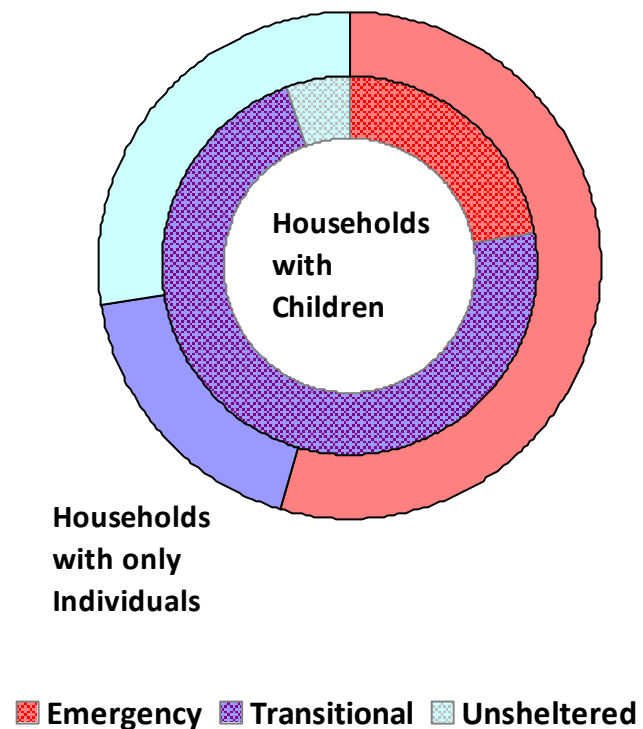
Important Notes About This Data: This report is based on information provided to HUD by Continuums of Care in the 2011 Continuum of Care application and has not been independently verified by HUD. CoCs were instructed to collect data for a point-in-time during the last week of January 2011. For inquiries about data reported by a specific Continuum of Care, please contact that jurisdiction directly. CoC contact information can be found on the hudhre.info web site (<http://www.hudhre.info/index.cfm?do=viewCoCMapsAndReports>). In some cases, a community may have listed a program in the Housing Inventory Chart but did not provide sufficient information/detail for HUD to understand the number of beds/units available and the target population served. Those programs have been removed for the purposes of this report.

CoC Name: Albuquerque CoC

CoC Number: NM-500

2011 Point in Time Count Summarized by Household Type

Proportion of Households Served by Program Type





Important Notes About This Data: This report is based on information provided to HUD by Continuums of Care in the 2011 Continuum of Care application and has not been independently verified by HUD. CoCs were instructed to collect data for a point-in-time during the last week of January 2011. For inquiries about data reported by a specific Continuum of Care, please contact that jurisdiction directly. CoC contact information can be found on the hudhre.info web site (<http://www.hudhre.info/index.cfm?do=viewCoCMapsAndReports>). In some cases, a community may have listed a program in the Housing Inventory Chart but did not provide sufficient information/detail for HUD to understand the number of beds/units available and the target population served. Those programs have been removed for the purposes of this report.

CoC Name: Albuquerque CoC

CoC Number: NM-500

2010 Point in Time Count Summarized by Sub-Population

