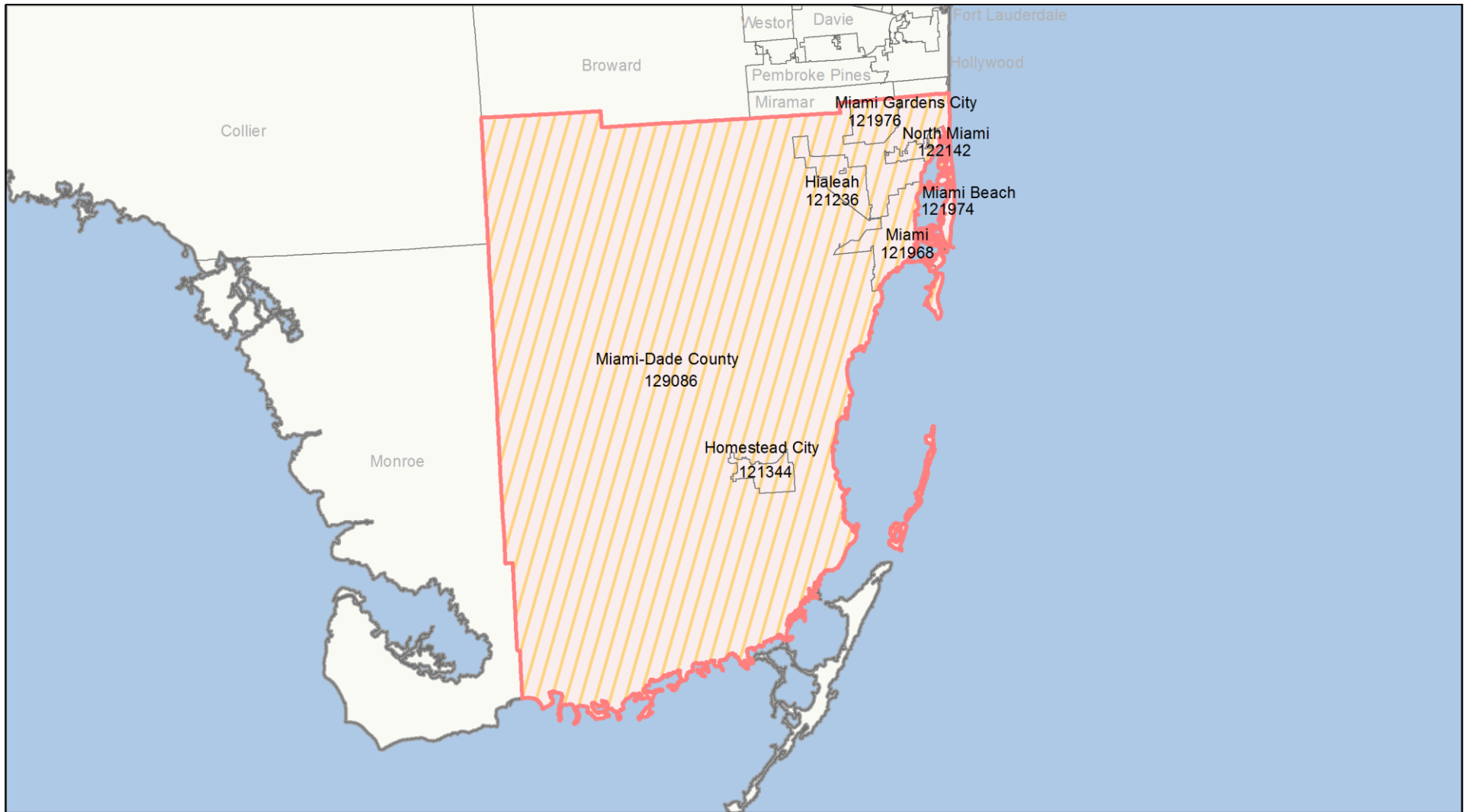




Important Notes About This Data: This report is based on information provided to HUD by Continuums of Care (CoCs) in the fiscal year 2016 application for CoC Homeless Assistance Programs. HUD has conducted a limited data quality review but has not independently verified all of the information submitted by each CoC. The reader is therefore cautioned that since compliance with these standards may vary, the reliability and consistency of the Housing Inventory and Homeless Count data may also vary among CoCs. Additionally, a shift in the methodology a CoC uses to count the homeless may cause a change in homeless counts between reporting periods. For inquiries about data reported by a specific Continuum of Care, please contact that jurisdiction directly. CoC contact information can be found on the HUD Exchange website (<https://www.hudexchange.info/grantees/?granteesaction=main.searchresultsprogramid=3>).

CoC Name: Miami-Dade County CoC

CoC Number: FL-600



 2016 CoC Boundary  2015 CoC Boundary



Important Notes About This Data: This report is based on information provided to HUD by Continuums of Care (CoCs) in the fiscal year 2016 application for CoC Homeless Assistance Programs. HUD has conducted a limited data quality review but has not independently verified all of the information submitted by each CoC. The reader is therefore cautioned that since compliance with these standards may vary, the reliability and consistency of the Housing Inventory and Homeless Count data may also vary among CoCs. Additionally, a shift in the methodology a CoC uses to count the homeless may cause a change in homeless counts between reporting periods. For inquiries about data reported by a specific Continuum of Care, please contact that jurisdiction directly. CoC contact information can be found on the HUD Exchange website (<https://www.hudexchange.info/grantees/?granteesaction=main.searchresultsprogramid=3>).

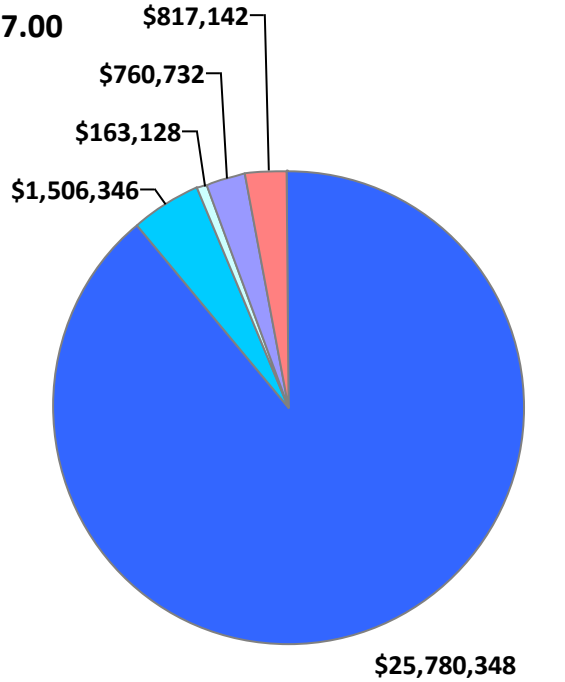
CoC Name: Miami-Dade County CoC

CoC Number: FL-600

2016 Awards by Component and Renewal Type

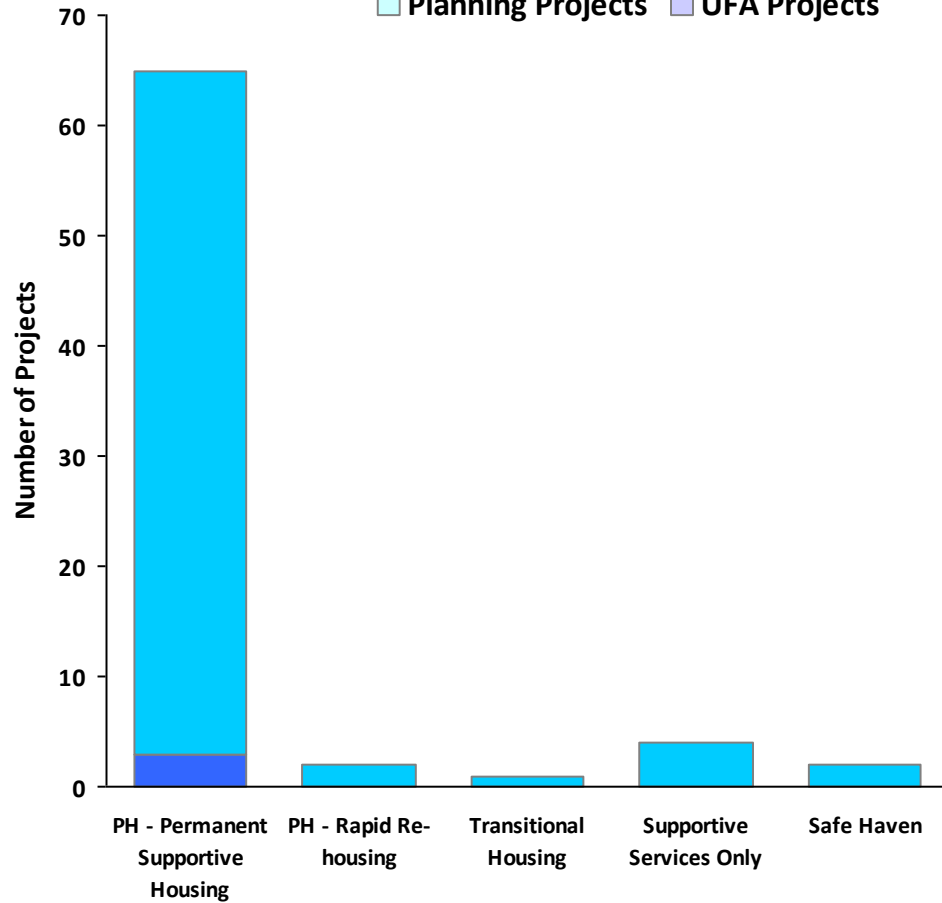
Total Award Amount

\$29,898,527.00



- PH - Permanent Supportive Housing
- PH - Rapid Re-housing
- Transitional Housing
- Supportive Services Only
- Safe Haven

- New Projects
- Renewal Projects
- Planning Projects
- UFA Projects





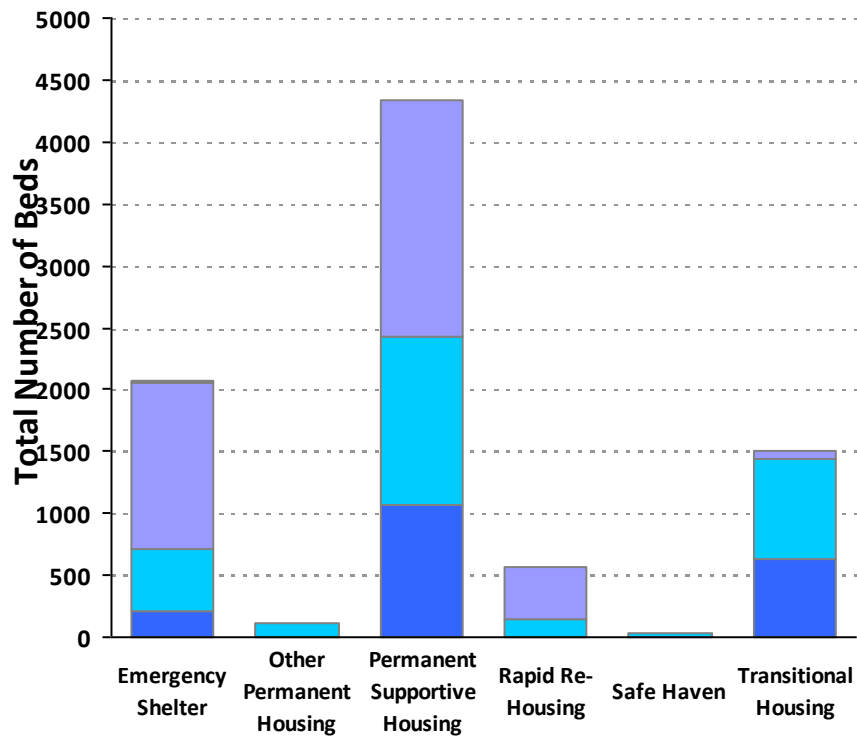
Important Notes About This Data: This report is based on information provided to HUD by Continuums of Care (CoCs) in the fiscal year 2016 application for CoC Homeless Assistance Programs. HUD has conducted a limited data quality review but has not independently verified all of the information submitted by each CoC. The reader is therefore cautioned that since compliance with these standards may vary, the reliability and consistency of the Housing Inventory and Homeless Count data may also vary among CoCs. Additionally, a shift in the methodology a CoC uses to count the homeless may cause a change in homeless counts between reporting periods. For inquiries about data reported by a specific Continuum of Care, please contact that jurisdiction directly. CoC contact information can be found on the HUD Exchange website (<https://www.hudexchange.info/grantees/?granteesaction=main.searchresultsprogramid=3>).

CoC Name: Miami-Dade County CoC

CoC Number: FL-600

2016 Housing Inventory Summarized by Target Population and Bed Type

Beds by Designated Target Population

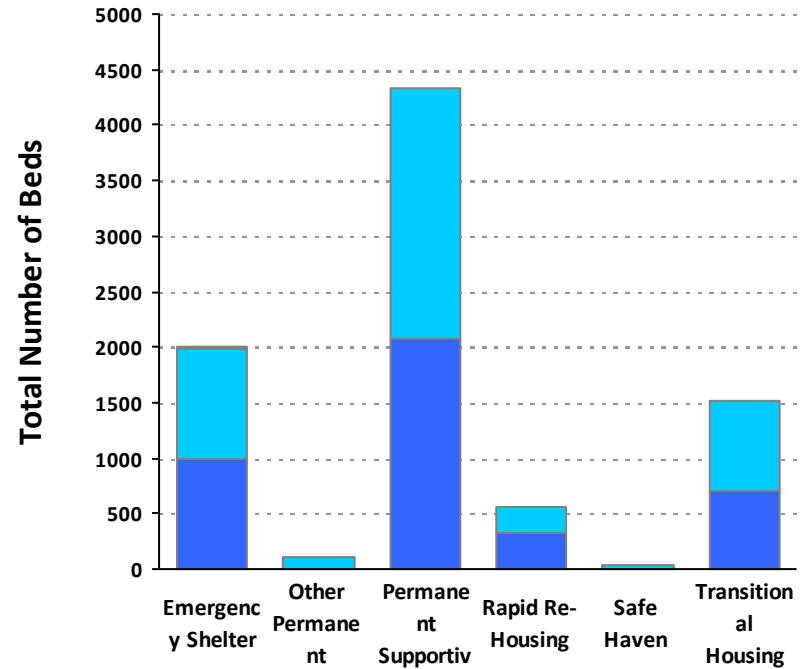


■ Youth	14				
■ Mixed	1345	1909	420	71	
■ Individuals	496	109	1362	28	812
■ Households	214		1066		627

* Mixed beds may serve any target population

**Adult & Child and Adult & Child Beds refer to beds for households with one adult and at least one child under age 18

Beds by Intended Household Type Served



Household Type	Emergency Shelter	Other Permanent	Permanent Supportive	Rapid Re-Housing	Safe Haven	Transitional Housing
■ Child-Only Beds	10	0	0	0	0	0
■ Adult-Only Beds	995	109	2264	233	28	814
■ Adult & Child Beds**	994	0	2073	332	0	696



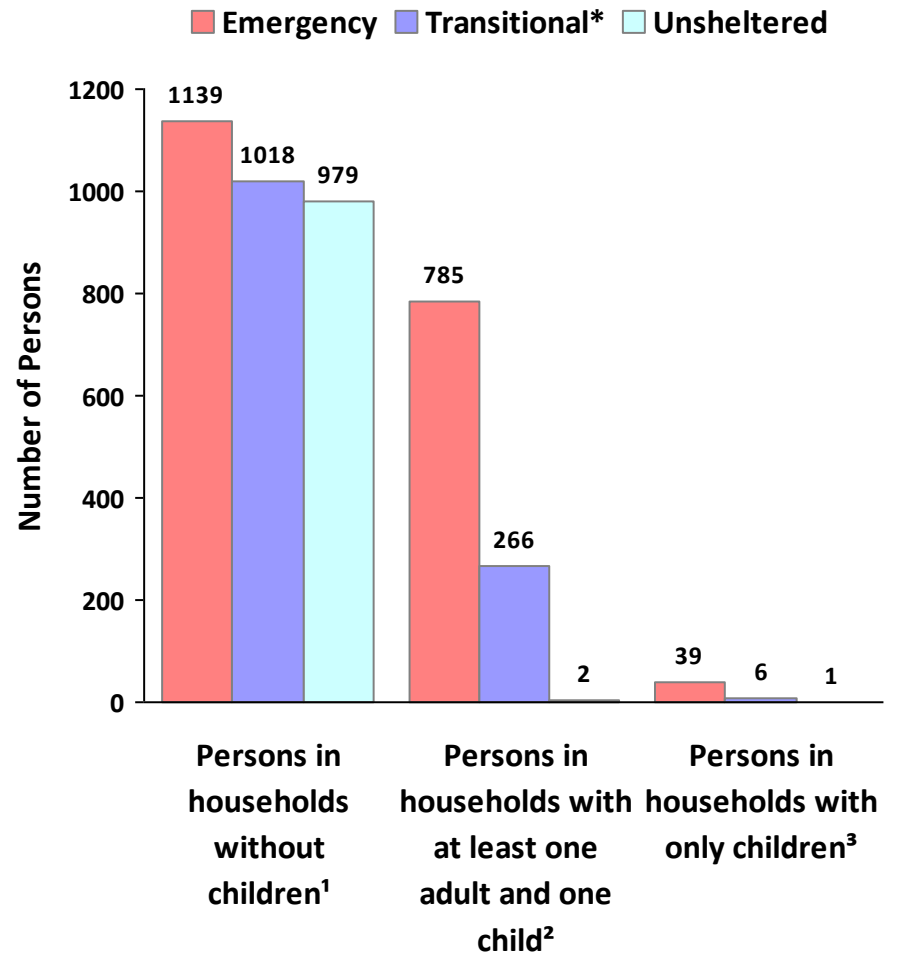
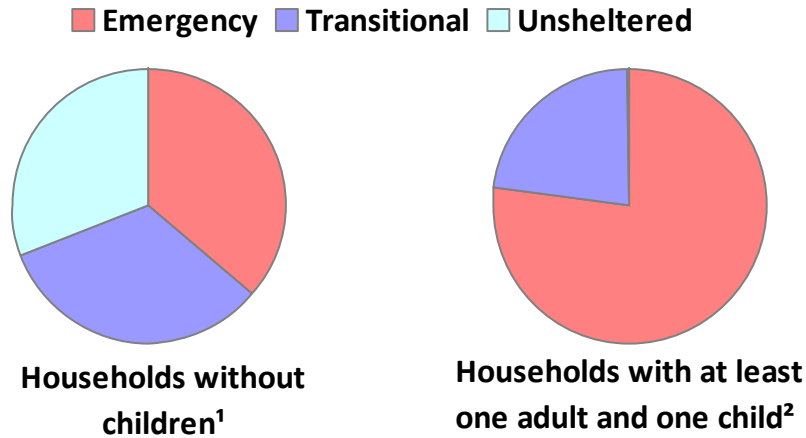
Important Notes About This Data: This report is based on information provided to HUD by Continuums of Care (CoCs) in the fiscal year 2016 application for CoC Homeless Assistance Programs. HUD has conducted a limited data quality review but has not independently verified all of the information submitted by each CoC. The reader is therefore cautioned that since compliance with these standards may vary, the reliability and consistency of the Housing Inventory and Homeless Count data may also vary among CoCs. Additionally, a shift in the methodology a CoC uses to count the homeless may cause a change in homeless counts between reporting periods. For inquiries about data reported by a specific Continuum of Care, please contact that jurisdiction directly. CoC contact information can be found on the HUD Exchange website (<https://www.hudexchange.info/grantees/?granteesaction=main.searchresultsprogramid=3>).

CoC Name: Miami-Dade County CoC

CoC Number: FL-600

2016 Point in Time Count Summarized by Household Type

Proportion of Households Served by Program Type



* Safe Haven programs are included in the Transitional Housing category.

¹This category includes single adults, adult couples with no children, and groups of adults. ²This category includes households with one adult and at least one child under age 18.

³This category includes persons under age 18, including children in one-child households, adolescent parents and their children, adolescent siblings, or other household configurations composed only of children.

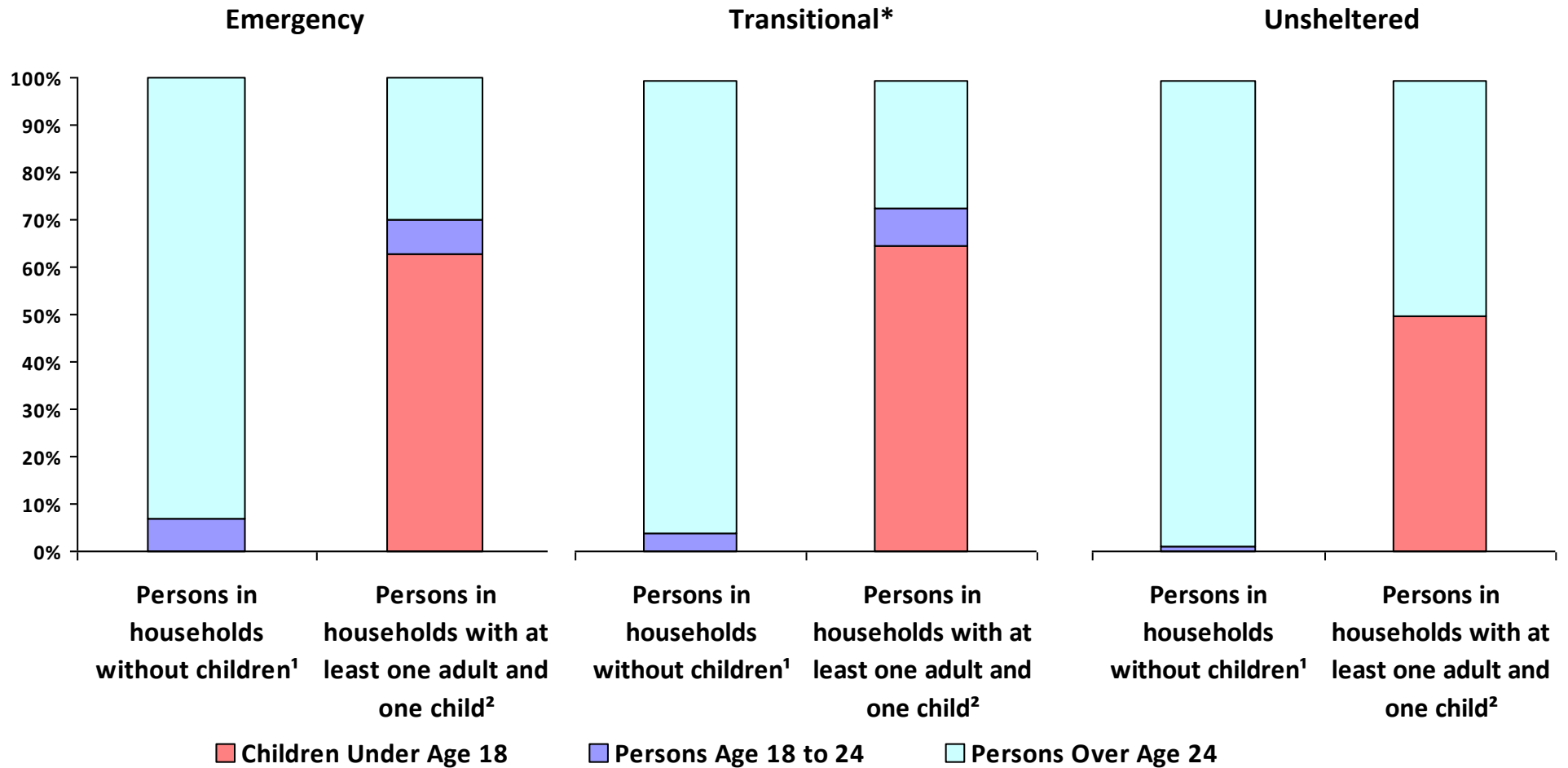


Important Notes About This Data: This report is based on information provided to HUD by Continuums of Care (CoCs) in the fiscal year 2016 application for CoC Homeless Assistance Programs. HUD has conducted a limited data quality review but has not independently verified all of the information submitted by each CoC. The reader is therefore cautioned that since compliance with these standards may vary, the reliability and consistency of the Housing Inventory and Homeless Count data may also vary among CoCs. Additionally, a shift in the methodology a CoC uses to count the homeless may cause a change in homeless counts between reporting periods. For inquiries about data reported by a specific Continuum of Care, please contact that jurisdiction directly. CoC contact information can be found on the HUD Exchange website (<https://www.hudexchange.info/grantees/?granteesaction=main.searchresultsprogramid=3>).

CoC Name: Miami-Dade County CoC

CoC Number: FL-600

2016 Point-In-Time Count Proportion of Persons in each Age Group by Household Type



* Safe Haven programs are included in the Transitional Housing category.

¹This category includes single adults, adult couples with no children, and groups of adults. ²This category includes households with one adult and at least one child under age 18.



Important Notes About This Data: This report is based on information provided to HUD by Continuums of Care (CoCs) in the fiscal year 2016 application for CoC Homeless Assistance Programs. HUD has conducted a limited data quality review but has not independently verified all of the information submitted by each CoC. The reader is therefore cautioned that since compliance with these standards may vary, the reliability and consistency of the Housing Inventory and Homeless Count data may also vary among CoCs. Additionally, a shift in the methodology a CoC uses to count the homeless may cause a change in homeless counts between reporting periods. For inquiries about data reported by a specific Continuum of Care, please contact that jurisdiction directly. CoC contact information can be found on the HUD Exchange website (<https://www.hudexchange.info/grantees/?granteesaction=main.searchresultsprogramid=3>).

CoC Name: Miami-Dade County CoC

CoC Number: FL-600

2016 Point in Time Count Summarized by Sub-Population

