



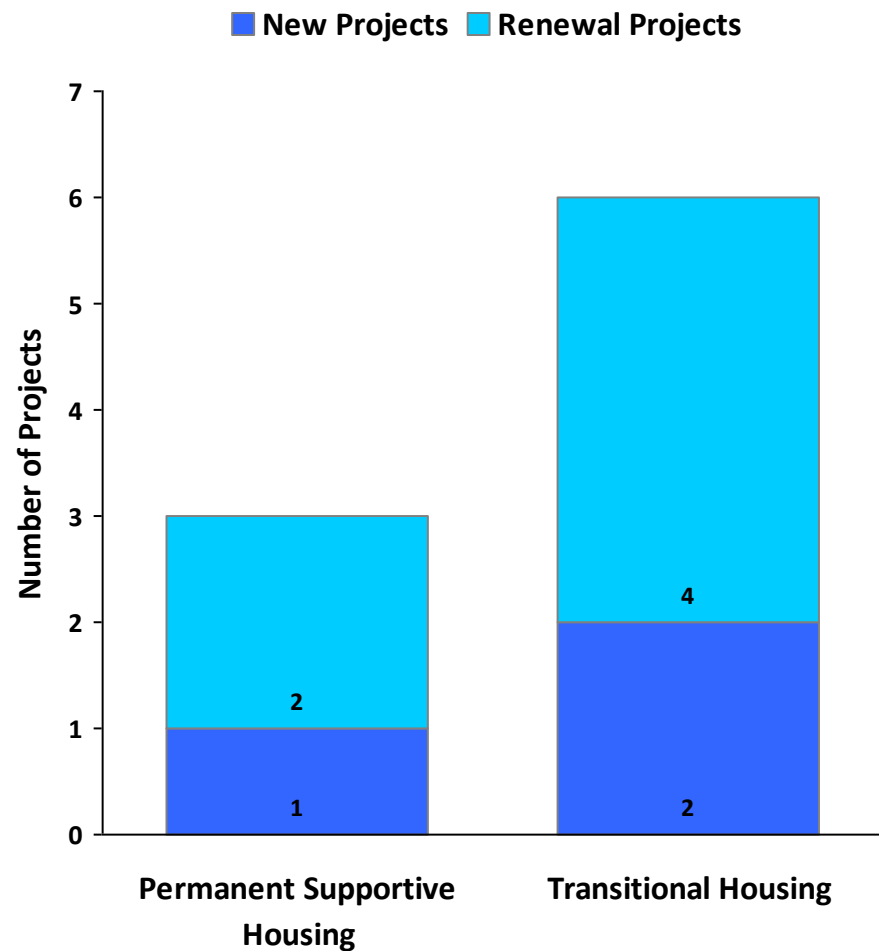
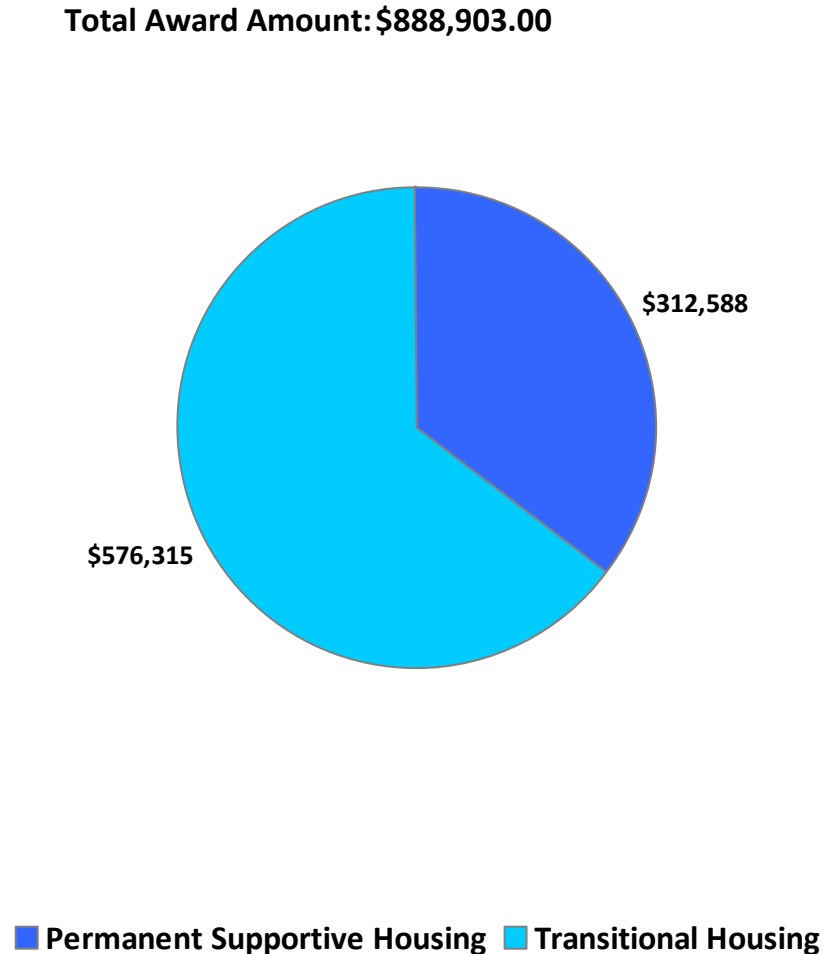
*Important Notes About This Data:* This report is based on information provided to HUD by Continuums of Care in the 2010 Continuum of Care application and has not been independently verified by HUD. CoCs were instructed to collect data for a point-in-time during the last week of January 2010. For inquiries about data reported by a specific Continuum of Care, please contact that jurisdiction directly. CoC contact information can be found on the hudhre.info web site (<http://www.hudhre.info/index.cfm?do=viewCoCMapsAndReports>). In some cases, a community may have listed a program in the Housing Inventory Chart but did not provide sufficient information/detail for HUD to understand the number of beds/units available and the target population served. Those programs have been removed for the purposes of this report.

**CoC Name: Gainesville/Alachua, Putnam Counties CoC**

**CoC Number: FL-508**

### **2010 Awards by Program and Renewal Type**

**Total Award Amount: \$888,903.00**



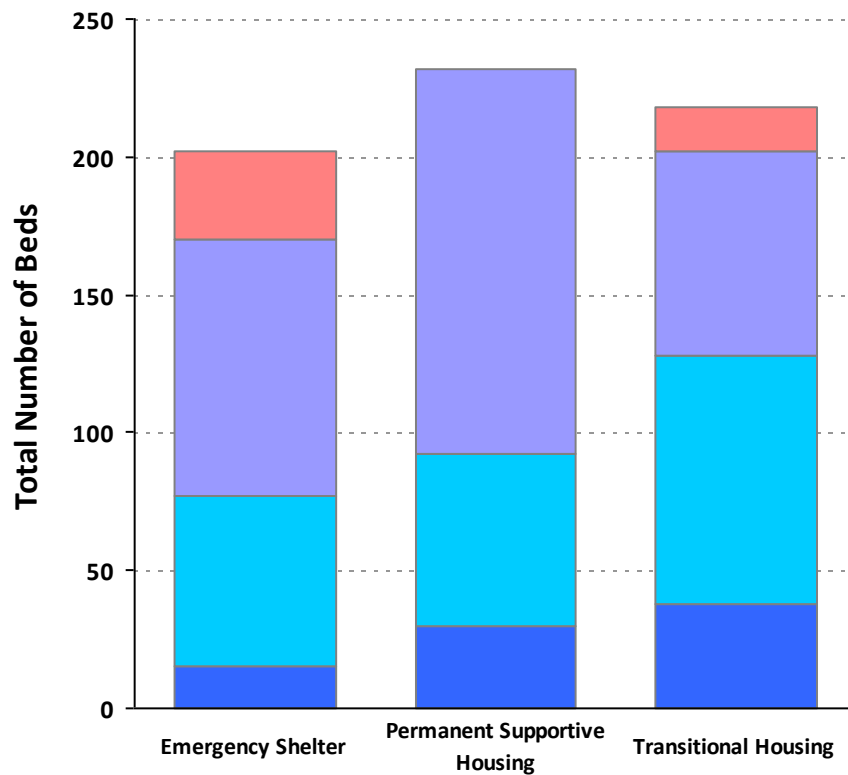


*Important Notes About This Data:* This report is based on information provided to HUD by Continuums of Care in the 2010 Continuum of Care application and has not been independently verified by HUD. CoCs were instructed to collect data for a point-in-time during the last week of January 2010. For inquiries about data reported by a specific Continuum of Care, please contact that jurisdiction directly. CoC contact information can be found on the hudhre.info web site (<http://www.hudhre.info/index.cfm?do=viewCoCMapsAndReports>). In some cases, a community may have listed a program in the Housing Inventory Chart but did not provide sufficient information/detail for HUD to understand the number of beds/units available and the target population served. Those programs have been removed for the purposes of this report.

**CoC Name: Gainesville/Alachua, Putnam Counties CoC**

**CoC Number: FL-508**

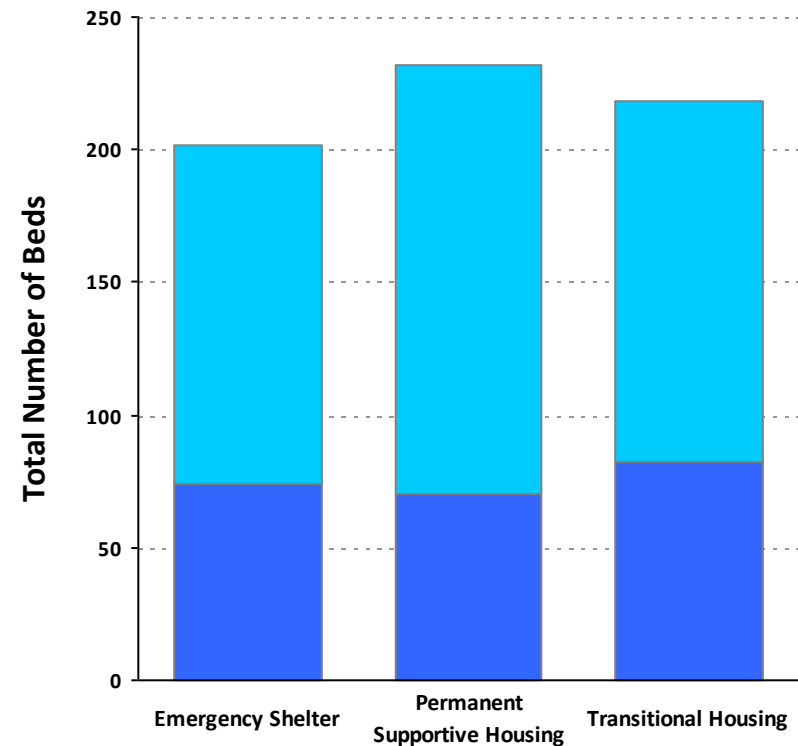
### **2010 Housing Inventory Summarized by Target Population and Bed Type**



Youth	32		16
Mixed*	93	140	74
Individuals	62	62	90
Households**	15	30	38

\* Mixed beds may serve any target population

\*\* Households and Household Beds refer to Households with Children



Individual Beds	128	162	136
Household Beds**	74	70	82



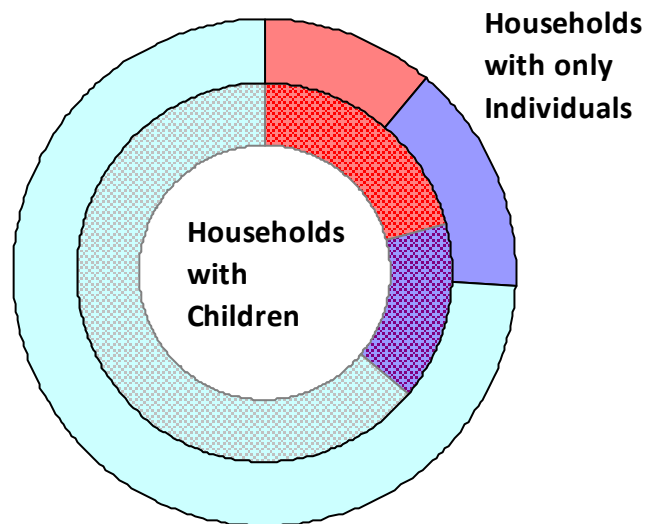
*Important Notes About This Data:* This report is based on information provided to HUD by Continuums of Care in the 2010 Continuum of Care application and has not been independently verified by HUD. CoCs were instructed to collect data for a point-in-time during the last week of January 2010. For inquiries about data reported by a specific Continuum of Care, please contact that jurisdiction directly. CoC contact information can be found on the hudhre.info web site (<http://www.hudhre.info/index.cfm?do=viewCoCMapsAndReports>). In some cases, a community may have listed a program in the Housing Inventory Chart but did not provide sufficient information/detail for HUD to understand the number of beds/units available and the target population served. Those programs have been removed for the purposes of this report.

**CoC Name: Gainesville/Alachua, Putnam Counties CoC**

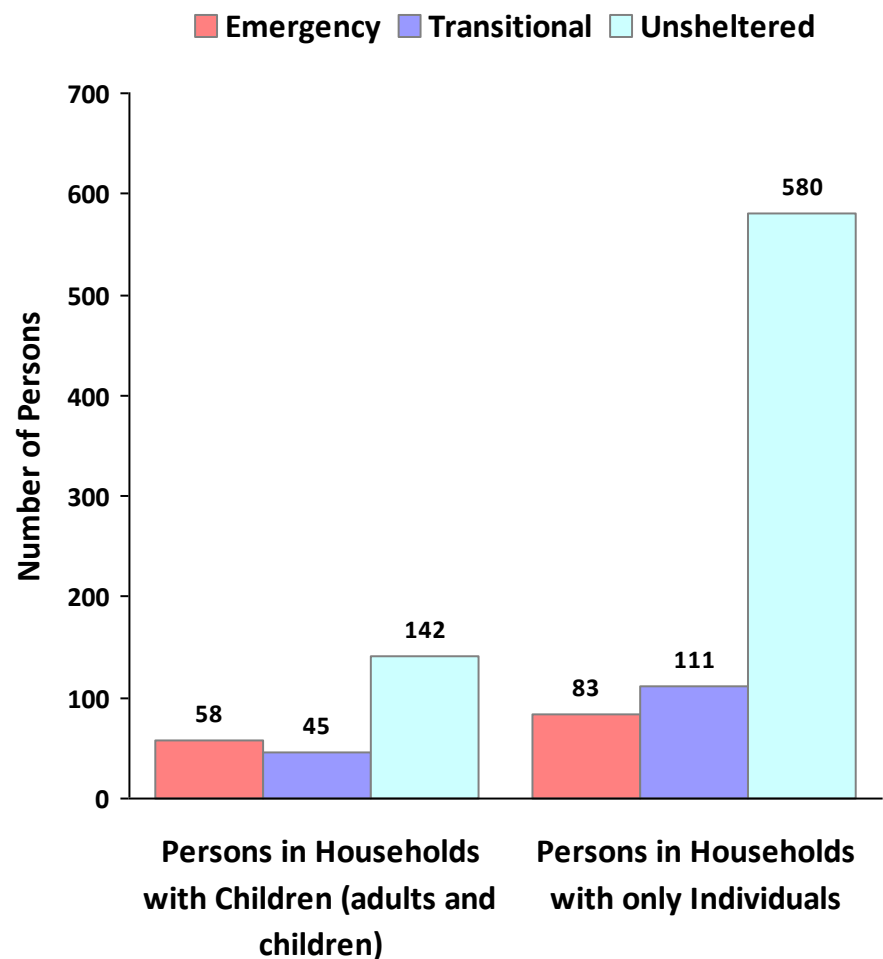
**CoC Number: FL-508**

### **2010 Point in Time Count Summarized by Household Type**

**Proportion of Households Served by Program Type**



Emergency Transitional Unsheltered





*Important Notes About This Data:* This report is based on information provided to HUD by Continuums of Care in the 2010 Continuum of Care application and has not been independently verified by HUD. CoCs were instructed to collect data for a point-in-time during the last week of January 2010. For inquiries about data reported by a specific Continuum of Care, please contact that jurisdiction directly. CoC contact information can be found on the hudhre.info web site (<http://www.hudhre.info/index.cfm?do=viewCoCMapsAndReports>). In some cases, a community may have listed a program in the Housing Inventory Chart but did not provide sufficient information/detail for HUD to understand the number of beds/units available and the target population served. Those programs have been removed for the purposes of this report.

**CoC Name: Gainesville/Alachua, Putnam Counties CoC**

**CoC Number: FL-508**

### **2010 Point in Time Count Summarized by Sub-Population**

