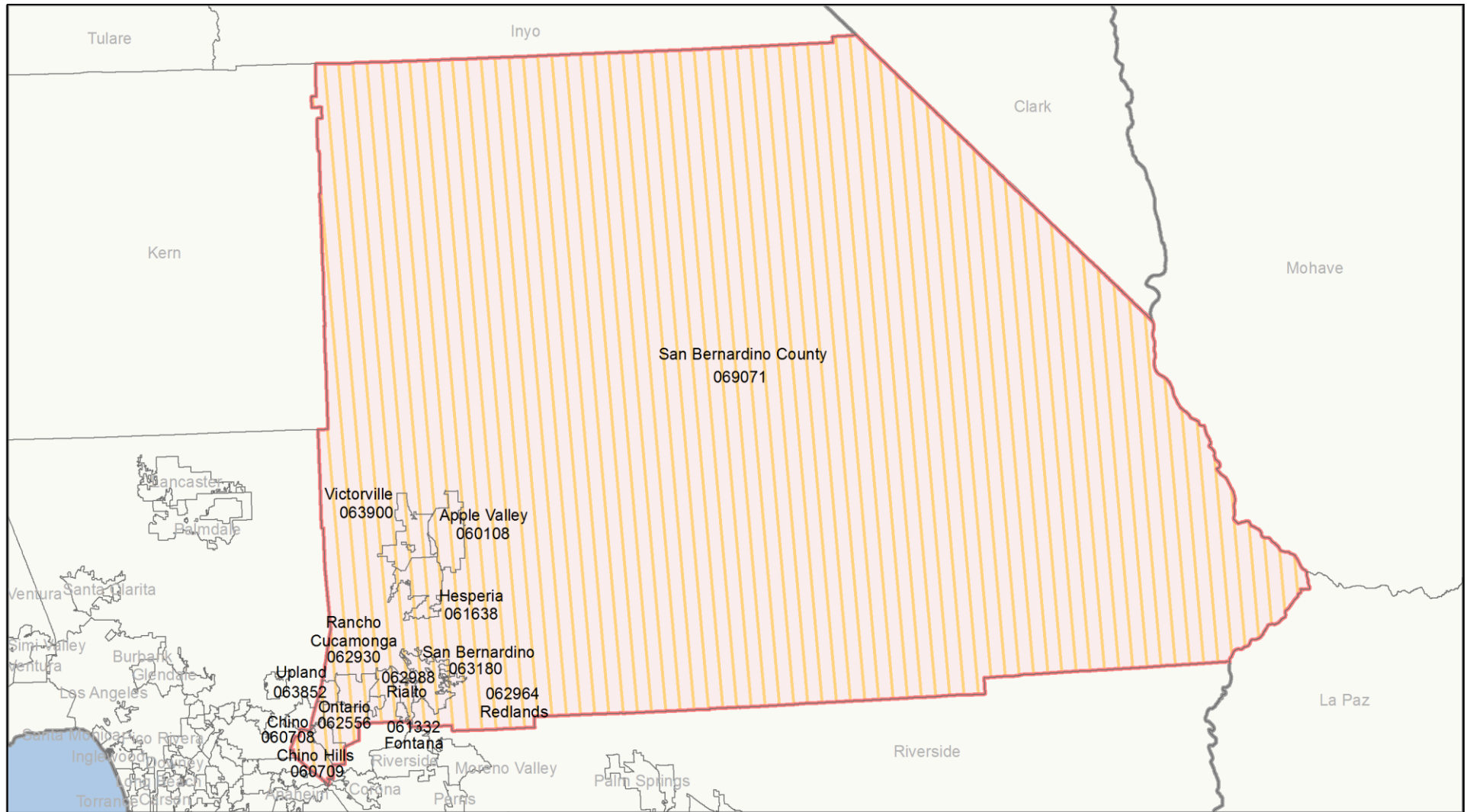




*Important Notes About This Data:* This report is based on information provided to HUD by Continuums of Care (CoCs) in the fiscal year 2016 application for CoC Homeless Assistance Programs. HUD has conducted a limited data quality review but has not independently verified all of the information submitted by each CoC. The reader is therefore cautioned that since compliance with these standards may vary, the reliability and consistency of the Housing Inventory and Homeless Count data may also vary among CoCs. Additionally, a shift in the methodology a CoC uses to count the homeless may cause a change in homeless counts between reporting periods. For inquiries about data reported by a specific Continuum of Care, please contact that jurisdiction directly. CoC contact information can be found on the HUD Exchange website (<https://www.hudexchange.info/grantees/?granteesaction=main.searchresultsprogramid=3>).

**CoC Name: San Bernardino City & County CoC**

**CoC Number: CA-609**



 2016 CoC Boundary  2015 CoC Boundary



*Important Notes About This Data:* This report is based on information provided to HUD by Continuums of Care (CoCs) in the fiscal year 2016 application for CoC Homeless Assistance Programs. HUD has conducted a limited data quality review but has not independently verified all of the information submitted by each CoC. The reader is therefore cautioned that since compliance with these standards may vary, the reliability and consistency of the Housing Inventory and Homeless Count data may also vary among CoCs. Additionally, a shift in the methodology a CoC uses to count the homeless may cause a change in homeless counts between reporting periods. For inquiries about data reported by a specific Continuum of Care, please contact that jurisdiction directly. CoC contact information can be found on the HUD Exchange website (<https://www.hudexchange.info/grantees/?granteesaction=main.searchresultsprogramid=3>).

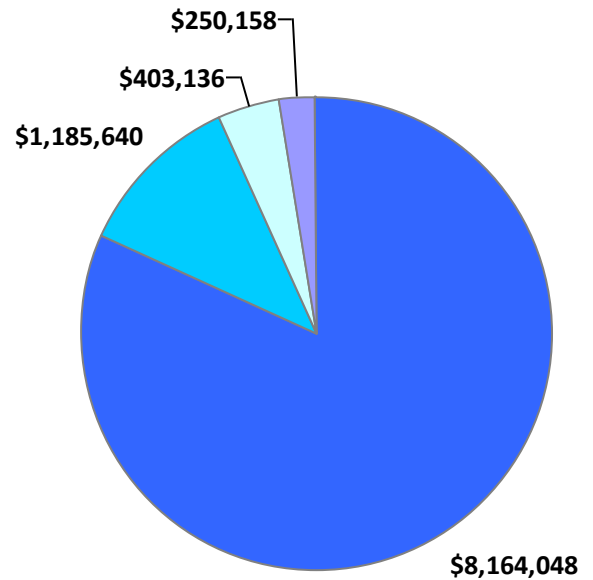
**CoC Name: San Bernardino City & County CoC**

**CoC Number: CA-609**

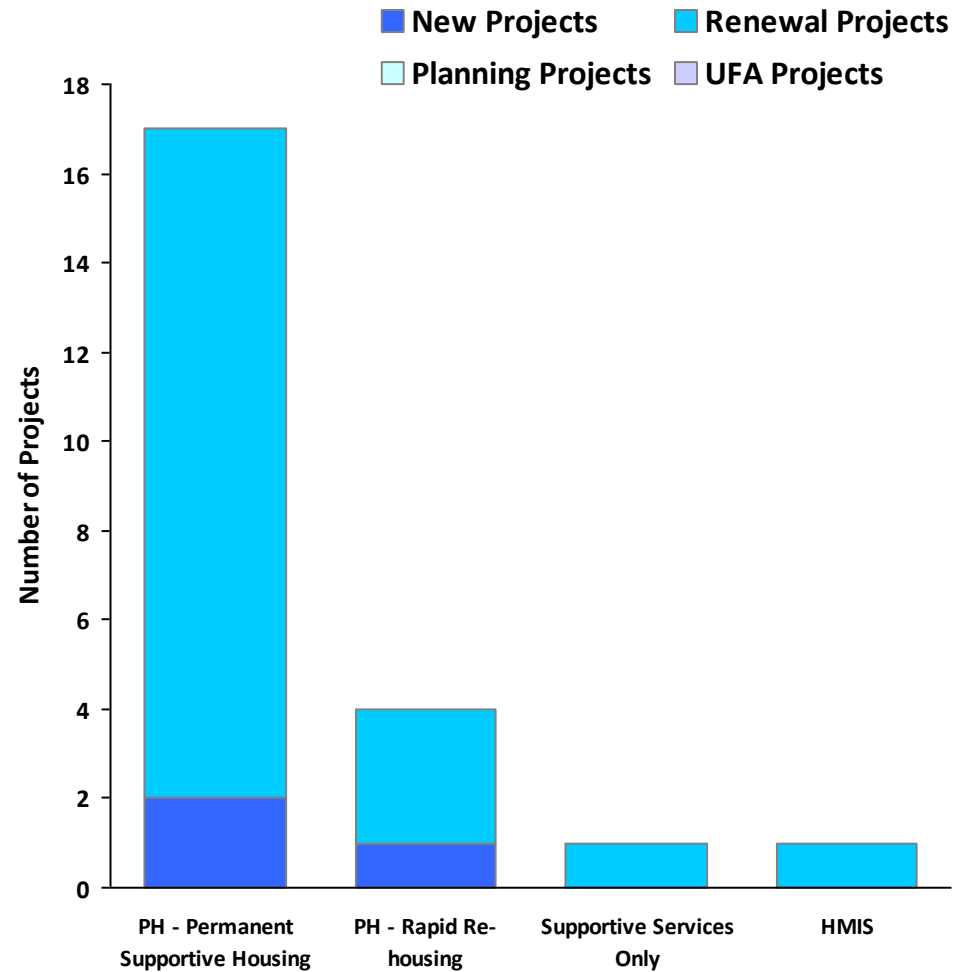
### **2016 Awards by Component and Renewal Type**

**Total Award Amount**

**\$10,339,584.00**



- PH - Permanent Supportive Housing
- PH - Rapid Re-housing
- Supportive Services Only
- HMIS





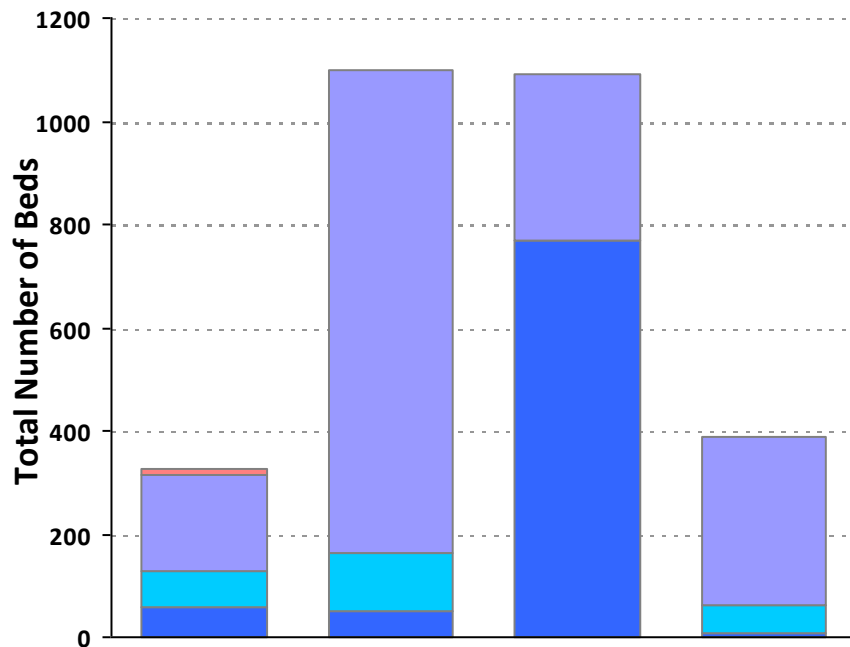
*Important Notes About This Data:* This report is based on information provided to HUD by Continuums of Care (CoCs) in the fiscal year 2016 application for CoC Homeless Assistance Programs. HUD has conducted a limited data quality review but has not independently verified all of the information submitted by each CoC. The reader is therefore cautioned that since compliance with these standards may vary, the reliability and consistency of the Housing Inventory and Homeless Count data may also vary among CoCs. Additionally, a shift in the methodology a CoC uses to count the homeless may cause a change in homeless counts between reporting periods. For inquiries about data reported by a specific Continuum of Care, please contact that jurisdiction directly. CoC contact information can be found on the HUD Exchange website (<https://www.hudexchange.info/grantees/?granteesaction=main.searchresultsprogramid=3>).

**CoC Name: San Bernardino City & County CoC**

**CoC Number: CA-609**

## **2016 Housing Inventory Summarized by Target Population and Bed Type**

**Beds by Designated Target Population**

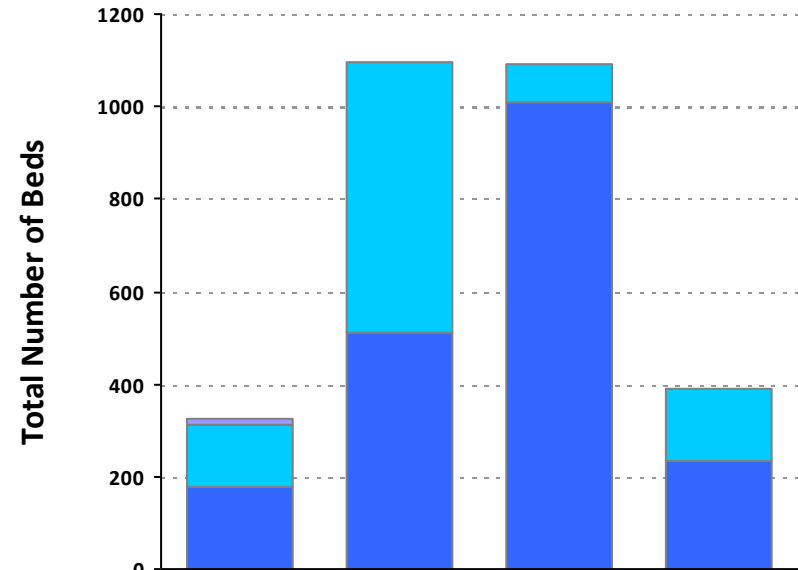


Youth	12			
Mixed	183	935	325	327
Individuals	70	113		54
Households	60	50	768	8

\* Mixed beds may serve any target population

\*\*Adult & Child and Adult & Child Beds refer to beds for households with one adult and at least one child under age 18

**Beds by Intended Household Type Served**



Child-Only Beds	13	0	0	0
Adult-Only Beds	136	588	84	156
Adult & Child Beds**	176	510	1009	233



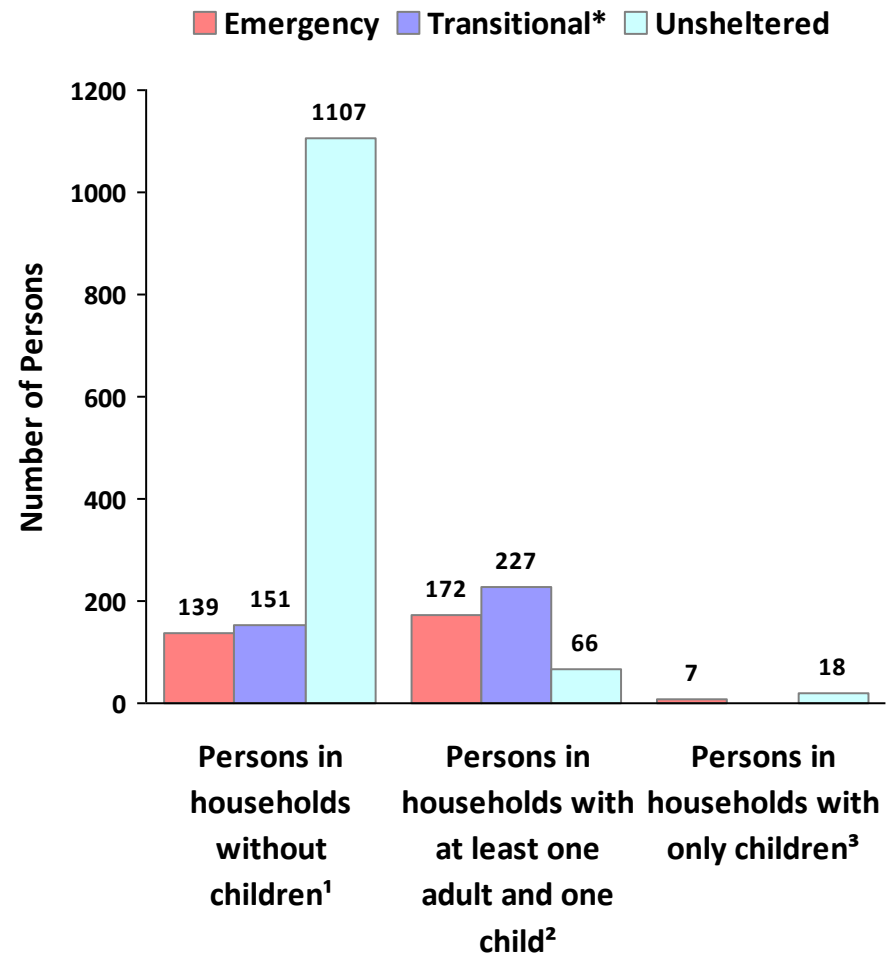
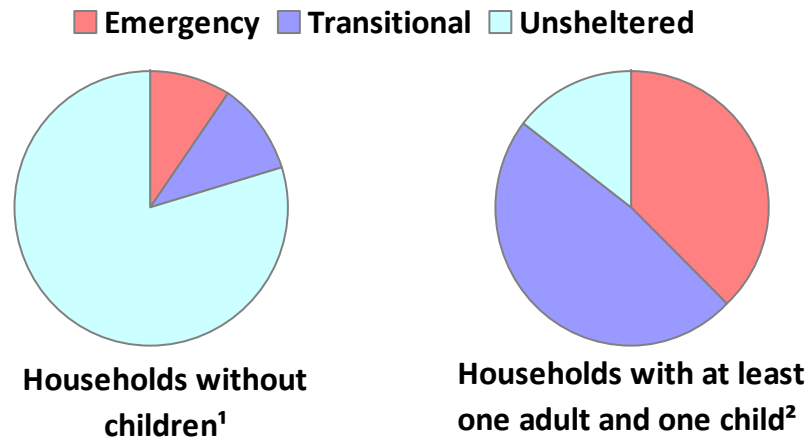
*Important Notes About This Data:* This report is based on information provided to HUD by Continuums of Care (CoCs) in the fiscal year 2016 application for CoC Homeless Assistance Programs. HUD has conducted a limited data quality review but has not independently verified all of the information submitted by each CoC. The reader is therefore cautioned that since compliance with these standards may vary, the reliability and consistency of the Housing Inventory and Homeless Count data may also vary among CoCs. Additionally, a shift in the methodology a CoC uses to count the homeless may cause a change in homeless counts between reporting periods. For inquiries about data reported by a specific Continuum of Care, please contact that jurisdiction directly. CoC contact information can be found on the HUD Exchange website (<https://www.hudexchange.info/grantees/?granteesaction=main.searchresultsprogramid=3>).

**CoC Name:** San Bernardino City & County CoC

**CoC Number:** CA-609

## **2016 Point in Time Count Summarized by Household Type**

**Proportion of Households Served by Program Type**



\* Safe Haven programs are included in the Transitional Housing category.

<sup>1</sup>This category includes single adults, adult couples with no children, and groups of adults. <sup>2</sup>This category includes households with one adult and at least one child under age 18.

<sup>3</sup>This category includes persons under age 18, including children in one-child households, adolescent parents and their children, adolescent siblings, or other household configurations composed only of children.

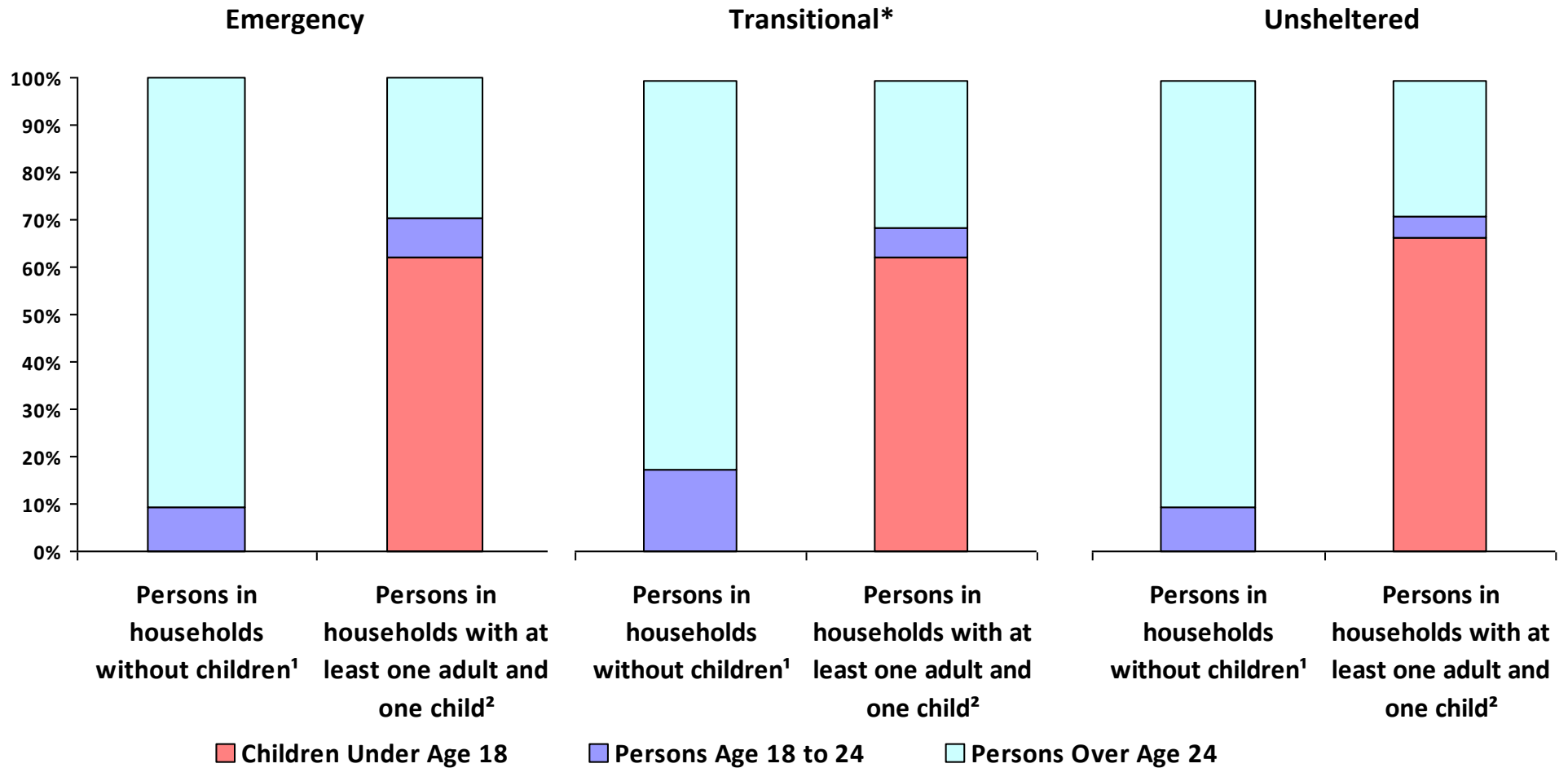


*Important Notes About This Data:* This report is based on information provided to HUD by Continuums of Care (CoCs) in the fiscal year 2016 application for CoC Homeless Assistance Programs. HUD has conducted a limited data quality review but has not independently verified all of the information submitted by each CoC. The reader is therefore cautioned that since compliance with these standards may vary, the reliability and consistency of the Housing Inventory and Homeless Count data may also vary among CoCs. Additionally, a shift in the methodology a CoC uses to count the homeless may cause a change in homeless counts between reporting periods. For inquiries about data reported by a specific Continuum of Care, please contact that jurisdiction directly. CoC contact information can be found on the HUD Exchange website (<https://www.hudexchange.info/grantees/?granteesaction=main.searchresultsprogramid=3>).

**CoC Name:** San Bernardino City & County CoC

**CoC Number:** CA-609

### 2016 Point-In-Time Count Proportion of Persons in each Age Group by Household Type



\* Safe Haven programs are included in the Transitional Housing category.

<sup>1</sup>This category includes single adults, adult couples with no children, and groups of adults. <sup>2</sup>This category includes households with one adult and at least one child under age 18.



*Important Notes About This Data:* This report is based on information provided to HUD by Continuums of Care (CoCs) in the fiscal year 2016 application for CoC Homeless Assistance Programs. HUD has conducted a limited data quality review but has not independently verified all of the information submitted by each CoC. The reader is therefore cautioned that since compliance with these standards may vary, the reliability and consistency of the Housing Inventory and Homeless Count data may also vary among CoCs. Additionally, a shift in the methodology a CoC uses to count the homeless may cause a change in homeless counts between reporting periods. For inquiries about data reported by a specific Continuum of Care, please contact that jurisdiction directly. CoC contact information can be found on the HUD Exchange website (<https://www.hudexchange.info/grantees/?granteesaction=main.searchresultsprogramid=3>).

**CoC Name: San Bernardino City & County CoC**

**CoC Number: CA-609**

### **2016 Point in Time Count Summarized by Sub-Population**

