



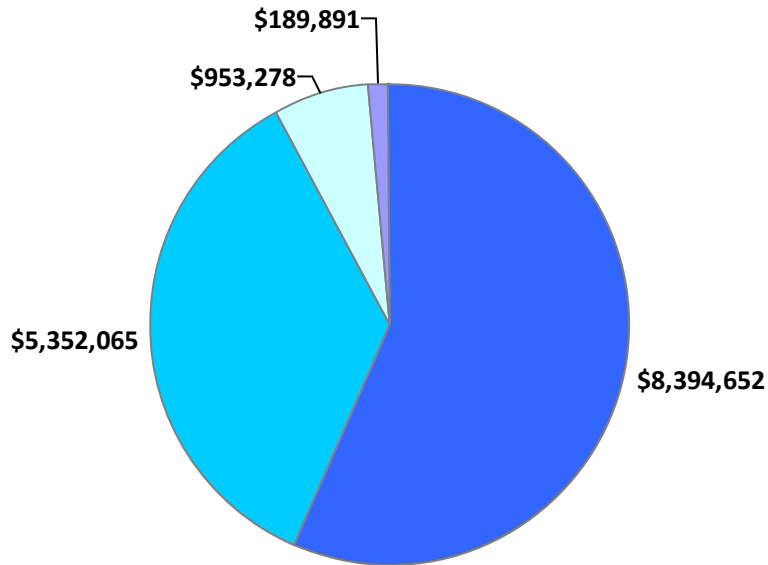
Important Notes About This Data: This report is based on information provided to HUD by Continuums of Care in the 2010 Continuum of Care application and has not been independently verified by HUD. CoCs were instructed to collect data for a point-in-time during the last week of January 2010. For inquiries about data reported by a specific Continuum of Care, please contact that jurisdiction directly. CoC contact information can be found on the hudhre.info web site (<http://www.hudhre.info/index.cfm?do=viewCoCMapsAndReports>). In some cases, a community may have listed a program in the Housing Inventory Chart but did not provide sufficient information/detail for HUD to understand the number of beds/units available and the target population served. Those programs have been removed for the purposes of this report.

CoC Name: Sacramento City & County CoC

CoC Number: CA-503

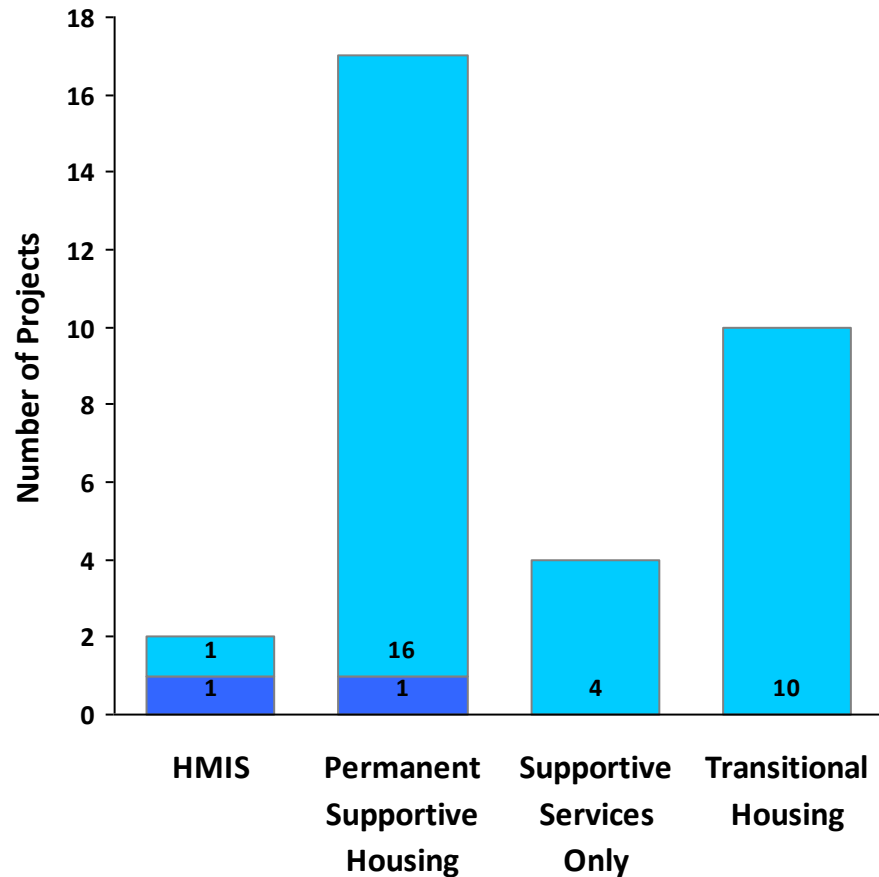
2010 Awards by Program and Renewal Type

Total Award Amount: \$14,889,886.00



- Permanent Supportive Housing
- Transitional Housing
- Supportive Services Only
- HMIS

■ New Projects ■ Renewal Projects



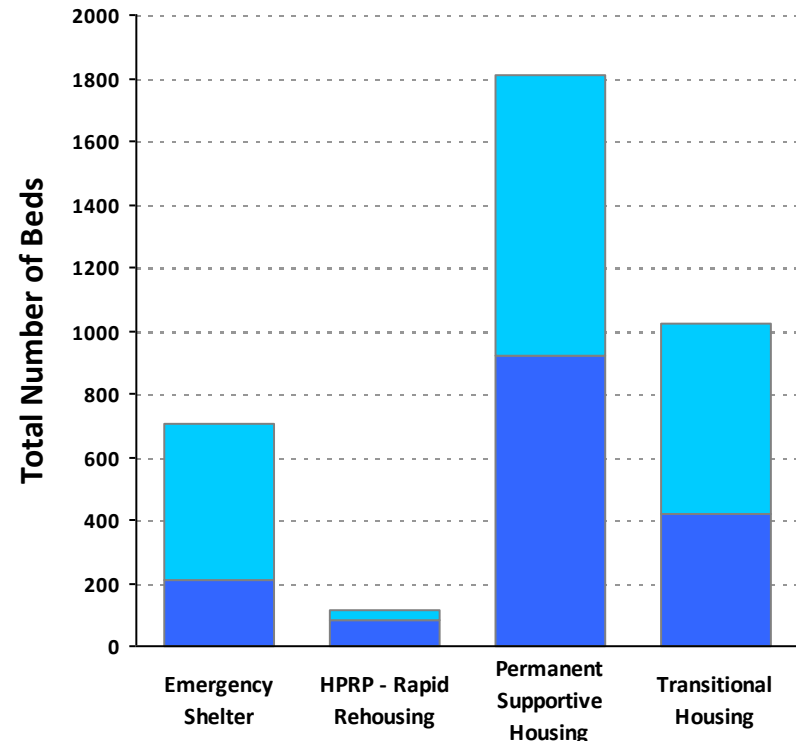
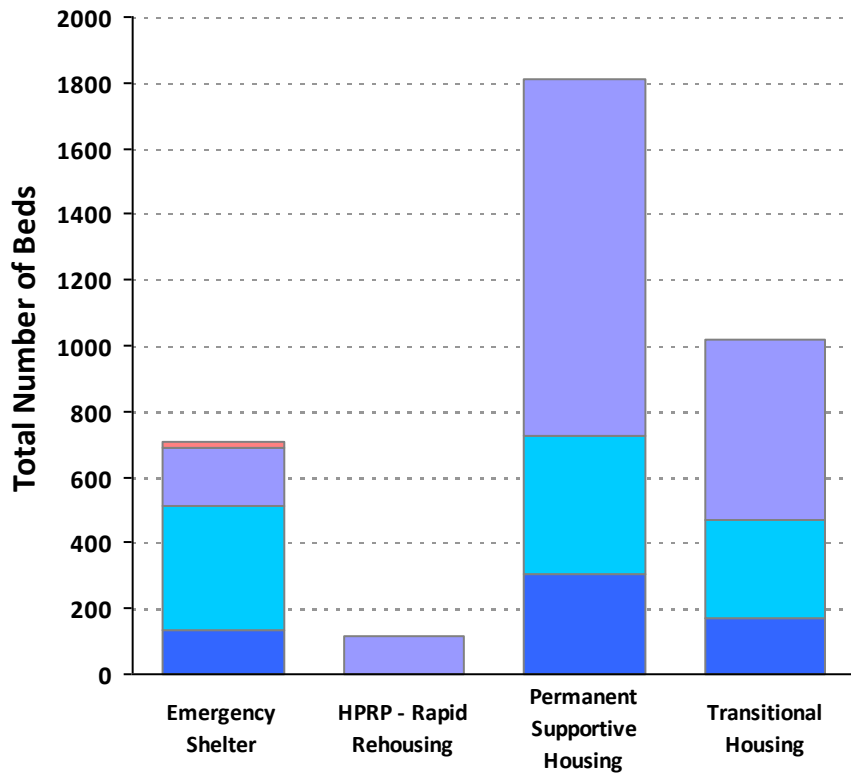


Important Notes About This Data: This report is based on information provided to HUD by Continuums of Care in the 2010 Continuum of Care application and has not been independently verified by HUD. CoCs were instructed to collect data for a point-in-time during the last week of January 2010. For inquiries about data reported by a specific Continuum of Care, please contact that jurisdiction directly. CoC contact information can be found on the hudhre.info web site (<http://www.hudhre.info/index.cfm?do=viewCoCMapsAndReports>). In some cases, a community may have listed a program in the Housing Inventory Chart but did not provide sufficient information/detail for HUD to understand the number of beds/units available and the target population served. Those programs have been removed for the purposes of this report.

CoC Name: Sacramento City & County CoC

CoC Number: CA-503

2010 Housing Inventory Summarized by Target Population and Bed Type



■ Youth	18			4
■ Mixed*	174	113	1085	545
■ Individuals	381		420	299
■ Households**	133		305	173

■ Individual Beds	495	28	890	601
■ Household Beds**	211	85	920	420

* Mixed beds may serve any target population

** Households and Household Beds refer to Households with Children



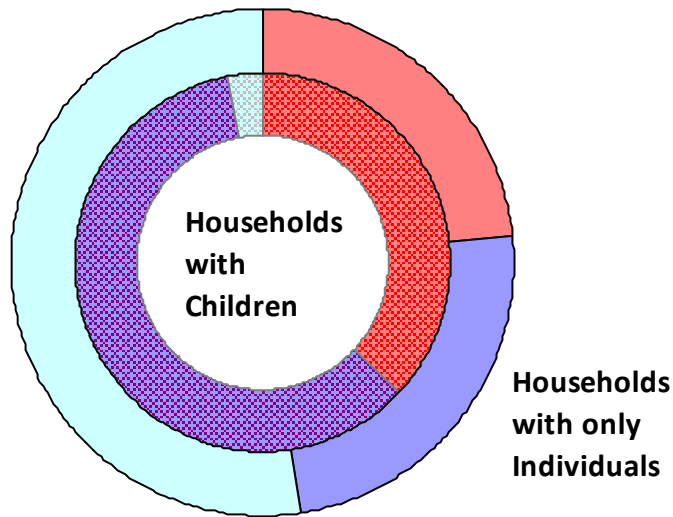
Important Notes About This Data: This report is based on information provided to HUD by Continuums of Care in the 2010 Continuum of Care application and has not been independently verified by HUD. CoCs were instructed to collect data for a point-in-time during the last week of January 2010. For inquiries about data reported by a specific Continuum of Care, please contact that jurisdiction directly. CoC contact information can be found on the hudhre.info web site (<http://www.hudhre.info/index.cfm?do=viewCoCMapsAndReports>). In some cases, a community may have listed a program in the Housing Inventory Chart but did not provide sufficient information/detail for HUD to understand the number of beds/units available and the target population served. Those programs have been removed for the purposes of this report.

CoC Name: Sacramento City & County CoC

CoC Number: CA-503

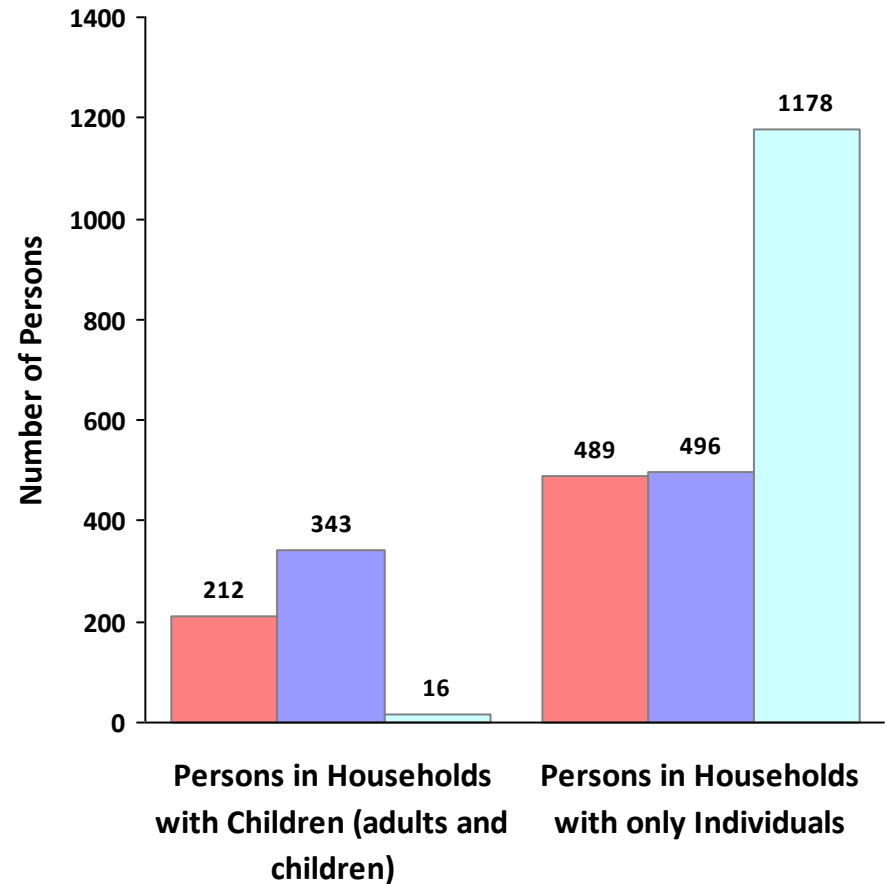
2010 Point in Time Count Summarized by Household Type

Proportion of Households Served by Program Type



Emergency Transitional Unsheltered

Emergency Transitional Unsheltered





Important Notes About This Data: This report is based on information provided to HUD by Continuums of Care in the 2010 Continuum of Care application and has not been independently verified by HUD. CoCs were instructed to collect data for a point-in-time during the last week of January 2010. For inquiries about data reported by a specific Continuum of Care, please contact that jurisdiction directly. CoC contact information can be found on the hudhre.info web site (<http://www.hudhre.info/index.cfm?do=viewCoCMapsAndReports>). In some cases, a community may have listed a program in the Housing Inventory Chart but did not provide sufficient information/detail for HUD to understand the number of beds/units available and the target population served. Those programs have been removed for the purposes of this report.

CoC Name: Sacramento City & County CoC

CoC Number: CA-503

2010 Point in Time Count Summarized by Sub-Population

