



*Important Notes About This Data:* This report is based on information provided to HUD by Continuums of Care (CoCs) in the fiscal year 2020 application for CoC Homeless Assistance Programs. HUD has conducted a limited data quality review but has not independently verified all of the information submitted by each CoC. The reader is therefore cautioned that since compliance with these standards may vary, the reliability and consistency of the Housing Inventory and Homeless Count data may also vary among CoCs. Additionally, a shift in the methodology a CoC uses to count the homeless may cause a change in homeless counts between reporting periods. For inquiries about data reported by a specific Continuum of Care, please contact that jurisdiction directly. CoC contact information can be found on the HUD Exchange website (<https://www.hudexchange.info/grantees/contacts/>).

**CoC Number: CA-500**

**CoC Name: San Jose/Santa Clara City & County CoC**



 2020 CoC Boundary  2019 CoC Boundary



*Important Notes About This Data:* This report is based on information provided to HUD by Continuums of Care (CoCs) in the fiscal year 2020 application for CoC Homeless Assistance Programs. HUD has conducted a limited data quality review but has not independently verified all of the information submitted by each CoC. The reader is therefore cautioned that since compliance with these standards may vary, the reliability and consistency of the Housing Inventory and Homeless Count data may also vary among CoCs. Additionally, a shift in the methodology a CoC uses to count the homeless may cause a change in homeless counts between reporting periods. For inquiries about data reported by a specific Continuum of Care, please contact that jurisdiction directly. CoC contact information can be found on the HUD Exchange website (<https://www.hudexchange.info/grantees/contacts/>).

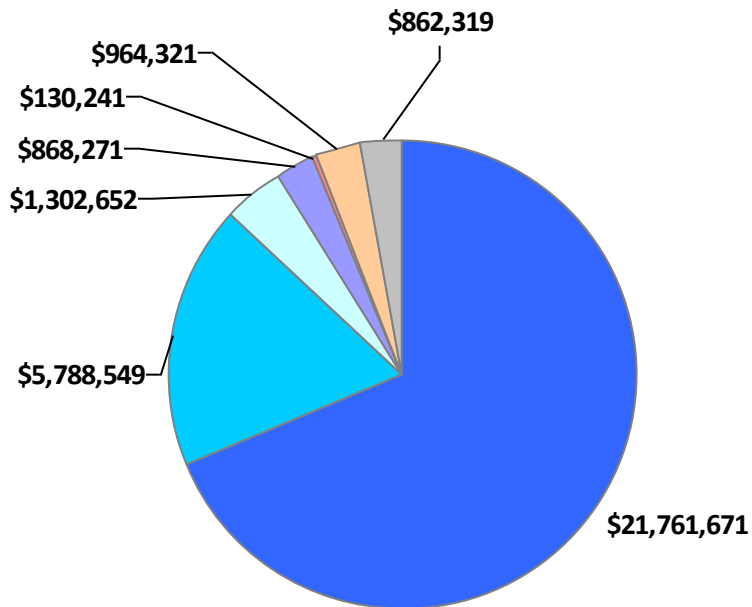
**CoC Number: CA-500**

**CoC Name: San Jose/Santa Clara City & County CoC**

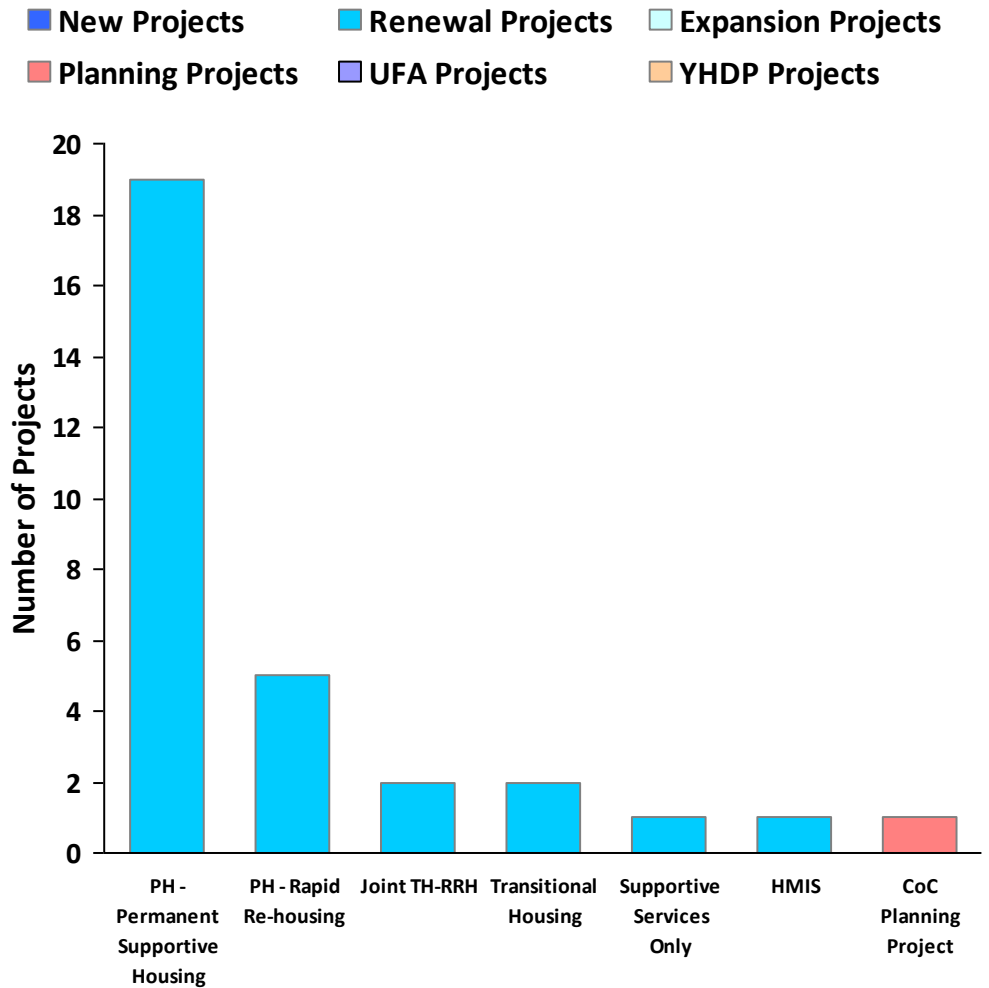
**2020 Awards by Component and Renewal Type**

**Total Award Amount**

**\$31,678,024.00**



- PH - Permanent Supportive Housing
- PH - Rapid Re-housing
- Joint TH-RRH
- Transitional Housing
- Supportive Services Only
- HMIS
- CoC Planning Project





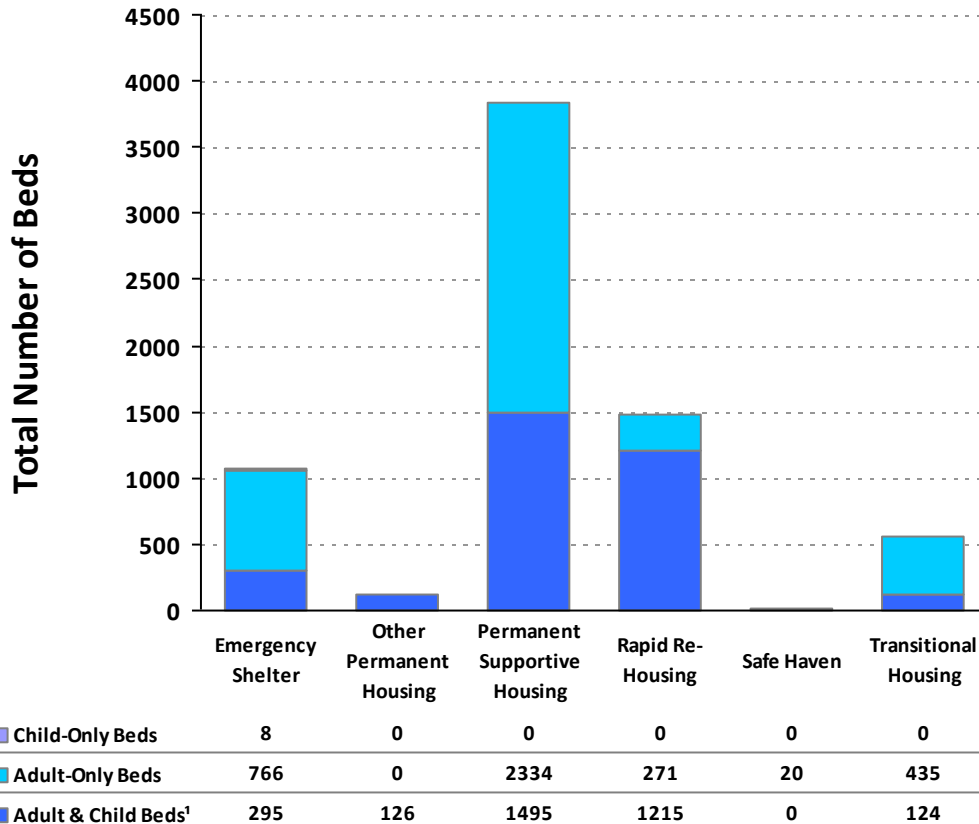
*Important Notes About This Data:* This report is based on information provided to HUD by Continuums of Care (CoCs) in the fiscal year 2020 application for CoC Homeless Assistance Programs. HUD has conducted a limited data quality review but has not independently verified all of the information submitted by each CoC. The reader is therefore cautioned that since compliance with these standards may vary, the reliability and consistency of the Housing Inventory and Homeless Count data may also vary among CoCs. Additionally, a shift in the methodology a CoC uses to count the homeless may cause a change in homeless counts between reporting periods. For inquiries about data reported by a specific Continuum of Care, please contact that jurisdiction directly. CoC contact information can be found on the HUD Exchange website (<https://www.hudexchange.info/grantees/contacts/>).

**CoC Number: CA-500**

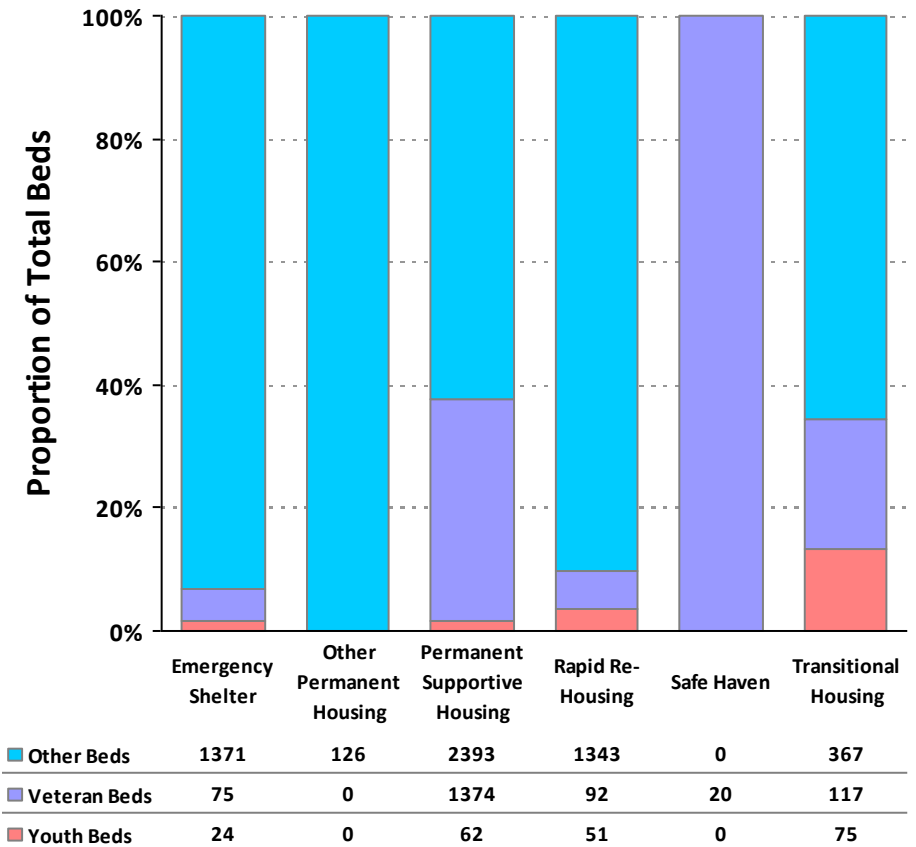
**CoC Name: San Jose/Santa Clara City & County CoC**

### 2020 Housing Inventory Summarized by Target Population and Bed Type

**Beds by Intended Household Type Served**



**Veteran & Youth Beds as a Proportion of Total Beds**



<sup>1</sup>Adult & Child Beds refer to beds for households with one adult (age 18 or older) and at least one child (under the age of 18).



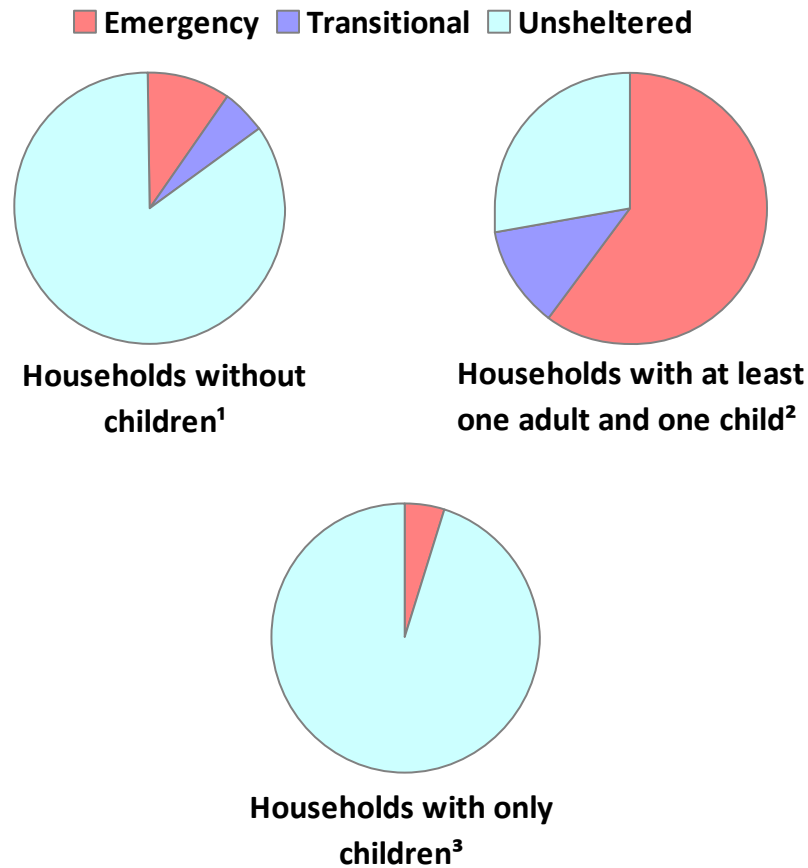
*Important Notes About This Data:* This report is based on information provided to HUD by Continuums of Care (CoCs) in the fiscal year 2020 application for CoC Homeless Assistance Programs. HUD has conducted a limited data quality review but has not independently verified all of the information submitted by each CoC. The reader is therefore cautioned that since compliance with these standards may vary, the reliability and consistency of the Housing Inventory and Homeless Count data may also vary among CoCs. Additionally, a shift in the methodology a CoC uses to count the homeless may cause a change in homeless counts between reporting periods. For inquiries about data reported by a specific Continuum of Care, please contact that jurisdiction directly. CoC contact information can be found on the HUD Exchange website (<https://www.hudexchange.info/grantees/contacts/>).

**CoC Number: CA-500**

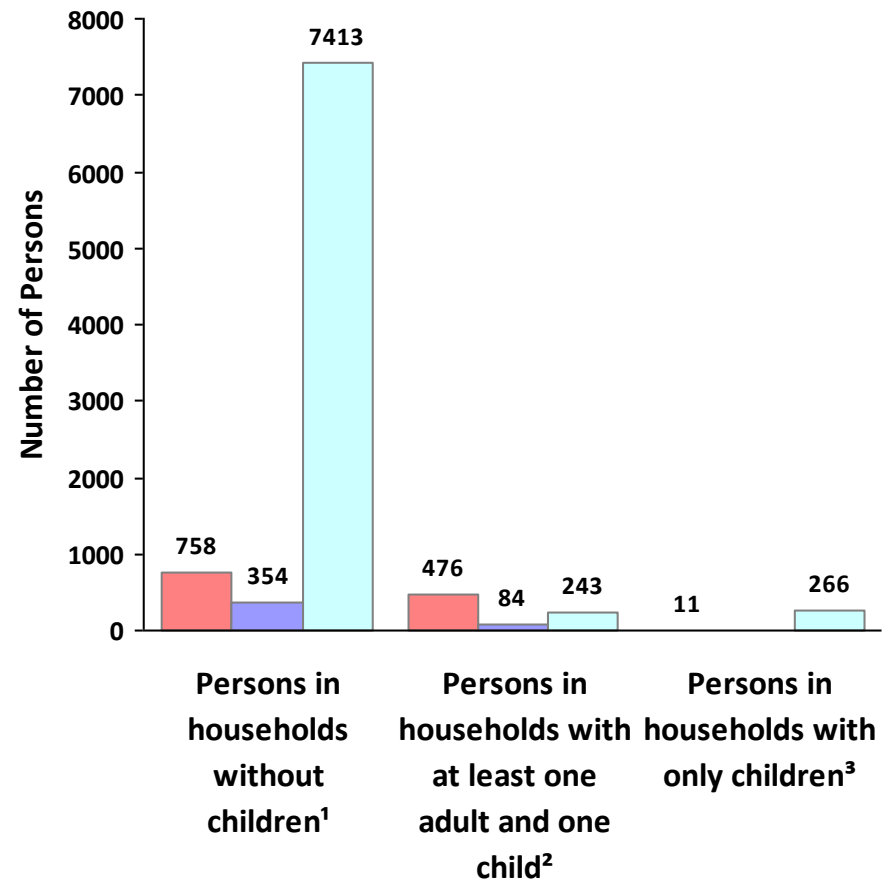
**CoC Name: San Jose/Santa Clara City & County CoC**

**2020 Point in Time Count Summarized by Household Type**

**Proportion of Households Served by Program Type**



**Emergency Transitional\* Unsheltered**



\* Safe Haven programs are included in the Transitional Housing category.

<sup>1</sup>This category includes single adults, adult couples with no children, and groups of adults. <sup>2</sup>This category includes households with one adult and at least one child under age 18.

<sup>3</sup>This category includes persons under age 18, including children in one-child households, adolescent parents and their children, adolescent siblings, or other household configurations composed only of children.

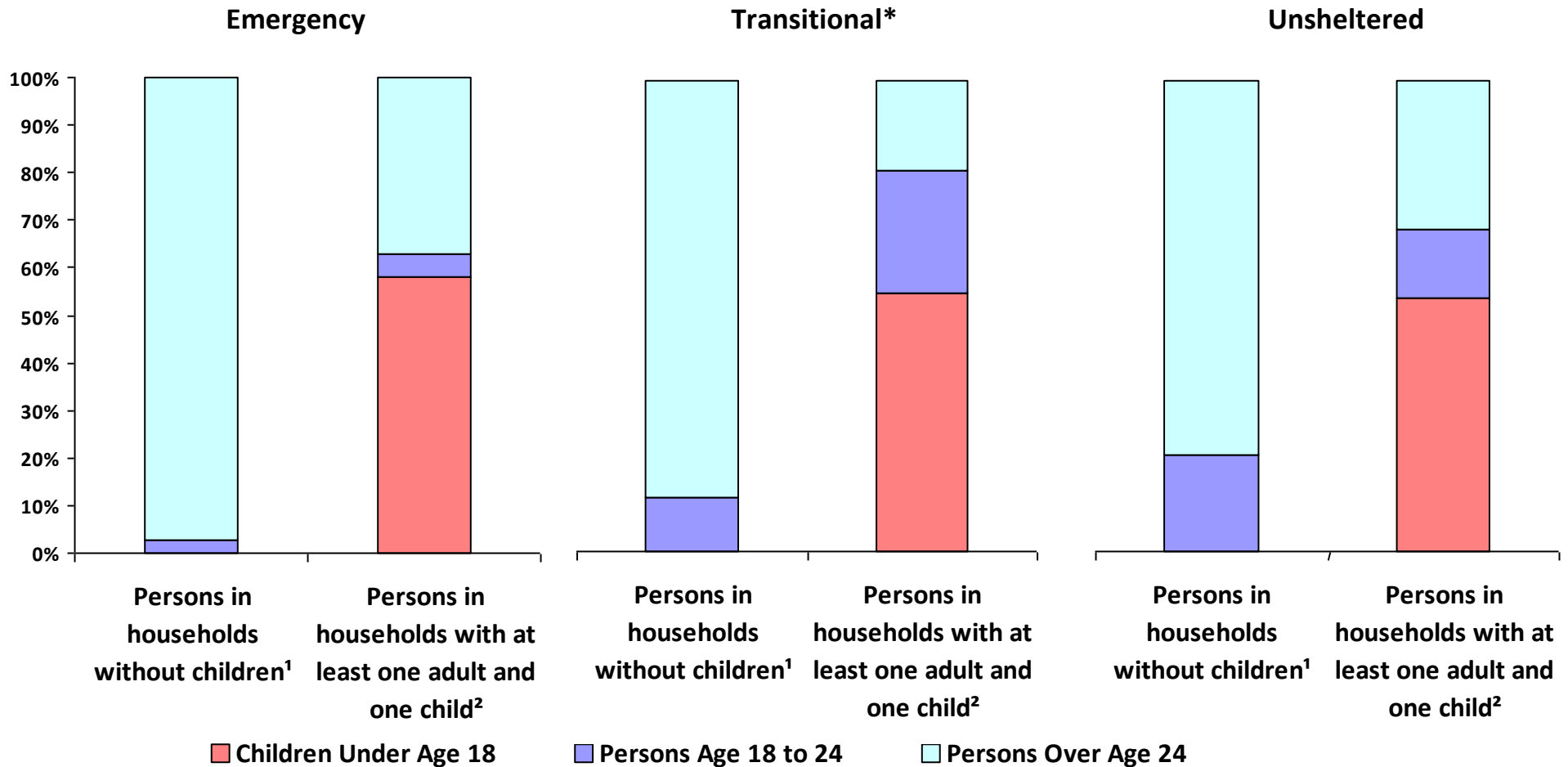


*Important Notes About This Data: This report is based on information provided to HUD by Continuums of Care (CoCs) in the fiscal year 2020 application for CoC Homeless Assistance Programs. HUD has conducted a limited data quality review but has not independently verified all of the information submitted by each CoC. The reader is therefore cautioned that since compliance with these standards may vary, the reliability and consistency of the Housing Inventory and Homeless Count data may also vary among CoCs. Additionally, a shift in the methodology a CoC uses to count the homeless may cause a change in homeless counts between reporting periods. For inquiries about data reported by a specific Continuum of Care, please contact that jurisdiction directly. CoC contact information can be found on the HUD Exchange website (<https://www.hudexchange.info/grantees/contacts/>).*

**CoC Number: CA-500**

**CoC Name: San Jose/Santa Clara City & County CoC**

**2020 Point-In-Time Count Proportion of Persons in each Age Group by Household Type**



\* Safe Haven programs are included in the Transitional Housing category.

<sup>1</sup>This category includes single adults, adult couples with no children, and groups of adults. <sup>2</sup>This category includes households with one adult and at least one child under age 18.

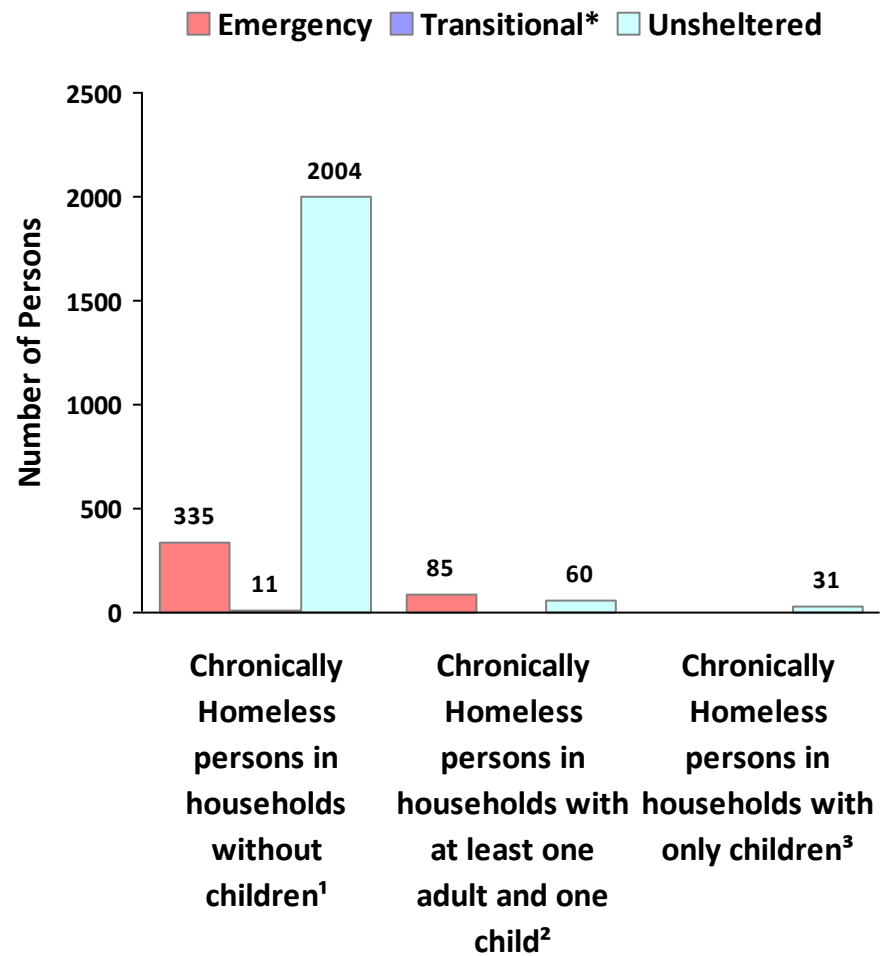
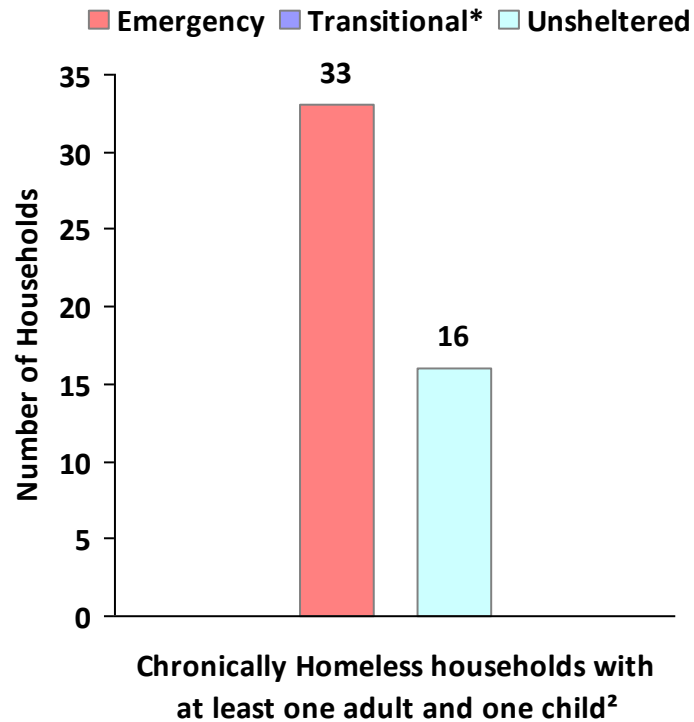


*Important Notes About This Data:* This report is based on information provided to HUD by Continuums of Care (CoCs) in the fiscal year 2020 application for CoC Homeless Assistance Programs. HUD has conducted a limited data quality review but has not independently verified all of the information submitted by each CoC. The reader is therefore cautioned that since compliance with these standards may vary, the reliability and consistency of the Housing Inventory and Homeless Count data may also vary among CoCs. Additionally, a shift in the methodology a CoC uses to count the homeless may cause a change in homeless counts between reporting periods. For inquiries about data reported by a specific Continuum of Care, please contact that jurisdiction directly. CoC contact information can be found on the HUD Exchange website (<https://www.hudexchange.info/grantees/contacts/>).

**CoC Number:** CA-500

**CoC Name:** San Jose/Santa Clara City & County CoC

**2020 Point in Time Count Summarized by Chronically Homeless by Household Type**



\* Safe Haven programs are included in the Transitional Housing category.

<sup>1</sup>This category includes single adults, adult couples with no children, and groups of adults. <sup>2</sup>This category includes households with one adult and at least one child under age 18.

<sup>3</sup>This category includes persons under age 18, including children in one-child households, adolescent parents and their children, adolescent siblings, or other household configurations composed only of children.



*Important Notes About This Data:* This report is based on information provided to HUD by Continuums of Care (CoCs) in the fiscal year 2020 application for CoC Homeless Assistance Programs. HUD has conducted a limited data quality review but has not independently verified all of the information submitted by each CoC. The reader is therefore cautioned that since compliance with these standards may vary, the reliability and consistency of the Housing Inventory and Homeless Count data may also vary among CoCs. Additionally, a shift in the methodology a CoC uses to count the homeless may cause a change in homeless counts between reporting periods. For inquiries about data reported by a specific Continuum of Care, please contact that jurisdiction directly. CoC contact information can be found on the HUD Exchange website (<https://www.hudexchange.info/grantees/contacts/>).

**CoC Number: CA-500**

**CoC Name: San Jose/Santa Clara City & County CoC**

**2020 Point in Time Count Summarized by Sub-Population**

