



Important Notes About This Data: This report is based on information provided to HUD by Continuums of Care (CoCs) in the fiscal year 2018 application for CoC Homeless Assistance Programs. HUD has conducted a limited data quality review but has not independently verified all of the information submitted by each CoC. The reader is therefore cautioned that since compliance with these standards may vary, the reliability and consistency of the Housing Inventory and Homeless Count data may also vary among CoCs. Additionally, a shift in the methodology a CoC uses to count the homeless may cause a change in homeless counts between reporting periods. For inquiries about data reported by a specific Continuum of Care, please contact that jurisdiction directly. CoC contact information can be found on the HUD Exchange website (<https://www.hudexchange.info/grantees/contacts/>).

CoC Name: San Jose/Santa Clara City & County CoC

CoC Number: CA-500



 2018 CoC Boundary  2017 CoC Boundary



Important Notes About This Data: This report is based on information provided to HUD by Continuums of Care (CoCs) in the fiscal year 2018 application for CoC Homeless Assistance Programs. HUD has conducted a limited data quality review but has not independently verified all of the information submitted by each CoC. The reader is therefore cautioned that since compliance with these standards may vary, the reliability and consistency of the Housing Inventory and Homeless Count data may also vary among CoCs. Additionally, a shift in the methodology a CoC uses to count the homeless may cause a change in homeless counts between reporting periods. For inquiries about data reported by a specific Continuum of Care, please contact that jurisdiction directly. CoC contact information can be found on the HUD Exchange website (<https://www.hudexchange.info/grantees/contacts/>).

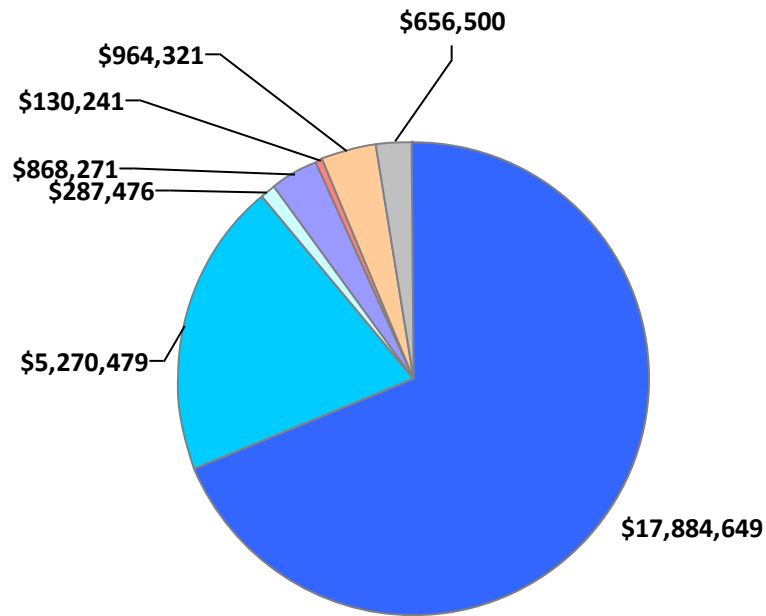
CoC Name: San Jose/Santa Clara City & County CoC

CoC Number: CA-500

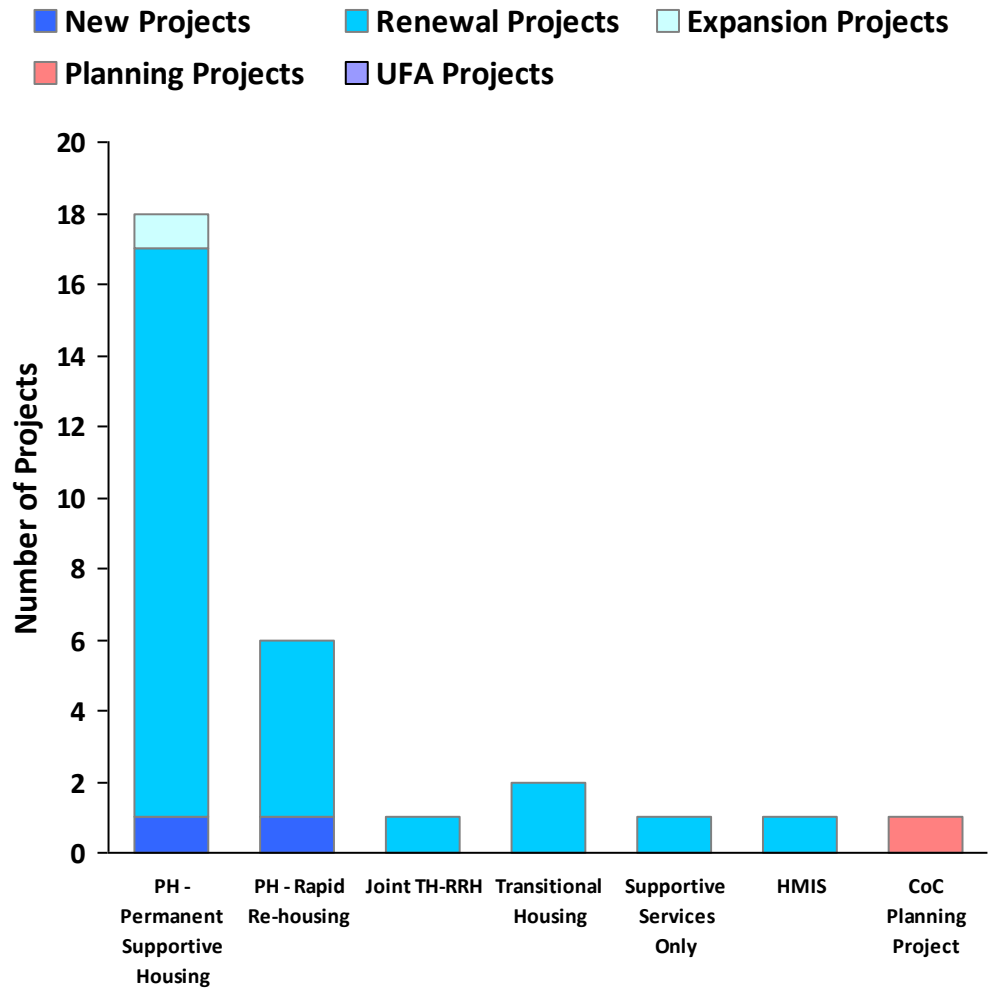
2018 Awards by Component and Renewal Type

Total Award Amount

\$26,061,937.00



- PH - Permanent Supportive Housing
- PH - Rapid Re-housing
- Joint TH-RRH
- Transitional Housing
- Supportive Services Only
- HMIS
- CoC Planning Project





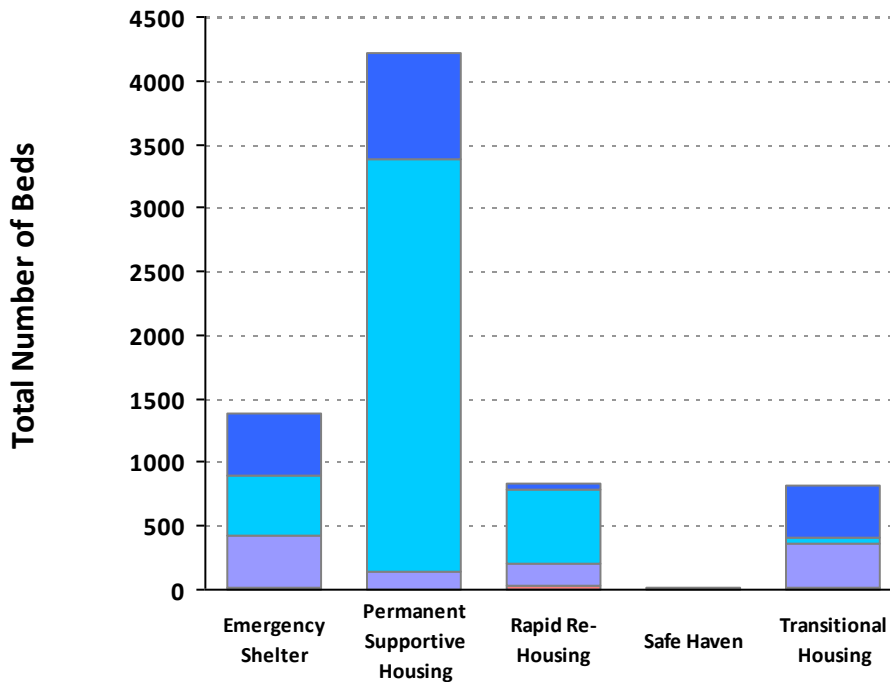
Important Notes About This Data: This report is based on information provided to HUD by Continuums of Care (CoCs) in the fiscal year 2018 application for CoC Homeless Assistance Programs. HUD has conducted a limited data quality review but has not independently verified all of the information submitted by each CoC. The reader is therefore cautioned that since compliance with these standards may vary, the reliability and consistency of the Housing Inventory and Homeless Count data may also vary among CoCs. Additionally, a shift in the methodology a CoC uses to count the homeless may cause a change in homeless counts between reporting periods. For inquiries about data reported by a specific Continuum of Care, please contact that jurisdiction directly. CoC contact information can be found on the HUD Exchange website (<https://www.hudexchange.info/grantees/contacts/>).

CoC Name: San Jose/Santa Clara City & County CoC

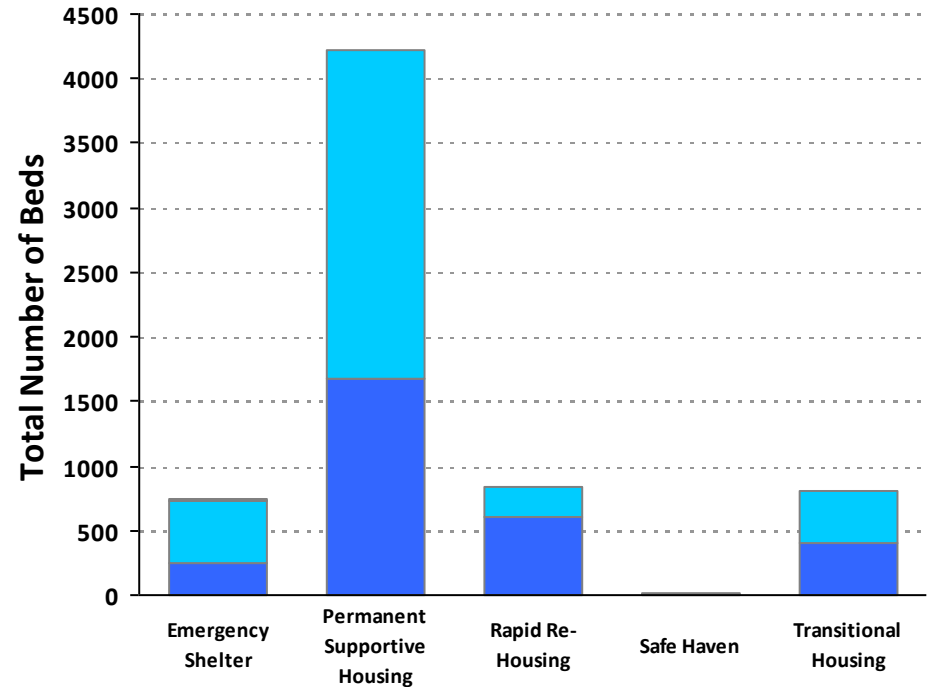
CoC Number: CA-500

2018 Housing Inventory Summarized by Target Population and Bed Type

Beds by Designated Target Population



Beds by Intended Household Type Served



■ Individuals	486	840	55	20	398
■ Mixed ¹	484	3240	567		49
■ Persons in Families ²	405	140	179		351
■ Youth	12		33		16

■ Child-Only Beds	12	0	0	0	6
■ Adult-Only Beds	484	2537	228	20	408
■ Adult & Child Beds ²	250	1683	606	0	400

¹Mixed beds may serve any target population.

²Persons in Families and Adult & Child Beds refer to beds for households with one adult (age 18 or older) and at least one child (under the age of 18).



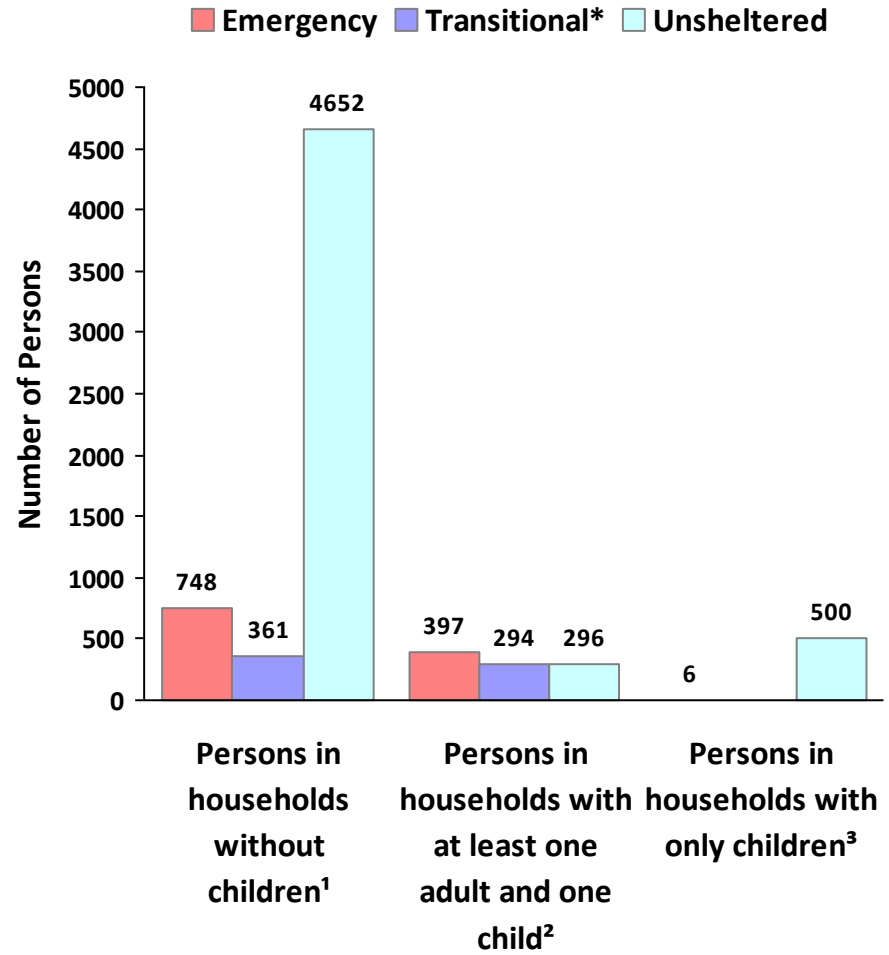
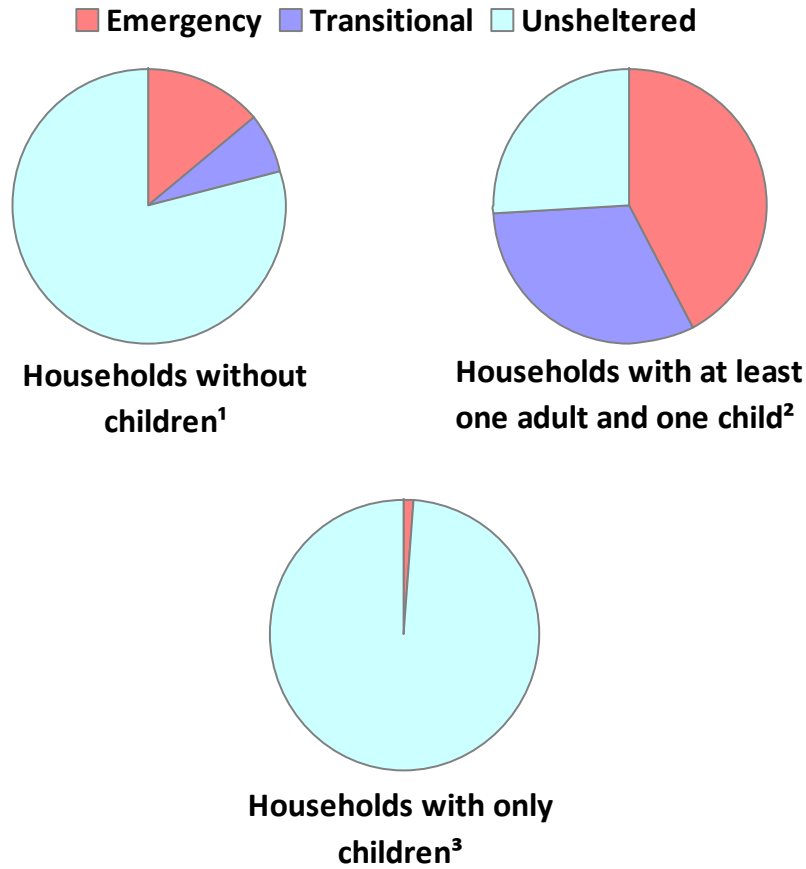
Important Notes About This Data: This report is based on information provided to HUD by Continuums of Care (CoCs) in the fiscal year 2018 application for CoC Homeless Assistance Programs. HUD has conducted a limited data quality review but has not independently verified all of the information submitted by each CoC. The reader is therefore cautioned that since compliance with these standards may vary, the reliability and consistency of the Housing Inventory and Homeless Count data may also vary among CoCs. Additionally, a shift in the methodology a CoC uses to count the homeless may cause a change in homeless counts between reporting periods. For inquiries about data reported by a specific Continuum of Care, please contact that jurisdiction directly. CoC contact information can be found on the HUD Exchange website (<https://www.hudexchange.info/grantees/contacts/>).

CoC Name: San Jose/Santa Clara City & County CoC

CoC Number: CA-500

2018 Point in Time Count Summarized by Household Type

Proportion of Households Served by Program Type



* Safe Haven programs are included in the Transitional Housing category.

¹This category includes single adults, adult couples with no children, and groups of adults. ²This category includes households with one adult and at least one child under age 18.

³This category includes persons under age 18, including children in one-child households, adolescent parents and their children, adolescent siblings, or other household configurations composed only of children.

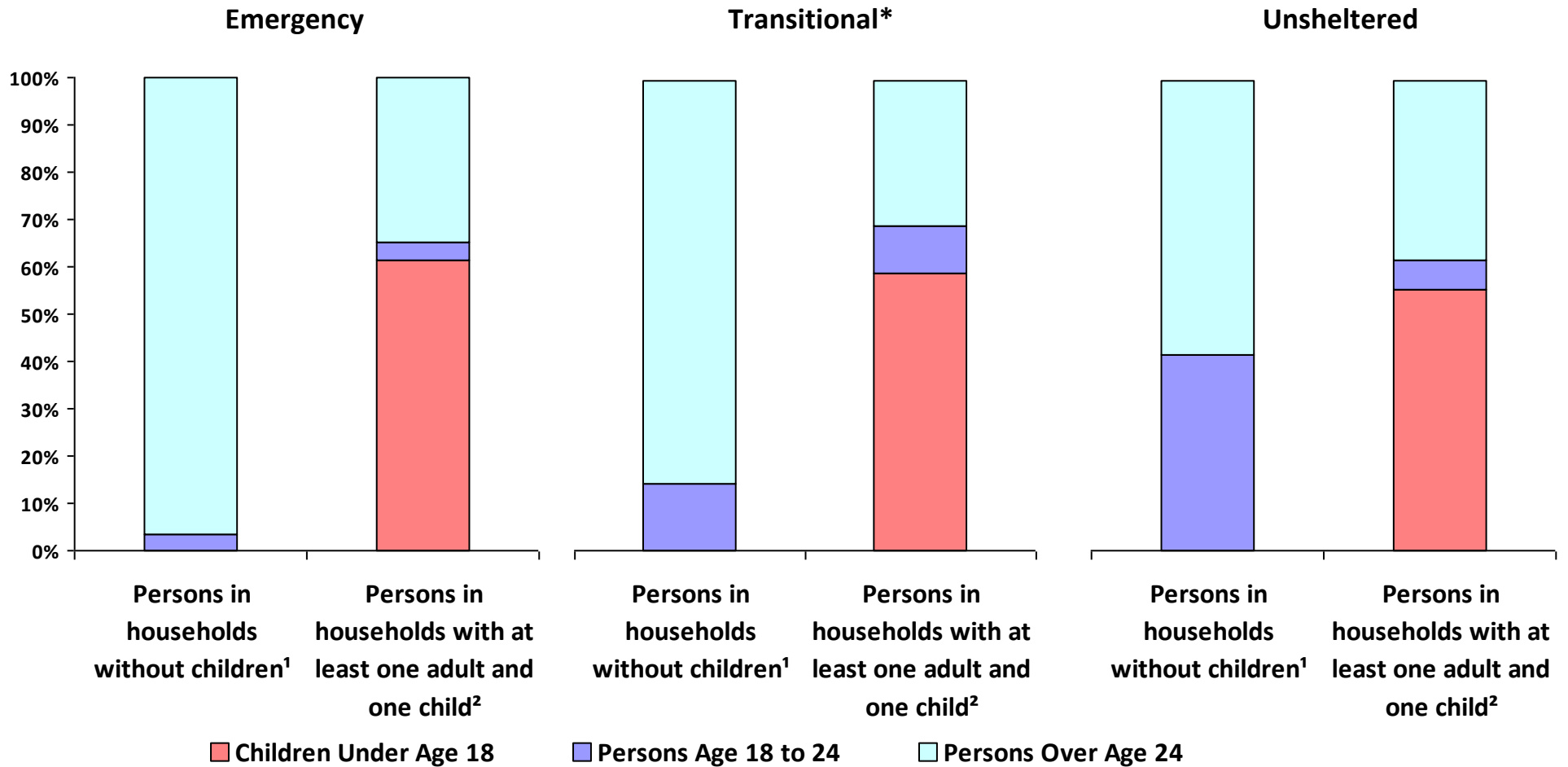


Important Notes About This Data: This report is based on information provided to HUD by Continuums of Care (CoCs) in the fiscal year 2018 application for CoC Homeless Assistance Programs. HUD has conducted a limited data quality review but has not independently verified all of the information submitted by each CoC. The reader is therefore cautioned that since compliance with these standards may vary, the reliability and consistency of the Housing Inventory and Homeless Count data may also vary among CoCs. Additionally, a shift in the methodology a CoC uses to count the homeless may cause a change in homeless counts between reporting periods. For inquiries about data reported by a specific Continuum of Care, please contact that jurisdiction directly. CoC contact information can be found on the HUD Exchange website (<https://www.hudexchange.info/grantees/contacts/>).

CoC Name: San Jose/Santa Clara City & County CoC

CoC Number: CA-500

2018 Point-In-Time Count Proportion of Persons in each Age Group by Household Type



* Safe Haven programs are included in the Transitional Housing category.

¹This category includes single adults, adult couples with no children, and groups of adults. ²This category includes households with one adult and at least one child under age 18.

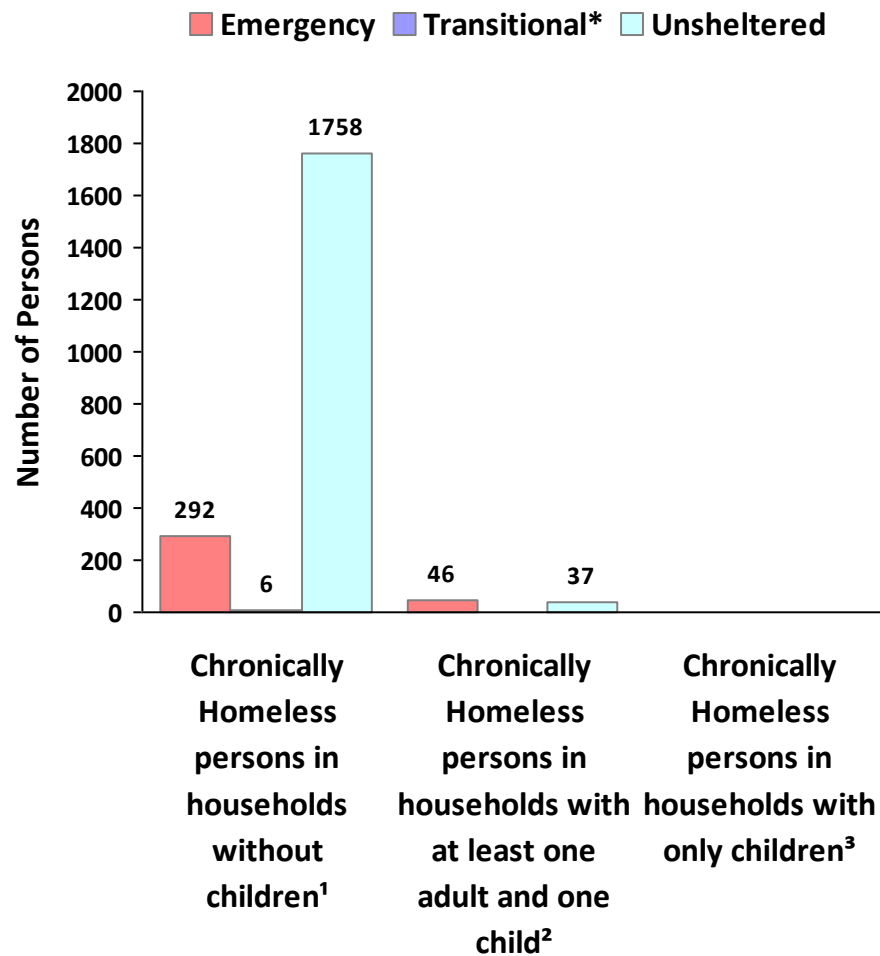
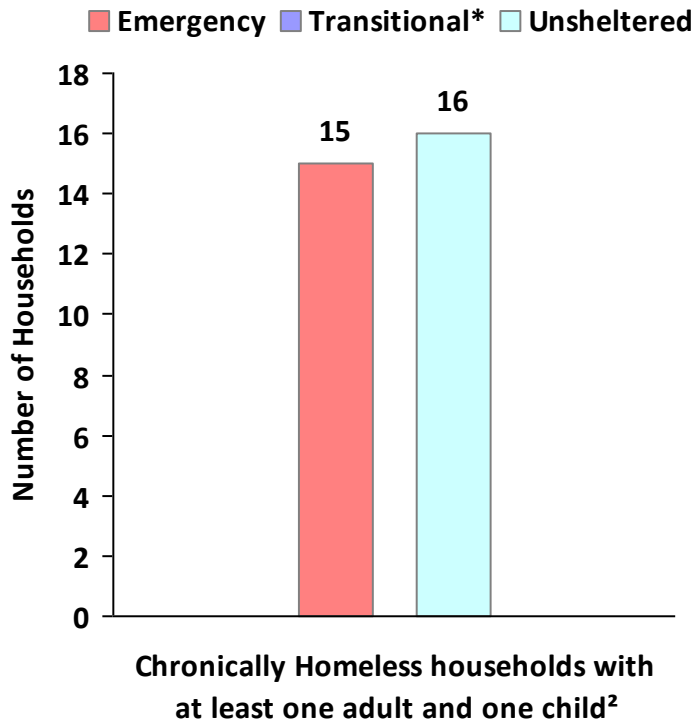


Important Notes About This Data: This report is based on information provided to HUD by Continuums of Care (CoCs) in the fiscal year 2018 application for CoC Homeless Assistance Programs. HUD has conducted a limited data quality review but has not independently verified all of the information submitted by each CoC. The reader is therefore cautioned that since compliance with these standards may vary, the reliability and consistency of the Housing Inventory and Homeless Count data may also vary among CoCs. Additionally, a shift in the methodology a CoC uses to count the homeless may cause a change in homeless counts between reporting periods. For inquiries about data reported by a specific Continuum of Care, please contact that jurisdiction directly. CoC contact information can be found on the HUD Exchange website (<https://www.hudexchange.info/grantees/contacts/>).

CoC Name: San Jose/Santa Clara City & County CoC

CoC Number: CA-500

2018 Point in Time Count Summarized by Chronically Homeless by Household Type



* Safe Haven programs are included in the Transitional Housing category.

¹This category includes single adults, adult couples with no children, and groups of adults. ²This category includes households with one adult and at least one child under age 18.

³This category includes persons under age 18, including children in one-child households, adolescent parents and their children, adolescent siblings, or other household configurations composed only of children.



Important Notes About This Data: This report is based on information provided to HUD by Continuums of Care (CoCs) in the fiscal year 2018 application for CoC Homeless Assistance Programs. HUD has conducted a limited data quality review but has not independently verified all of the information submitted by each CoC. The reader is therefore cautioned that since compliance with these standards may vary, the reliability and consistency of the Housing Inventory and Homeless Count data may also vary among CoCs. Additionally, a shift in the methodology a CoC uses to count the homeless may cause a change in homeless counts between reporting periods. For inquiries about data reported by a specific Continuum of Care, please contact that jurisdiction directly. CoC contact information can be found on the HUD Exchange website (<https://www.hudexchange.info/grantees/contacts/>).

CoC Name: San Jose/Santa Clara City & County CoC

CoC Number: CA-500

2018 Point in Time Count Summarized by Sub-Population

