



U.S. Department of Housing and Urban Development  
Office of Community Planning and Development  
Integrated Disbursement and Information System  
CDBG Community Development Block Grant Performance Profile  
PR54 - COEUR D'ALENE, ID  
Program Year From 04-01-2020 To 03-31-2021

DATE: 03-10-22  
TIME: 15:55  
PAGE: 1

## Program Year 2020 Funds

2020 CDBG Allocation	\$339,375.00
Program Income Received During Program Year 2020	\$0.00
Funds Returned to Local Program Account	\$0.00
During Program Year 2020	
<b>Total Available<sup>1</sup></b>	<b>\$339,375.00</b>

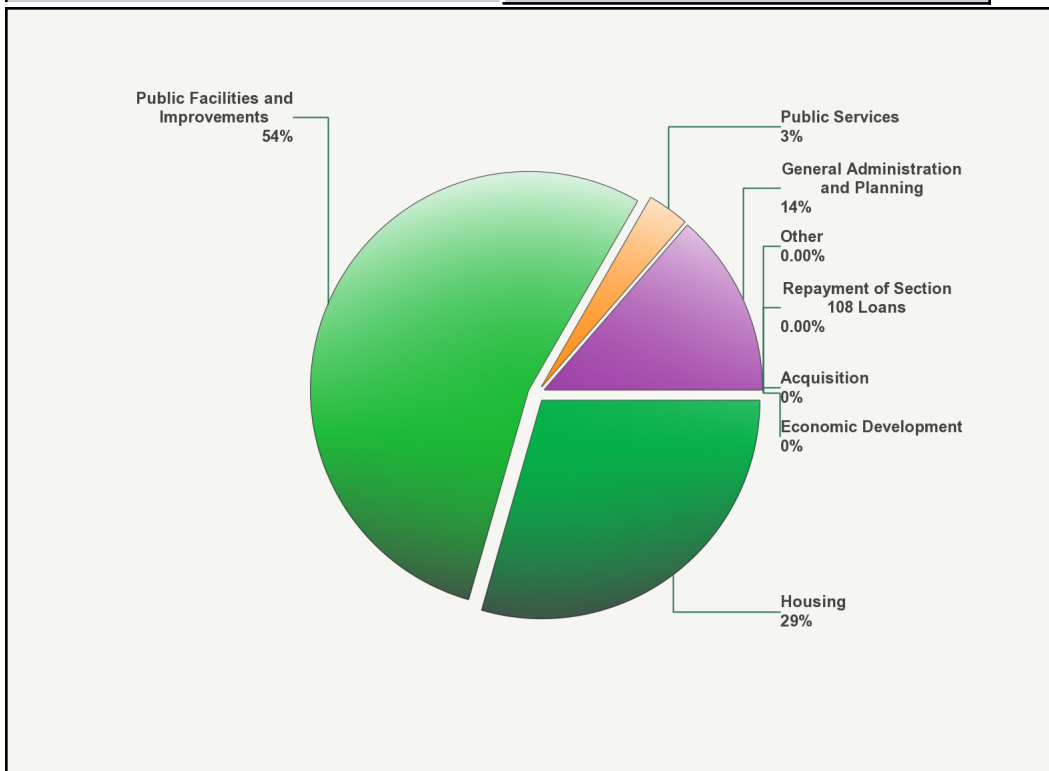
## Expenditures<sup>2</sup>

Type of Activity	Expenditure	Percentage
Acquisition	\$0.00	0.00%
Economic Development	\$0.00	0.00%
Housing	\$95,347.00	29.39%
Public Facilities and Improvements	\$174,995.85	53.95%
Public Services	\$10,000.00	3.08%
General Administration and Planning	\$44,050.61	13.58%
Other	\$0.00	0.00%
Repayment of Section 108 Loans	\$0.00	0.00%
<b>Total</b>	<b>\$324,393.46</b>	<b>100.00%</b>

## Timeliness

Timeliness Ratio - unexpended funds as percent of 2020 allocation 1.15

## Expenditures by Type of Activity (%) Expenditures by Type of Activity (\$)



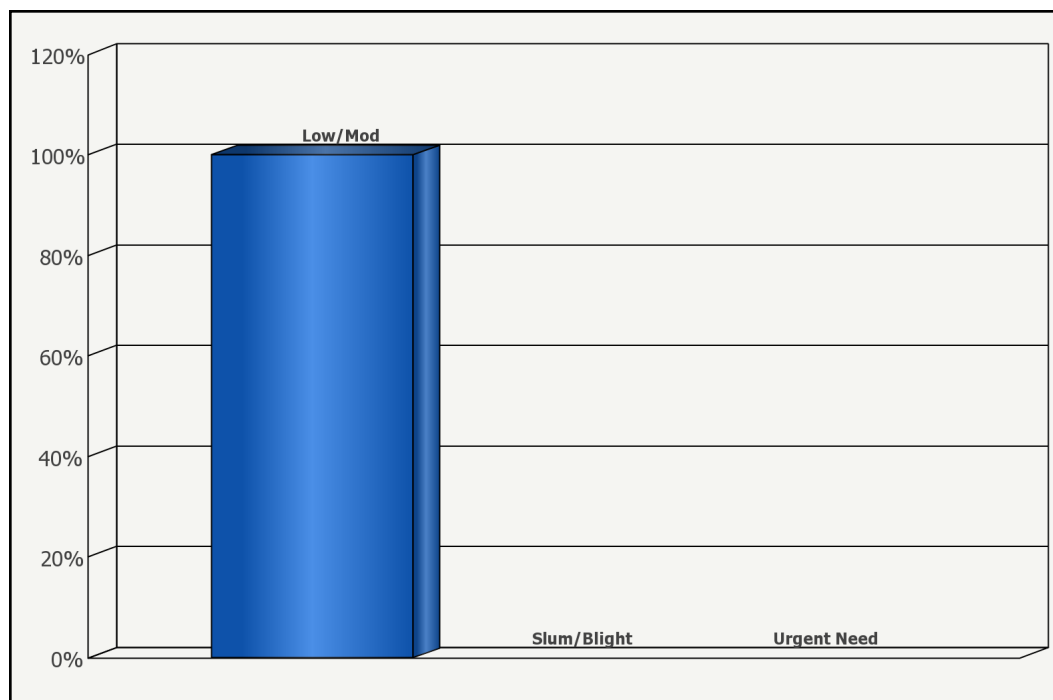


U.S. Department of Housing and Urban Development  
Office of Community Planning and Development  
Integrated Disbursement and Information System  
CDBG Community Development Block Grant Performance Profile  
PR54 - COEUR D'ALENE, ID  
Program Year From 04-01-2020 To 03-31-2021

DATE: 03-10-22  
TIME: 15:55  
PAGE: 2

### Program Targeting

1 -Percentage of Expenditures Assisting Low- and Moderate-Income Persons and Households Either Directly or On an Area Basis <sup>3</sup>	100.00%
2 -Percentage of Expenditures That Benefit Low/Mod Income Areas	12.66%
3 -Percentage of Expenditures That Aid in The Prevention or Elimination of Slum or Blight	0.00%
4 -Percentage of Expenditures Addressing Urgent Needs	0.00%
5 -Funds Expended in Neighborhood (Community For State) Revitalization Strategy Areas and by Community Development Financial Institution.	\$0.00
6 -Percentage of Funds Expended in Neighborhood (Community For State) Revitalization Strategy Areas and by Community Development Financial Institution	0.00%





U.S. Department of Housing and Urban Development  
Office of Community Planning and Development  
Integrated Disbursement and Information System  
CDBG Community Development Block Grant Performance Profile  
PR54 - COEUR D'ALENE, ID  
Program Year From 04-01-2020 To 03-31-2021

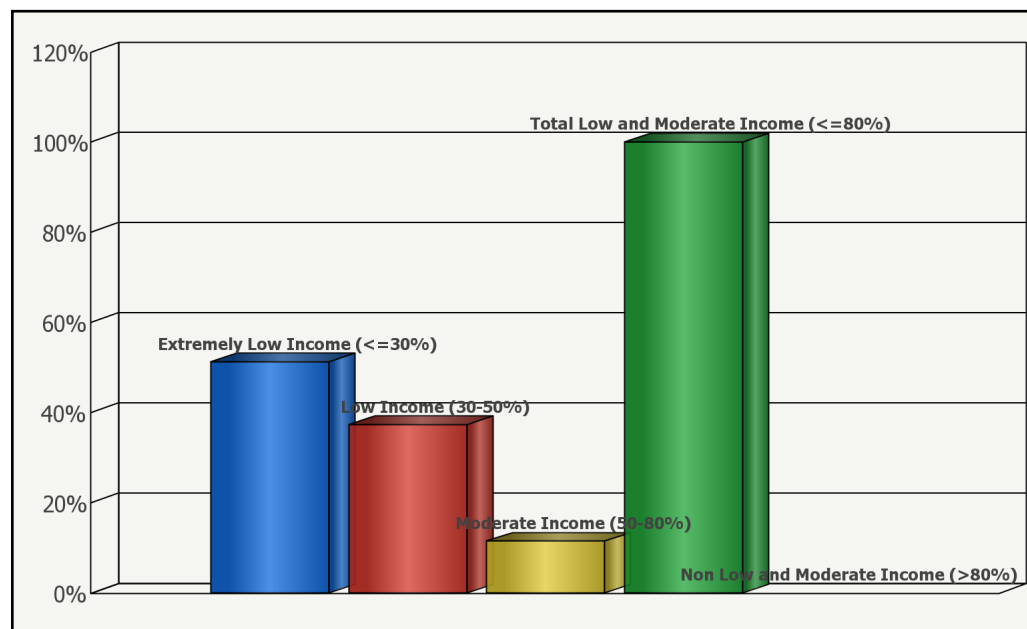
DATE: 03-10-22  
TIME: 15:55  
PAGE: 3

### CDBG Beneficiaries by Racial/Ethnic Category<sup>4</sup>

Race	Total	Hispanic
White	92.78%	100.00%
Black/African American	0.27%	0.00%
Asian	0.94%	0.00%
American Indian/Alaskan Native	0.27%	0.00%
Native Hawaiian/Other Pacific Islander	0.00%	0.00%
American Indian/Alaskan Native & White	0.00%	0.00%
Asian & White	0.40%	0.00%
Black/African American & White	0.13%	0.00%
Amer. Indian/Alaskan Native & Black/African Amer.	0.00%	0.00%
Other multi-racial	5.21%	0.00%
Asian/Pacific Islander (valid until 03-31-04)	0.00%	0.00%
Hispanic (valid until 03-31-04)	0.00%	0.00%

### Income of CDBG Beneficiaries

Income Level	Percentage
Extremely Low Income (<=30%)	51.20%
Low Income (30-50%)	37.30%
Moderate Income (50-80%)	11.50%
Total Low and Moderate Income (<=80%)	100.00%
Non Low and Moderate Income (>80%)	0.00%



### Program Year 2020 Accomplishments



U.S. Department of Housing and Urban Development  
Office of Community Planning and Development  
Integrated Disbursement and Information System  
CDBG Community Development Block Grant Performance Profile  
PR54 - COEUR D'ALENE, ID  
Program Year From 04-01-2020 To 03-31-2021

DATE: 03-10-22  
TIME: 15:55  
PAGE: 4

Accomplishment	Number
Actual Jobs Created or Retained	0
Households Receiving Housing Assistance	7
Persons Assisted Directly, Primarily By Public Services and Public Facilities	741
Persons for Whom Services and Facilities were Available	790 <sup>5</sup>
Units Rehabilitated-Single Units	6
Units Rehabilitated-Multi Unit Housing	0

**Funds Leveraged for Activities Completed: \$0.00**

#### Notes

1 Also, additional funds may have been available from prior years.

2 The return of grant funds is not reflected in these expenditures.

3 Derived by dividing annual expenditures for low-and moderate-income activities by the total expenditures for all activities (excluding planning and administration, except when State planning activities have a national objective) during the program year.

4 For entitlement communities, these data are only for those activities that directly benefit low- and moderate-income persons or households. They do not include data for activities that provide assistance to low- and moderate-income persons on an area basis, activities that aid in the prevention and elimination of slums and blight, and activities that address urgent needs. For states, these data are reported for all activities that benefit low- and moderate-income persons or households, aid in the prevention and elimination of slums and blight, and address urgent needs.

5 This number represents the total number of persons/households for whom services/facilities were available for [in many cases] multiple area benefit activities as reported by grantees. A service or facility meeting the national objective of benefiting low- and moderate-income persons on an area basis is available to all residents of the area served by the activity. If one or more activities had the same or overlapping service areas, the number of persons served by each activity was used to calculate the total number served; e.g., if two activities providing different services had the same service area, the number of persons in the service area would be counted twice; once for each activity.