



TOTTENVILLE PHASE I



TOTTENVILLE WATER HUB


- Kayak Rental
- Bike Rental
- Bird Blind & Look Out
- Visitor Center
- Cafe/Restaurant
- Restrooms & Storage

BEACH GROWTH

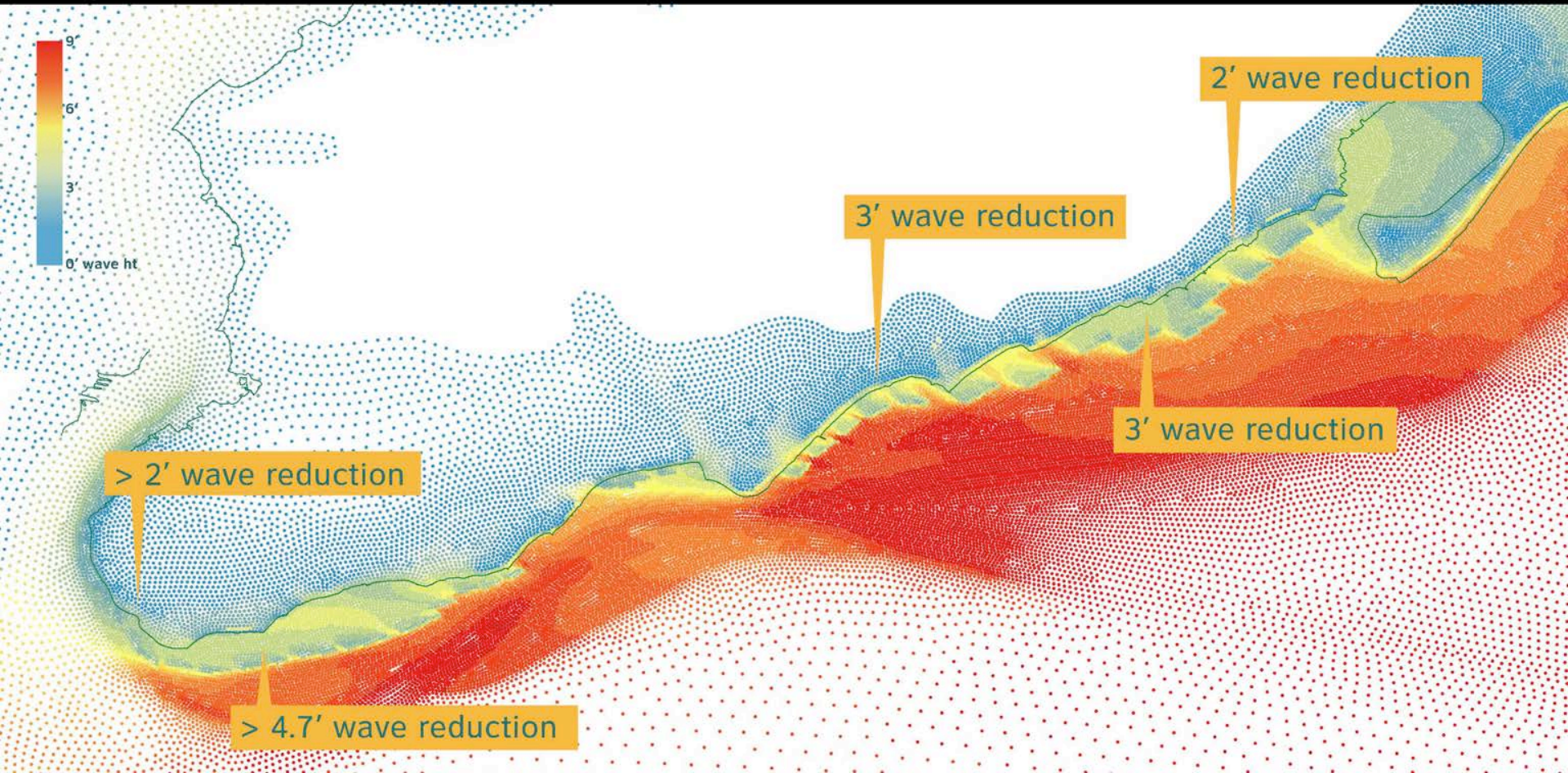
LIVING, GROWING BREAKWATERS

- Water Hubs
- Schools
- Breakwater Type 1
- Breakwater Type 2
- Breakwater Type 3
- Waterfront Activities
- Beach Building Zone
- Critical Habitat
- Living Shoreline Pilot
- Dune Improvements


HYDRODYNAMIC MODELING : SANDY STORM



HYDRODYNAMIC MODELING : EXPOSED BREAKWATERS



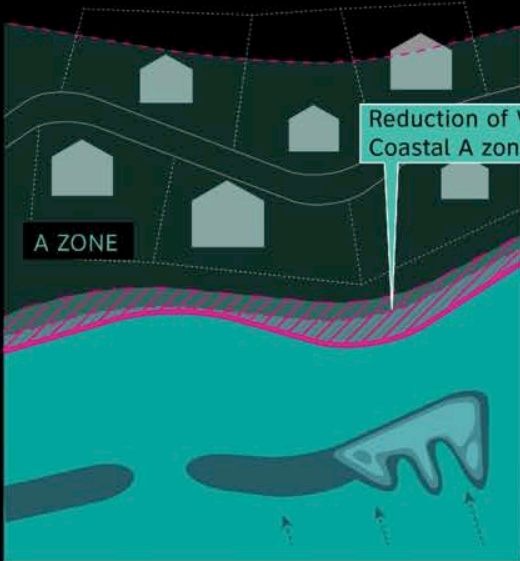
RISK REDUCTION : FLOOD HAZARD



EVERYDAY



FLOOD EVENT



FLOOD EVENT + BREAKWATER

**REBUILD
BY
DESIGN**

Living with the Bay
Interboro Team



Category 2 Surge

113,000 structures in the range of category 2 surge



Category 2 Surge Level

Category 1 Surge Level

Mean High Water Level

Mean Low Water Level



Courtesy: Interboro Rebuild by Design Team

Storm Water Outfalls

